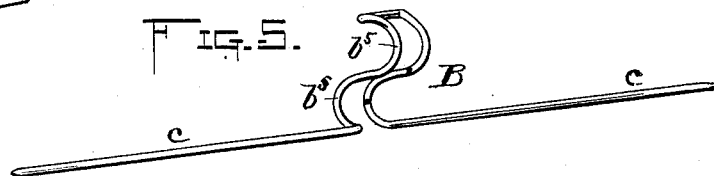
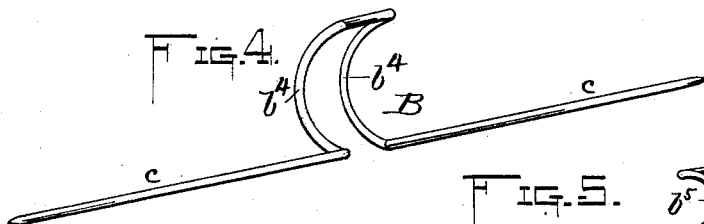
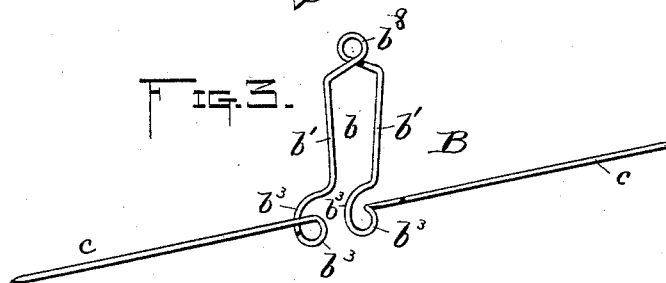
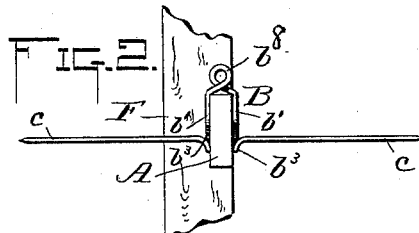
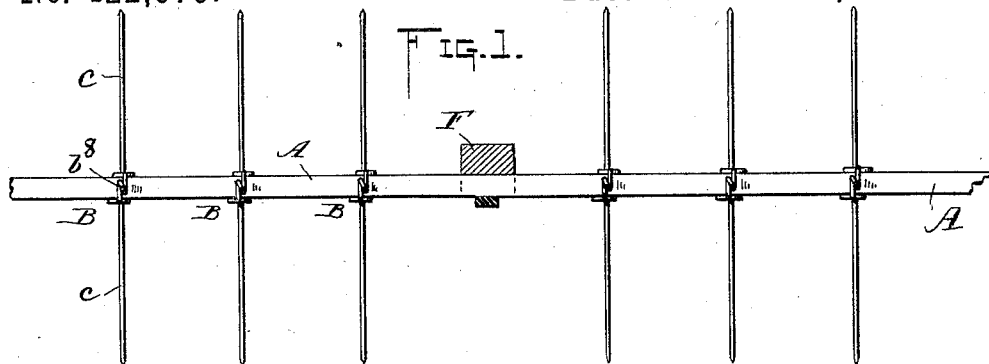


(No Model.)

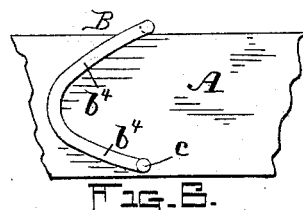
W. S. WOOTTON.  
TOBACCO HANGER.

No. 422,679.

Patented Mar. 4, 1890.



Witnesses.  
Daniel Barry.  
C. H. Sturtevant.



Inventor.  
Wm S. Wootton  
by H. N. Low  
attorney.

# UNITED STATES PATENT OFFICE.

WILLIAM S. WOOTTON, OF SCOTTSBURG, VIRGINIA.

## TOBACCO-HANGER.

SPECIFICATION forming part of Letters Patent No. 422,679, dated March 4, 1890.

Application filed December 31, 1888. Serial No. 295,059. (No model.)

*To all whom it may concern:*

Be it known that I, WILLIAM S. WOOTTON, a citizen of the United States, residing at Scottsburg, in the county of Halifax and State of Virginia, have invented certain new and useful Improvements in Tobacco-Hangers; and I do declare the following to be a full, clear, and exact description of the invention, such as will enable others skilled in the art to which it appertains to make and use the same.

My invention is especially directed to the desirable result of hanging in proper manner for curing as large a quantity as possible of tobacco in a given space, and to do this by means which are convenient of use and permit the easy application of the leaves or stalks in the desired manner, which are readily adjustable for different sizes of leaf or bunch, and which will not become displaced as the leaves or bunches are thrust or forced upon the holding-points or while the loaded sticks are being handed up into the upper part of the curing-barn.

To these ends my invention consists in the novel parts and combinations thereof herein-after set forth and claimed.

In order to make my invention more clearly understood, I have shown in the accompanying drawings means for carrying the same into practical effect.

In the said drawings, Figure 1 is a plan view of a tobacco-stick and attachments embodying my invention. Fig. 2 is an end view of the same. Fig. 3 is a perspective view of that form of the holder shown in Figs. 1 and 2. Figs. 4 and 5 are similar views of other forms of holder. Fig. 6 is a side view of the holder shown in Fig. 1 applied to a tobacco-stick.

Referring to the drawings, A indicates a tobacco-stick of the usual or any other suitable form, preferably rectangular in cross-section. This stick may be supported upon the ordinary tiers of a tobacco-barn, or may be secured in or to an upright F, such as is more fully described in my patent granted May 21, 1889.

The holder is shown at B, and is preferably constructed of spring-wire bent so as to

form an opening or space *b*, into or through which the tobacco-stick A may be inserted and in which said stick will be clasped by the elasticity of the holder. This pressure should be firm, so as to prevent the holder from being accidentally detached or displaced, but sufficiently light to enable it to be slid along the stick to the desired position or to be removed and replaced in such position. The holder terminates upon one or both sides of the stick in an arm or arms *c*, which may be pointed at their ends and are adapted to pierce the leaves or stalks and to sustain them in a well-known manner. The parts or legs *b' b'* of the holder which bind the said space *b* are connected at their upper ends by a transverse portion adapted to pass across the tobacco-stick from one side to the other, and at their lower ends are unconnected and free to spring toward or from each other and press upon the surfaces of the stick A. Said legs may be provided or formed in various ways, as shown in the different figures of the drawings, with lateral extensions or bends *b<sup>3</sup>* or *b<sup>4</sup>* or *b<sup>5</sup>*, extending in directions parallel with the stick to give to the bases of the arms *c* broad bearings upon the stick and prevent the holder from being twisted thereon as the leaf-stems are forced upon and pierced by said arms. It will be seen that as or after the arms *c* are filled with leaves or stalks the holders may be readily spaced upon the tobacco-stick as closely as the size of said leaves, stalks, or bunches will admit. Much economy of space is thus attained. To enable such adjustment to be readily made and the removal of the holders to be easily effected, and also to give more spring to the grasping-legs, I may provide the upper transverse portion of the holder which joins parts *b'* with a loop or coil *b<sup>8</sup>*. This furnishes a handle and spring-coil for the purposes indicated.

I claim—

1. In a tobacco-hanger, the combination, with the tobacco-stick, of the holder having transverse arms and joined upright legs having extensions arranged parallel with said stick, substantially as set forth.

2. The holder having arms *c*, the lateral extensions or bases, and a U-shaped upright

part connecting said arms and adapted to pass over the tobacco-stick, substantially as set forth.

3. A tobacco-holder consisting of the arms  
5 c, having the upright parts or legs, and the central coil of spring-wire joining said legs, substantially as set forth.

In testimony whereof I affix my signature in the presence of two witnesses.

WILLIAM S. WOOTTON.

Witnesses:

THOS. B. PENICK,  
S. F. HEIDELBERG.