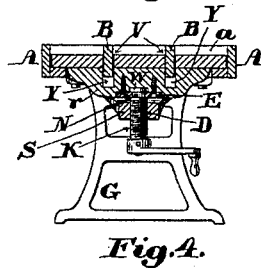
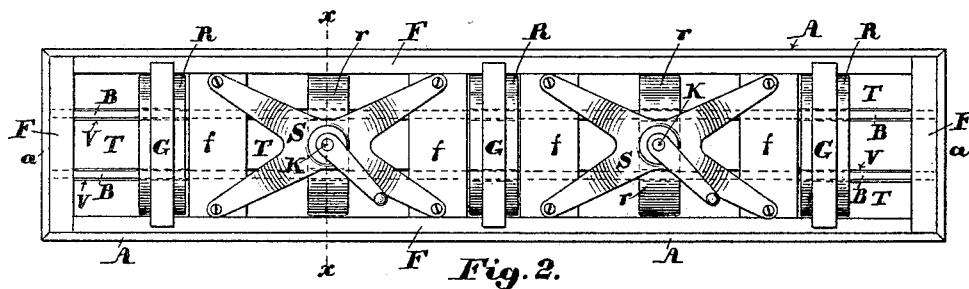
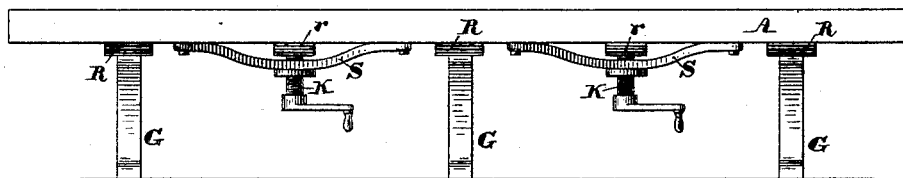
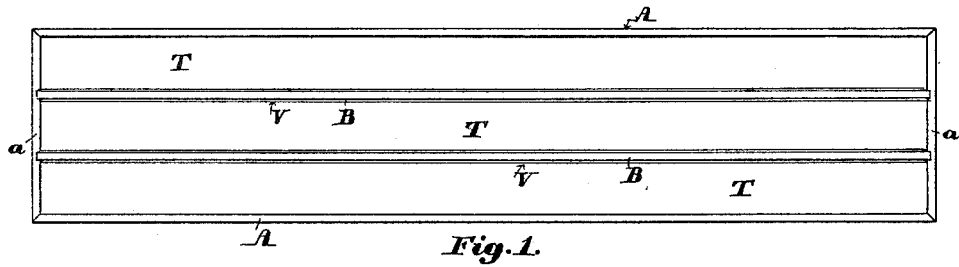


(No Model.)

W. A. HALLETT.
SHIP'S TABLE.

No. 453,716

Patented June 9, 1891.



Witnesses:

Wm. H. Hallett
Walden Bates

Inventor:

Wm. Hallett

UNITED STATES PATENT OFFICE.

WILLIAM A. HALLETT, OF CAMBRIDGE, MASSACHUSETTS.

SHIP'S TABLE.

SPECIFICATION forming part of Letters Patent No. 453,716, dated June 9, 1891.

Application filed January 7, 1891. Serial No. 376,944. (No model.)

To all whom it may concern:

Be it known that I, WILLIAM A. HALLETT, of Cambridge, in the county of Middlesex, State of Massachusetts, have invented a new and useful Improvement in Ships' Tables, of which the following is a specification.

In ships' tables in common use the table, to stop the sliding of articles thereon, is provided with a rack consisting of narrow pieces of suitable material raised above the table-top, either fixed permanently thereto in a raised position or adapted to be wholly disconnected therefrom to give a flush table-top.

The object of my invention is to provide a ship's table having permanently connected therewith a rack so adjustable that, in whole or in part, it may be raised above the table-top when desired for use, and may be lowered in order to give a substantially flush table-top.

The drawings show a table provided with a rack adjustable vertically and extending around the edge of the table-top and lengthwise of the table through slots in the table-top.

Figure 1 is a top plan of the table; Fig. 2, an inverted plan; Fig. 3, a side elevation, the rack raised; Fig. 4, a sectional elevation through the line *x x* of Fig. 2, the rack raised.

T is the table-top, which is provided with the slots V, and is fixed to the tie-pieces R *r*. The tie-pieces R *r* are provided with grooves Y to allow the ribs B to be lowered. The tie-pieces R rest upon and are secured to the

legs G. The edge strips A *a* and the ribs B, the latter adjustable vertically through the slots V, form the rack and are carried by the movable frame F *f*, which, through the movable supports S, is raised and lowered by means of the screw K, loosely hung by necks N, provided with flanges W in collars E in the tie-pieces *r* and working in threads D in the supports S.

It is obvious that other means can be used in place of the screw device shown; that the rack can be used without the end edge strips *a*; that all of the frame except its cross-pieces *f* can be dispensed with, and that in a table to which the edge strips are permanently fixed in a raised position the ribs B alone will be raised and lowered.

I claim—

1. A ship's table provided with a top containing slots lengthwise of the table and ribs adjustable vertically through said slots, substantially as described.

2. A ship's table provided with a top containing slots lengthwise of the table and ribs and edge strips adjustable vertically, the ribs through said slots and the edge strips at the edges of said top, substantially as described.

WM. A. HALLETT.

Witnesses:

WM. BLOLLEY,
WALDRON BATES.