

(No Model.)

H. F. POST.
ENVELOPE.

No. 453,726.

Patented June 9, 1891.

A

Fig 1

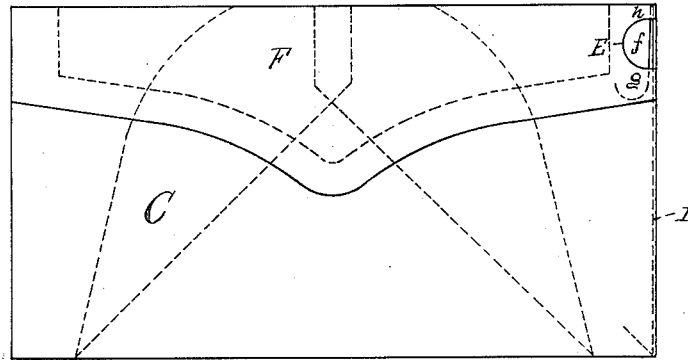


Fig 2

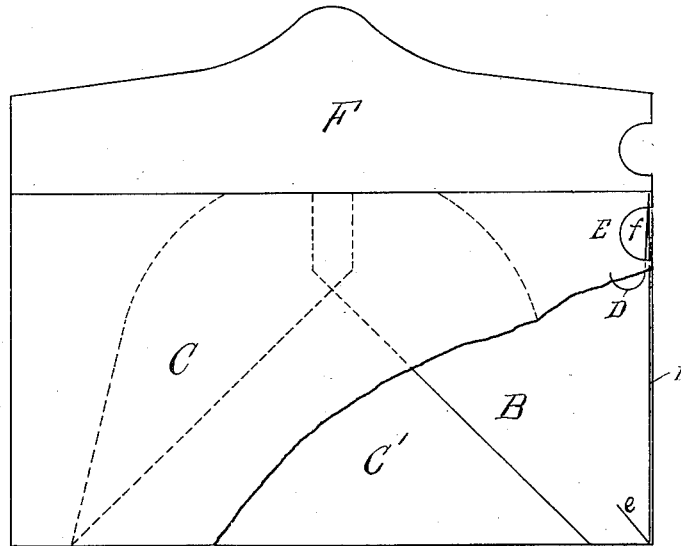
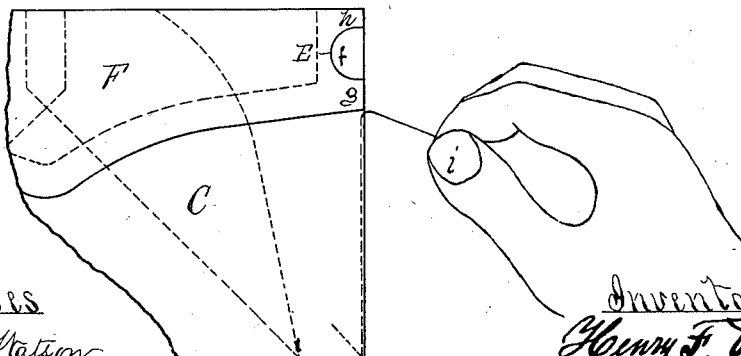


Fig 3



Witnesses

Alfred B. Watson

Alfred B. Sweddale

Inventor

Henry F. Post

John Inglis atty

UNITED STATES PATENT OFFICE.

HENRY F. POST, OF PATERSON, NEW JERSEY.

ENVELOPE.

SPECIFICATION forming part of Letters Patent No. 453,726, dated June 9, 1891.

Application filed February 17, 1890. Serial No. 340,756. (No model.)

To all whom it may concern:

Be it known that I, HENRY F. POST, a citizen of the United States, residing at Paterson, Passaic county, State of New Jersey, have invented a new and useful Improvement in Envelopes, of which the following is a specification, reference being had to the accompanying drawings, forming a part thereof.

The object of my present invention is to facilitate the opening of envelopes. I attain the object sought by devices that are illustrated in the accompanying drawings, which will be hereinafter fully described and claimed, in which—

Figure 1 shows in elevation an envelope embodying my invention, in which figure the envelope is closed and sealed. Fig. 2 shows the parts of Fig. 1, in which figure the envelope is open, with a part of one fold removed; and Fig. 3 is a part view with the envelope closed, my invention being applied in such figure.

A represents an envelope of any shape or size, in the interior of which envelope, at one end of the same under the fold B and between said fold and part C' of the envelope, I arrange and fix a cylindrical severing-wire or opener D. The opener or severing-wire D, which possesses sufficient fineness to present a sharp cutting-surface to the part of the envelope to be cut or severed, I secure at one end at e by turning a portion of the same over and on the fold B, with a slight inward tendency thereon, as shown. In this position the severing-wire D is held fixed at e by the lower edge of the fold B, and is adapted in such position to offer sufficient resistance to admit of the severing and separating of the parts in the operation of opening the envelope. The opposite hook end of the metallic opener D, I turn over upon the fold B for a considerable distance, and place the same in the position shown, the hook portion being inward, in which position and shape that end of the severing-wire or opener D is adapted to remain indefinitely without being disturbed under the folds C F when the envelope is closed and sealed.

That the position of the operating end of

the severing-wire may be known and easily picked up, I carve a thumb-space E in each of the folds C and F of the envelope A, which carvings are made to correspond with each other when the envelope is closed, and which are adapted to expose to view that part of the opener D at f between the parts h g of the envelope. This cylindrical severing-wire or opener D, which always presents a like cutting surface to the parts of the envelope to be severed and separated in the operation of opening, is drawn by the thumb at f from the carvings or thumb-spaces E in an outward and downward direction, which action at f upon the opener by the thumb i draws the end at g from under the folds C F and brings the severer at h into severing contact with the parts to be separated when the same is drawn by the thumb and finger, as in Fig. 3, until the end of the envelope is open, when which is done the contents of the envelope may be withdrawn at pleasure.

It will be seen that the carvings or spaces E, when taken in connection with the metallic severer D, form one of the important features of my invention, as they not only expose to view the position of the severing-wire, but also invite and accommodate the action of the thumb in the operation of opening the envelope. The parts B B' C F are secured by the usual adhesive material, as indicated by dotted lines.

Having described my invention, I claim as new and desire to secure by Letters Patent—

The combination, with an envelope provided with the corresponding thumb-notches E E in its side and covering-flaps, respectively, and having no notches or perforations in its front face, of the opening-wire D, having one end hooked at e and secured inside the lower corner of the envelope and its other end bent double and exposed through the said notches, and with its extreme end hooked and concealed inside the envelope, substantially as and for the purpose set forth.

HENRY F. POST.

Witnesses:

JOHN INGLIS,

ALFRED B. TWEEDDALE.