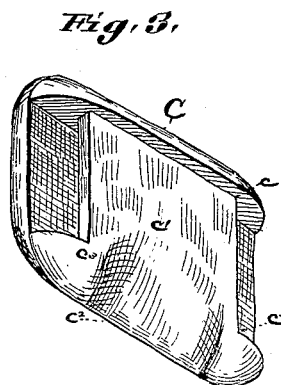
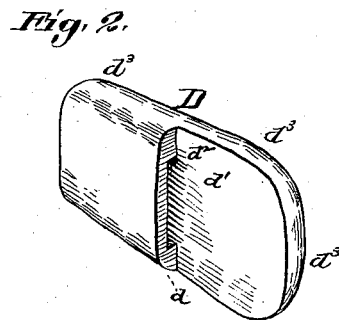
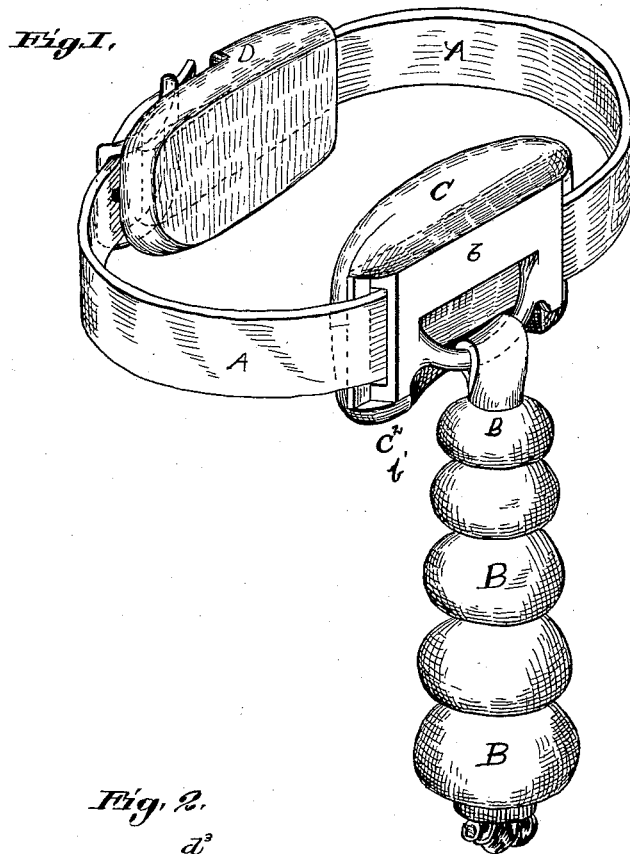


(No Model.)

M. HAUGHEY.  
RUBBER PAD FOR INTERFERING STRAPS.

No. 454,210.

Patented June 16, 1891.



*Attest:*  
*Edward J. O'Brien*  
*S. J. Mcmill*

*Inventor:*  
*Michael Haughey*

# UNITED STATES PATENT OFFICE.

MICHAEL HAUGHEY, OF ST. LOUIS, MISSOURI.

## RUBBER PAD FOR INTERFERING-STRAPS.

SPECIFICATION forming part of Letters Patent No. 454,210, dated June 16, 1891.

Application filed December 29, 1890. Serial No. 376,015. (No model.)

*To all whom it may concern:*

Be it known that I, MICHAEL HAUGHEY, a citizen of the United States, residing at the city of St. Louis, in the State of Missouri, have invented (as an article of manufacture) a new and useful Improvement in Devices to Prevent Horses Interfering, of which the following is a specification.

My invention relates to an improvement in the pads whereby the pendant interfering device patented to myself under United States Letters Patent No. 379,644, dated March 20, 1888, is held in position to do effective work—*i. e.*, to keep the pendant in its proper position on the inside of the horse's leg and also prevent chafing; and it consists of certain improvements, which are fully set forth in the following specification and shown in the accompanying drawings, which form a part thereof.

The object of my invention is, first, to produce a convenient and efficient pad appliance for the leg-strap of the interfering device referred to above—that is, such as will avoid the objections that are inseparable from the use of the leather pads heretofore used, which objections are that the leather gets hard and shrivels up, losing shape and elasticity when moistened or wet in use; second, to dispense with the care and labor incident to the making of the leather pads; third, to insure uniformity in the size, shape, and bearing of the pads; fourth, to provide a soft yielding article of pads that will not become distorted and hardened by exposure in wet weather and then drying, and, fifth, to facilitate packing and shipping the interfering devices in parts and provide simple means for cleaning the pendant device as a whole from grit or dirt, as well as for oiling the same when required. I attain these objects by providing pads, the material of which is rubber molded into the size and shapes shown and illustrated in the accompanying drawings, in which—

Figure 1 is a perspective view of the pendant interfering device heretofore patented to myself, as aforesaid, and which shows the molded rubber pads in place thereon. Fig. 2 is a top perspective view of the molded rub-

ber pad belonging under the buckle of the leg-strap, and Fig. 3 is a top view in perspective of the adjustable molded rubber pad adapted to the pendant loop-plate and leg-strap.

Similar letters have reference to similar parts throughout the drawings.

In the drawings, A, Fig. 1, is a plain leather strap provided with a buckle, at one end of which and under the buckle is fitted the pad D, Figs. 1 and 2, which pad is made from rubber, molded of about the size and shape shown in the drawings, Fig. 2, and having a raised part on its upper side to form the loop  $d^2$  to receive the leg-strap, and its lower side sheared or beveled at its edge  $d^3 d^3$  to perform the service of an elastic pad.

C, Figs. 1 and 3, is a molded rubber pad of about the size and made in the shape shown in the drawings. This pad is fitted with the loop  $c'$  to receive the leg-strap A and plate  $b$ , and has the shoulder  $c$ , which fits over the upper edge of the pendant loop-plate, so that when the leg-strap A is reeved through the plate  $b$  and pad C the upper part of the said pad will be flush with the face of the pendant-plate's upper edge. The pad C has a concave indenture or shirr inwardly at  $c^2$ , Figs. 1 and 2, which permits of the free swinging of the pendant B on the metal loop  $b'$ . When the pad C is in its place on the leg-strap A, it forms part of the pendant and pendant-plate  $b$ , and has motion freely laterally on the strap A, to which it may be put on or removed at pleasure.

Having thus described my invention, what I claim as new, and desire to secure by Letters Patent, is—

The improved article of manufacture comprising the strap and buckle, the rubber loop-pad in the rear of the buckle and adjustable on the strap, and the adjustable pad C, having loop  $c'$  and plate  $b$ , secured in said loop and carrying the pendant, all substantially as shown and described, and for the purposes specified.

MICHAEL HAUGHEY.

Witnesses:

S. S. MERRILL,  
E. J. O'BRIEN.