

(No Model.)

J. W. KIRKPATRICK.
VESSEL FOR HOLDING LIQUIDS.

No. 455,511.

Patented July 7, 1891.

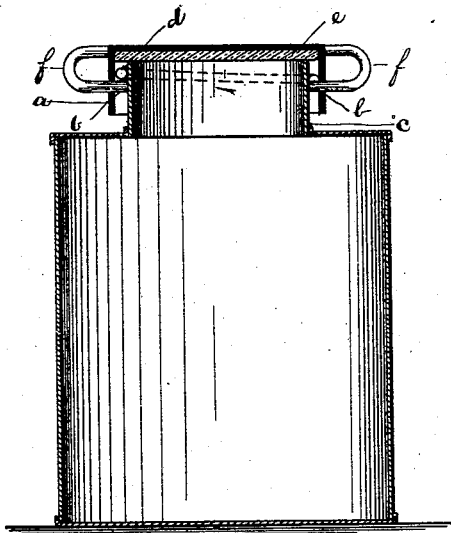


Fig. 1.

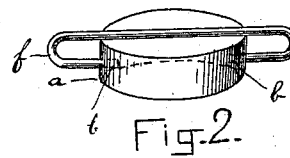


Fig. 2.

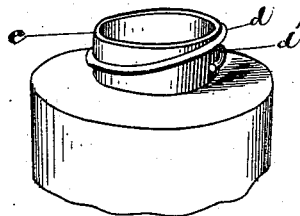


Fig. 3.

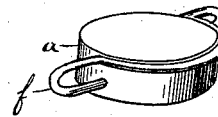


Fig. 4.

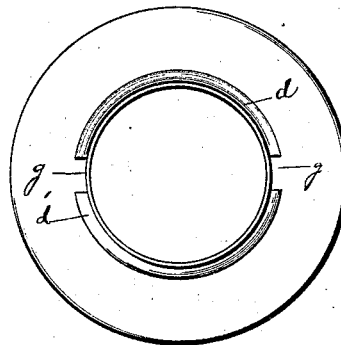


Fig. 5.

WITNESSES:
Bessie D. Jones
Henry E. Payan

INVENTOR:
John W. Kirkpatrick
by his attorney
Charles D. Dues

UNITED STATES PATENT OFFICE.

JOHN W. KIRKPATRICK, OF NEWBURYPORT, MASSACHUSETTS.

VESSEL FOR HOLDING LIQUIDS.

SPECIFICATION forming part of Letters Patent No. 455,511, dated July 7, 1891.

Application filed March 3, 1888. Serial No. 266,094. (No model.)

To all whom it may concern:

Be it known that I, JOHN W. KIRKPATRICK, a citizen of the United States, residing at Newburyport, in the county of Essex and State of Massachusetts, have invented certain new and useful Improvements in Vessels for Holding Liquids; and I do hereby declare that the following is a full, clear, and exact description of the invention, which will enable others skilled in the art to which it appertains to make and use the same.

The object of my invention is a can, bottle, or other vessel provided with a cap or cover which may be securely fastened in such a manner as to prevent the escape of the contents of the vessel, and also may be readily removed even though the contents should be of an adhesive nature.

Ordinarily such vessels as those to which I intend more particularly to apply my invention are constructed with a screw-thread formed upon the neck of the vessel and with a cap or cover, generally of metal, having a corresponding thread upon its inner side, by which means the cap or cover is adapted to be screwed closely down upon the neck of the vessel. It is found, however, that these screw-caps are likely to become so firmly glued on when the contents of the vessel are of a sticky nature that it is difficult to remove them.

I construct the neck of the vessel and its cover so that only a very small portion of the cover is in contact with the vessel, thus rendering the liability of sticking very slight, even though its contents should be adhesive, and I provide a means of screwing the cap or cover which is as effectual as that now in use.

In the drawings I have shown in Figure 1 a section of a vessel embodying my invention, in Figs. 2 and 4 caps or covers for vessels embodying modifications of my invention, in Fig. 3 the top portion or neck of a vessel, and in Fig. 5 a plan view of the neck of the vessel with the cover removed.

a is a cap or cover, made of somewhat greater diameter than the neck *c* and provided with two or more projecting points or lugs *b*, which engage with the screw-thread *d*, formed upon or attached to the neck *c*, so that when the cap *a* is placed in its proper position upon the neck of the vessel the inner surface of the cap is not brought into con-

tact with the neck of the vessel, except at the places where the lugs *b* meet it and engage with the thread upon the neck. The screw-thread *d d'* is not continuous, but is broken away on each side, as shown at *g*, Fig. 5. One end of the screw-thread *d* is above the corresponding end of the screw-thread *d'*, and the opposite end of the screw-thread *d* is below the corresponding end of the screw-thread *d'*. The lugs *b* may be formed by ends of wires projecting through the sides of the cap, as shown in Figs. 1, 2, and 4.

To insure the perfect sealing of the vessel, a compressible disk or washer *e*, of leather or cork or other suitable substance, is placed between the top of the cap and the upper edge of the neck of the package.

f f are handles of wire or other suitable material of proper form, attached firmly to the cap in any proper manner, by means of which the cap may be turned.

The operation of my invention is as follows: When the cover or cap is put on, the lugs *b* are to be brought opposite to the openings *g* in the screw-thread *d*. The cap is then to be placed on the neck, the lugs *b* entering the openings *g*. The cap is then to be given a quarter of a revolution, so that the lugs *b* will be brought around half-way between the openings *g*, or a less turn may be given and the cap will still be secured.

What I claim, and desire to secure by Letters Patent, is—

1. In combination with a can or vessel having an exterior thread on its neck, an unthreaded cylindrical cover having a wire yoke serving as handles and extending across the cover and affixed to its exterior and whose ends are retroverted or turned inward and project through the vertical part of the cover, all as set forth.

2. A package provided with the neck *c*, having on its outer surface the screw-threads *d d'*, in combination with a cap *a* and the handles *f f*, the ends of which project through the cap, so as to form the lugs *b b*, which engage with the screw-thread *d*, substantially as and for the purpose above described.

JOHN W. KIRKPATRICK.

Witnesses:

BESSIE C. JONES,
HENRY PAYAN.