

(No Model.)

T. S. BUCK.
TYPE HOLDER.

No. 456,014.

Patented July 14, 1891.

Fig. 1.

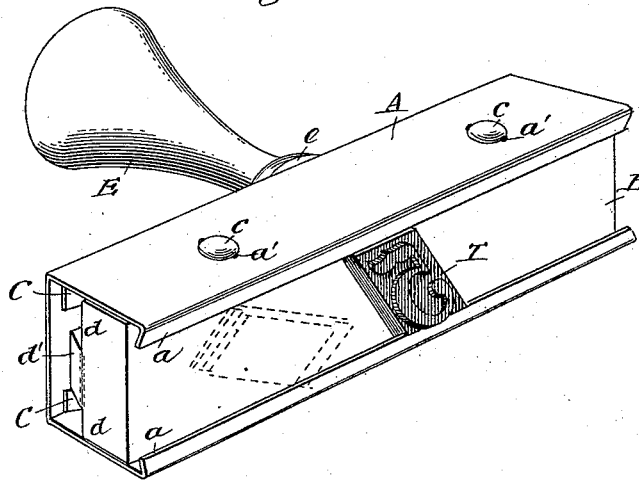


Fig. 2.

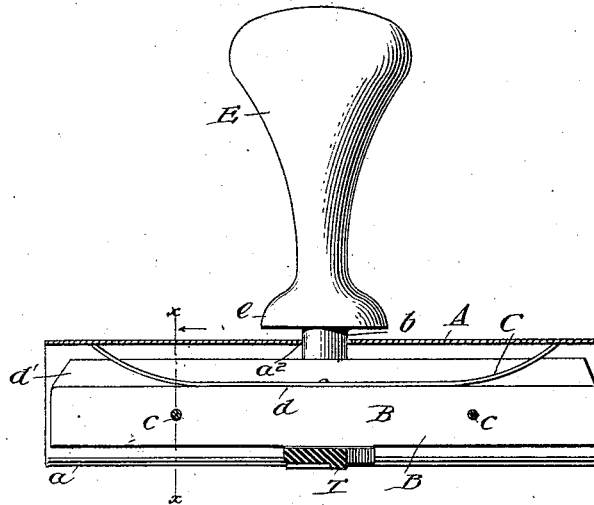
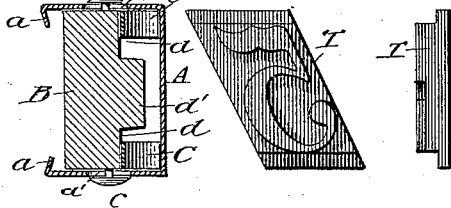


Fig. 3. Fig. 4. Fig. 5.



WITNESSES:
H. Clark
W. W. Quyster

INVENTOR:
Taylor S. Buck
BY *Murray H. Co.*
ATTORNEYS.

UNITED STATES PATENT OFFICE.

TAYLOR S. BUCK, OF BROOKLYN, NEW YORK.

TYPE-HOLDER.

SPECIFICATION forming part of Letters Patent No. 456,014, dated July 14, 1891.

Application filed September 23, 1889. Serial No. 324,740. (No model.)

To all whom it may concern:

Be it known that I, TAYLOR S. BUCK, of Brooklyn, in the county of Kings and State of New York, have invented a new and Improved
5 Type-Holder, of which the following is a full, clear, and exact description.

Reference is to be had to the accompanying drawings, forming a part of this specification, in which similar letters of reference indicate
10 corresponding parts in all the figures.

Figure 1 is a perspective view of my invention—an improved type-holder. Fig. 2 is a sectional elevation of the same. Fig. 3 is a transverse sectional view on line xx of Fig.
15 2, and Figs. 4 and 5 are perspective plan and edge views of the type.

My invention relates to hand type-holders designed principally for india-rubber type to facilitate the composition of hand-stamps;
20 and the invention consists, mainly, of a casing open at the bottom, combined with a spring-actuated block or follower fitted in the casing to grasp and firmly hold the type.

The invention also consists of the special
25 construction and combination of parts, all as hereinafter described and claimed.

A represents a casing of tin or other suitable material. It may be of any proper length and is of a width equal to the length of the
30 type T, and it is open at the bottom to receive the type on the flanges aa at the lower edges of the side pieces of the casing. These flanges are by preference slightly upturned, as shown clearly in Fig. 3, to the more effectually hold
35 the type. Within the said casing A is placed the clamp or follower B, which is acted on by springs C and serves to clamp the type on the flanges aa . The follower is by preference made of wood and is held in place in the casing A by the small nails, screws, or studs cc ,
40 which reach through the slots $a'a'$ on the sides of the casing, which slots permit the follower to be pressed upward against the action of the springs to release the type. I
45 prefer to use two curved plate-springs, though

coiled or other form of spring might be used, and these I prefer to secure in the center upon the ledges d of the follower. The central rib
 d' of the follower serves to keep the springs
50 from lateral displacement.

E represents the handle attached to the
55 follower B, the shank b passing through a hole a^2 in the casing A. The follower is lifted from the type, or rather away from the flanges a , for putting type in place or removing it by
60 simply pressing down on the casing A with the thumb and forefinger and drawing outward on the handle held firmly in the palm of the hand, leaving the other hand free to
65 handle the type.

The distance of independent movement of the follower may be limited by the length of the slots a' or by the shoulder e on the handle E.

Having thus described my invention, what I
65 claim as new, and desire to secure by Letters Patent, is—

1. An improved type-holder comprising a casing open at the bottom and provided with inwardly-projecting flanges, a spring-pressed
70 follower within the casing, and a handle secured to the follower, substantially as described.

2. As a new article of manufacture, a type-holder comprising a casing open at the bottom and provided with inwardly-projecting
75 flanges on the lower edge of its sides, and a spring-pressed follower within the casing and provided with a handle rigidly secured thereto and projecting through the said casing, as set
80 forth.

3. The type-holder consisting of the casing A, having flanges a , slots a' , and aperture a^2 , in combination with the follower B, springs C, handle E, attached to the follower, and
85 holding-pins c , substantially as described.

TAYLOR S. BUCK.

Witnesses:

H. A. WEST,
EDGAR TATE.