

(No Model.)

2 Sheets—Sheet 1.

J. N. STANLEY.
CULTIVATOR.

No. 456,167.

Patented July 21, 1891.

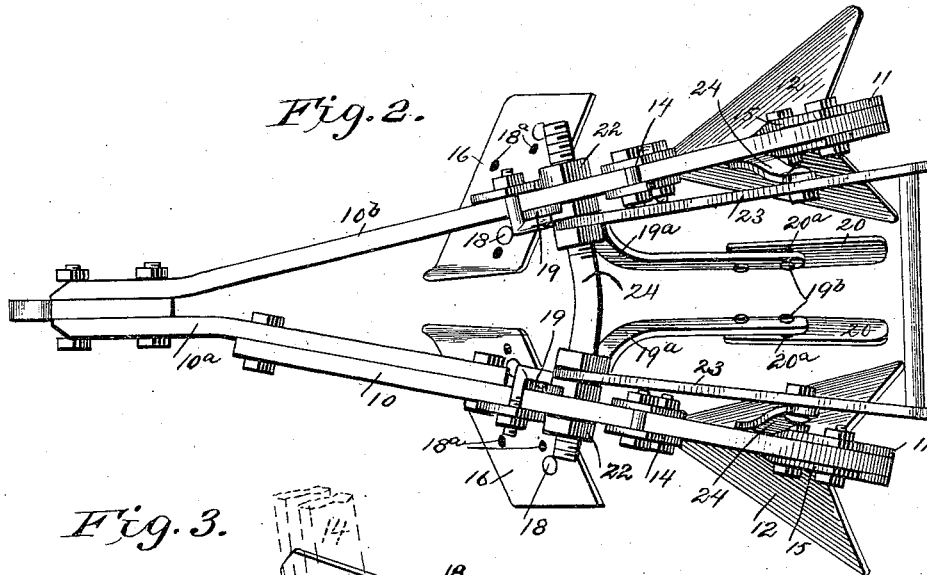
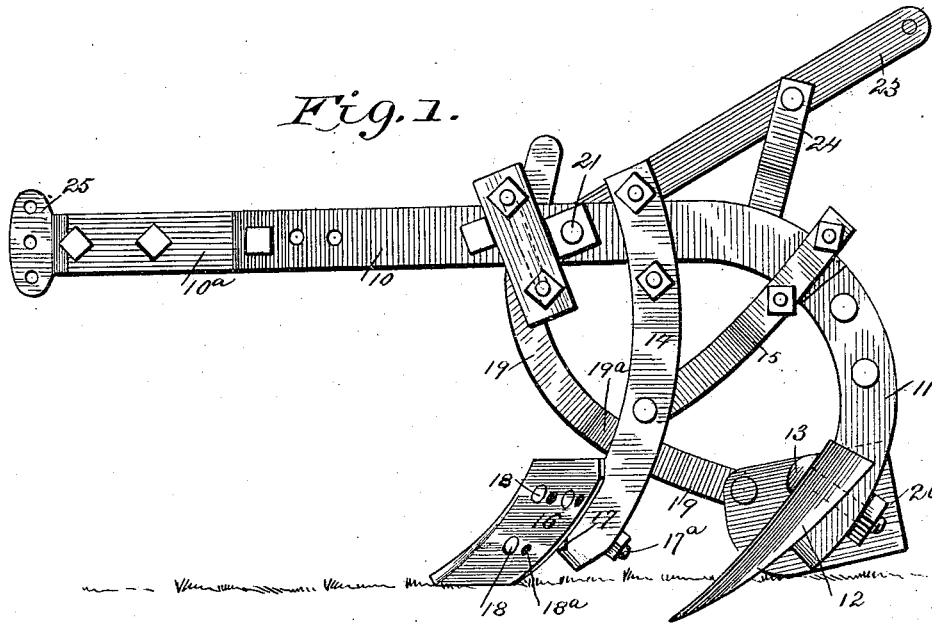
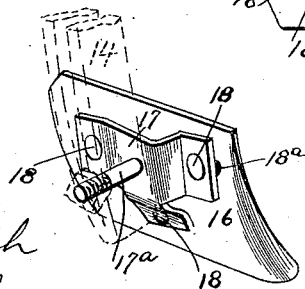


Fig. 3.



WITNESSES:

Fred G. Dietrich
W. D. Blondel

INVENTOR:
John N. Stanley
BY *Munn & Co*

ATTORNEYS

(No Model.)

2 Sheets—Sheet 2.

J. N. STANLEY.
CULTIVATOR.

No. 456,167.

Patented July 21, 1891.

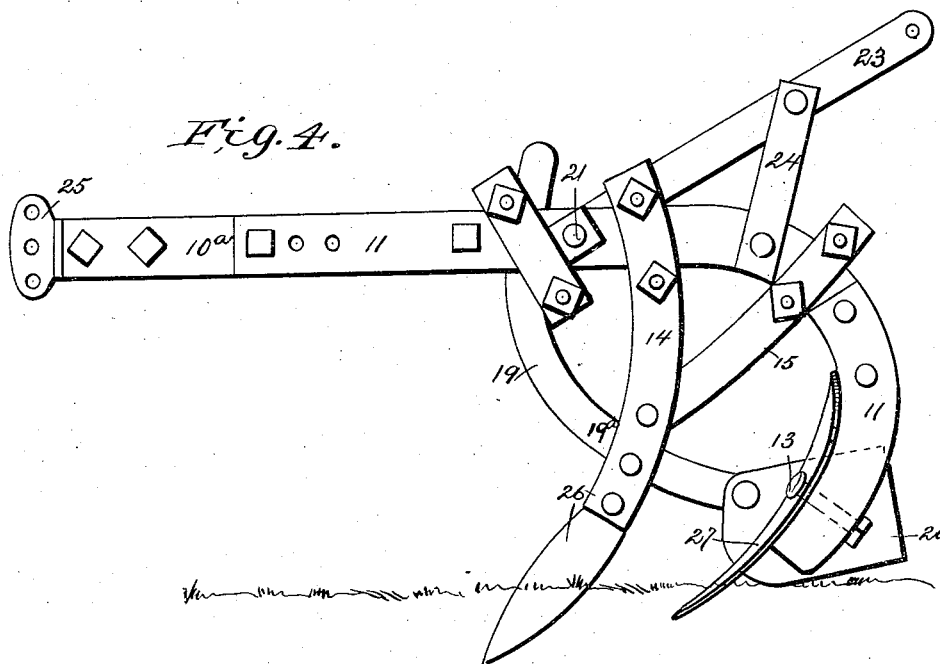


Fig. 5.

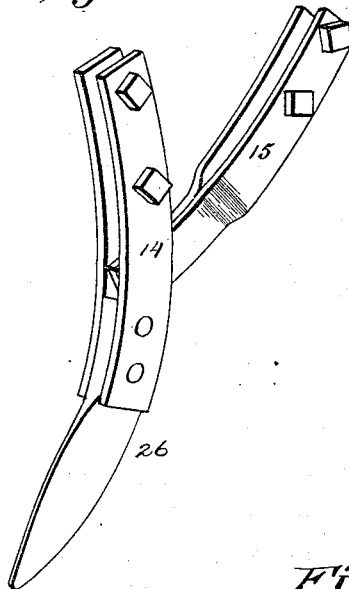


Fig. 6.

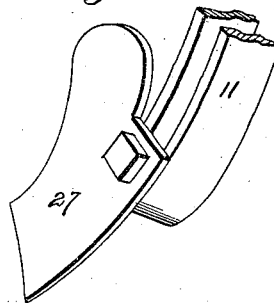



Fig. 7.



WITNESSES:
Fred G. Dieterich
M. D. Blondel

INVENTOR:
John N. Stanley
BY *Wm. L. Stanley*
ATTORNEYS

UNITED STATES PATENT OFFICE.

JOHN N. STANLEY, OF OZARK, ARKANSAS.

CULTIVATOR.

SPECIFICATION forming part of Letters Patent No. 456,167, dated July 21, 1891.

Application filed August 19, 1890. Serial No. 362,345. (No model.)

To all whom it may concern:

Be it known that I, JOHN N. STANLEY, of Ozark, in the county of Franklin and State of Arkansas, have invented a new and useful Improvement in Cultivators, of which the following is a specification.

My invention relates, generally, to cultivators, and particularly to cotton-cultivators, the object of my invention being to provide a cultivator consisting of a number of interchangeable parts, whereby cotton may be cultivated at its different stages by my improved cultivator.

A further object of my invention is to provide an improved means of securing the scrapers to the standard.

With these ends in view my invention consists in the peculiar construction of several of the parts, and also in their novel combination or arrangement, as will be more fully described, and pointed out in the claim.

In the accompanying drawings, forming a part of this specification, Figure 1 is a side view of my cultivator with cotton-scrapers, coverers, and fenders attached for scraping cotton. Fig. 2 is a top plan view of the same. Fig. 3 is a detail view showing the method of securing the scraper. Fig. 4 is a side view of the cultivator with collars and hilling-plows attached for the purpose of weeding and hilling. Fig. 5 is a detail view of a colter; Fig. 6, a detail view of a hilling-plow, and Fig. 7, a similar view of the fender.

In constructing my improved cultivator I employ a main beam 10, the rear end of which is curved downwardly, as shown, and upon said curved end is secured the slotted standard 11, which curves downward and slightly forward, and to said standard is secured the shovel-plow or coverer 12, which plow is adjustably secured to the standard 11 by a bolt 13 passing through the slot of said standard. A slotted standard 14 is secured to the beam 10 forward of the standard 11 and in direct line with the same, and a brace 15 maintains the said standard 14 in its proper position. The standard 14 also curves forwardly, and at or near its lower end is secured the cotton-scraper 16. The scraper is provided with a three-part foot upon its rear side, said foot having the bolt 17 rigid therewith, which bolt projects through the slot of the

standard 14. The prongs of the foot project forwardly from the bolt 17, and are secured to the scraper by the bolts 18. The scraper is provided with a duplicate set of holes 18^a to receive the bolts 18, whereby the scrapers may be adjusted laterally. By means of the foot and attached bolt the scraper can be adjusted at any angle. A bar 19 is clipped to the beam 10 forward of standard 14, the bar extending downward and rearward, and is also given an inward bend 19^a, whereby its rear end is thrown upon the inner side of the coverer. A fender 20 is pivoted to the bar 19 near its lower end, the extreme end of the bar being provided with a stud or pin 19^b, which works in the slot 20^a in the fender, which pin limits the movements of the fender, which adjusts itself to the surface of the ground. A short beam 10^a is bolted to the main beam 10 at its forward end, the short beam 10^a being bent away from the main beam, and to said short beam is secured a second beam 10^b, similar to the beam 10, the beams 10^a and 10^b having a series of holes whereby the beam 10^b can be adjusted forward or rearward, as desired. The beam 10^b is provided with standards 11 and 14, coverer 12, scraper 16, bar 19, and fender 20, similar to the main beam 10, and the distance between the said beams 10 and 10^b is regulated by the threaded rod 21 and nuts 22, as is usual in this class of cultivators. The handles 23 are pivoted upon the threaded rod 21 and braced by the arms 24, secured to the beams 10 and 10^b. A clevis 25 is secured between the forward ends of the beams 10 and 10^a.

From the above it will be seen that I provide a parallel cultivator having the scrapers in front, the coverers in the rear, and the fenders intermediate the coverers adapted to run on each side of the plants and prevent them being entirely covered. By means of the adjustable beam 10^b, which can be extended rearwardly, I am enabled to transform the cotton-scraper into a double-shovel plow by simply detaching the scrapers and attaching shovel-plows. The scrapers and coverers being on one and the same beam makes a much lighter and cheaper cultivator, and an extra beam for double-shovel plows is avoided. The peculiarly-constructed foot

and bolt by means of which the scrapers are
attached enable one to adjust the scrapers
at any desired angle, and the width of the
row can be easily adjusted by means of the
5 threaded bolt. It is also clear that either the
scrapers or coverers can be used alone. Cotton
can only be scraped a short while, and
when it can be scraped no longer the scrapers
are detached and the colters 26 secured in
10 their place and used in connection with the
coverers. When the coverers or dirters can
be used no longer, they are removed and the
right-and-left hilling or twisting plows 27 se-
cured in their place, and are intended to per-
15 form all sorts of hilling or bedding on a farm.
From the above it will be seen that I pro-
vide a cultivator consisting of a few and sim-
ple parts, by means of which I am enabled to
20 cultivate cotton at the different stages of its
growth.

This cultivator can also be used to cultivate
corn.

The colters are used when the cotton is
young, and cut away weeds, &c., and, if de-
sired, may be used in place of coverers in con- 25
nection with the scrapers.

Having thus described my invention, what I
claim as new is—

The combination, with the main and sec-
ond beams, of the threaded bolt connecting 30
the same, the inwardly-curved self-adjusting
fenders, the scrapers, and coverers, substan-
tially as shown and described.

JOHN N. STANLEY.

Witnesses:

J. V. BOURLAND,
CARL J. BERRY.