

(No Model.)

J. L. THORNTON.  
SOCIETY BADGE.

No. 457,098.

Patented Aug. 4, 1891.

Fig. 1.




Fig. 5.




Fig. 2.

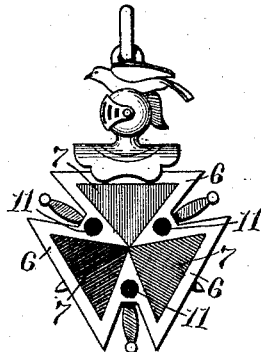
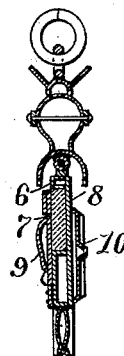


Fig. 3.



Fig. 4.



WITNESSES:

Chas. H. Luther Jr.  
Henry J. Miller

INVENTOR:

John L. Thornton  
By Joseph A. Miller, Secy.

# UNITED STATES PATENT OFFICE.

JOHN L. THORNTON, OF PROVIDENCE, RHODE ISLAND.

## SOCIETY-BADGE.

SPECIFICATION forming part of Letters Patent No. 457,098, dated August 4, 1891.

Application filed December 17, 1890. Serial No. 375,005. (No model.)

*To all whom it may concern:*

Be it known that I, JOHN L. THORNTON, of the city of Providence, in the county of Providence and State of Rhode Island, have invented a new and useful Improvement in Society-Badges; and I hereby declare that the following is a full, clear, and exact description of the same, reference being had to the accompanying drawings, forming part of this specification.

This invention has reference to the class of society-badges in which panels or fields of different colors are displayed; and it consists in the peculiar and novel construction by which panels of colored glass are secured in the badges or jewels, as will be more fully set forth hereinafter.

In society jewels or badges as heretofore constructed the colored panels or fields were produced either by enamel fused on the precious metal or by securing precious stones in the usual method for mounting the stones. In very cheap qualities the panels or fields have been painted. Where enamels or precious stones are used the badges are very costly.

The object of this invention is to produce society badges or jewels which while they have the appearance and the wearing qualities of the high-price jewels can be manufactured and sold at a much lower price; and to this end I stamp the parts forming the badges or jewels of jewelers' stock-plate, consisting of a sheet of inferior metal plated with a thin film of precious metal in such a manner that the edges of the plated sheets are invisible, and secure in the fields or panels pieces of colored glass by means of the central design.

Figure 1 is a front view of one style of my improved society-jewels. Fig. 2 is a front view of the same with the central ornament removed. Fig. 3 is a face view of the central ornament. Fig. 4 is a vertical cross-section of the jewel or badge, and Fig. 5 is a front view of another style of my improved society badge or jewel.

Similar numbers of reference indicate corresponding parts throughout.

In the drawings, the number 6 indicates the front sheet of metal forming the frame or border of the panels or fields 7. This front is formed by stamping in a suitable die. The

outer edges are drawn up at or nearly at a right angle to the face, so as to form the edges of the jewel which abut against the back plate 8, and are secured to the same by solder.

The number 9 indicates the front central ornament, consisting of a plate stamped with the ornamental designs, as shown in the drawings.

10 indicates the rear jewel. The panels or fields 7 consist of pieces of colored glass accurately ground to fit into the spaces formed by the front plate 6. These glass panels extend under the central ornament 9 and are firmly held in place by the same. The front central ornament may be secured by solder placed at the points 11 (shown in Fig. 2) before the glass panels are inserted, so that by slightly heating the central ornament 9 the same will be firmly secured; or the front plate 6 may be perforated with small holes at the points 11 and pins secured to the front central ornament, so as to enter these holes. These pins may also extend through the rear plate 8 and be secured to the same by solder, riveting, or in any other usual manner, and these pins can be covered by the rear central ornament 11. By this construction a society-badge, equal in appearance and in wear to an enameled or jeweled badge, is made of stock-plate at a much lower cost.

Having thus described my invention, I claim as new and desire to secure by Letters Patent—

1. In a badge or jewel, the combination, with the front plate 6, forming the face and the outer edges of the jewel, of the back plate 8, recessed panels 7, of colored glass, and the front central ornament 9, secured to the front plate and overlapping the glass panels, as described.

2. A society badge or jewel provided with recessed panels filled with colored glass held in place by a central ornament secured to the front of the jewel and extending over parts of the glass panels, as described.

3. A society badge or jewel formed of sheets of inferior metal plated with precious metal, having the front divided into recessed panels filled with colored glass held in place by a central ornament, as described.

JOHN L. THORNTON.

Witnesses:

J. A. MILLER, Jr.,  
HENRY J. MILLER.