

(No Model.)

P. J. SPRAGUE.  
MINIATURE SKY ROCKET.

No. 457,383.

Patented Aug. 11, 1891.

Fig 1

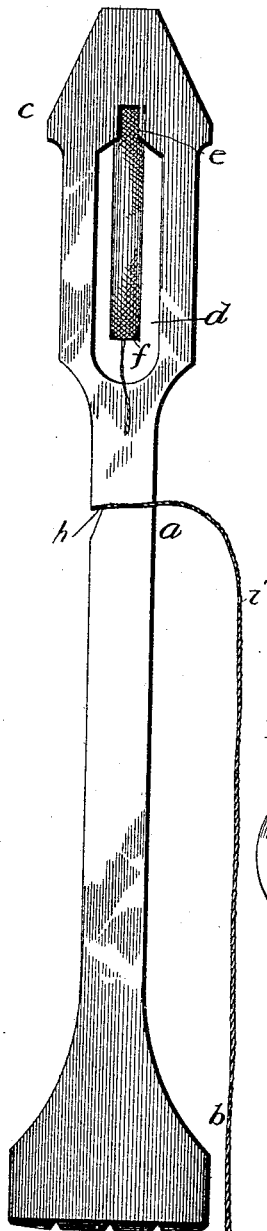


Fig 2


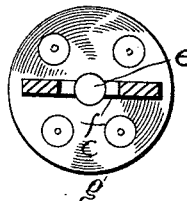


Fig 3



Witness  
C. C. Burdine  
Geo. S. Wheelock

Inventor  
Pearley J. Sprague  
per *R. H. Davis*  
his Attorney

# UNITED STATES PATENT OFFICE.

PEARLEY J. SPRAGUE, OF ADRIAN, MISSOURI.

## MINIATURE SKY-ROCKET.

SPECIFICATION forming part of Letters Patent No. 457,383, dated August 11, 1891.

Application filed December 27, 1890. Serial No. 375,972. (No model.)

*To all whom it may concern:*

Be it known that I, PEARLEY J. SPRAGUE, a citizen of the United States, residing at Adrian, in the county of Bates and State of Missouri, have invented certain new and useful Improvements in Miniature Sky-Rockets; and I do hereby declare the following to be a full, clear, and exact description of the invention, such as will enable others skilled in the art to which it appertains to make and use the same.

My invention relates to a miniature sky-rocket, its object being to provide a toy that will be simple and cheap, and will furnish considerable amusement for children without danger; and to these ends my invention consists, essentially, in the combination of a fire cracker or crackers with a dart, as will be particularly described hereinafter.

In the accompanying drawings, Figure 1 is a side view of my improved toy. Fig. 2 is a side view of a modification; and Fig. 3 is a transverse section on line *x x*, Fig. 2.

The dart is composed of a shaft *a*, a feather end *b*, and a head *c*. In Fig. 1 the dart is flat, the head being provided with an elongated longitudinal opening or slot *d* and a recess *e* at the front end of the opening to receive and firmly hold the butt-end of the fire-cracker *f*, so that its fuse end will project toward the rear. If desired, the sides of the recess *e* may be made to conform to the sides of the fire-cracker. The shaft and head may also be of various shapes in cross-section. In Figs. 2 and 3 the point *g* of the head *e* is cylindrical, and is recessed, similar to a revolver-cylinder, to receive two or more fire-crackers. The notch *h* prevents the slipping of the cord or string *i*, secured to the shaft *a*.

In use the operator takes hold of the free end of the cord *i* with one hand and may hold the dart with the same or the other hand in position for throwing it up into the air. The fuse or fuses of the fire cracker or crackers is or are now lighted and the dart thrown. The burning of the fuse or fuses during the upward flight of the dart and the explosion of the cracker or crackers in the air make a very fair imitation of a sky-rocket.

The device may be made of one or of several materials or parts, its essential feature being the combination of the dart and fire-cracker.

Having thus described my invention, the following is what I claim as new therein and desire to secure by Letters Patent:

1. The combination of a dart provided with a longitudinal opening or slot and a recess at the front end of the opening or slot, and a fire-cracker the butt-end of which is inserted in the recess so that its fuse end will project rearwardly, substantially as set forth.

2. The combination of a dart having a longitudinally-slotted head and a recess at the front end of the slot or opening, and a fire-cracker the butt-end of which is inserted in the recess so that its fuse end will project rearwardly, substantially as set forth.

3. The combination of a dart having a cylindrical front end provided with recesses, and fire-crackers received by said recesses, substantially as set forth.

In testimony whereof I affix my signature in presence of two witnesses.

PEARLEY J. SPRAGUE.

Witnesses:

F. V. HAMILTON,  
E. T. KIRKPATRICK.