

(No Model.)

G. K. CHAPMAN.  
STOVE.

No. 457,433.

Patented Aug. 11, 1891.

Fig. 1.




Fig. 2.

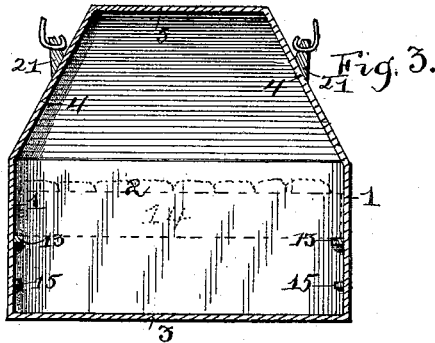
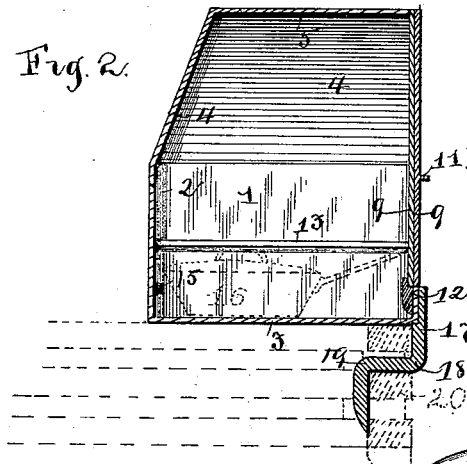
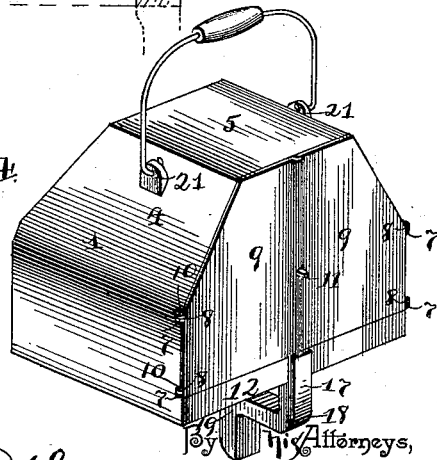


Fig. 4.



Witnesses:

*W. S. Ditz*  
*W. J. Duval*

Inventor

*George K. Chapman*  
*C. A. Snow & Co.*

# UNITED STATES PATENT OFFICE.

GEORGE KING CHAPMAN, OF RUSSELLVILLE, KENTUCKY.

## STOVE.

SPECIFICATION forming part of Letters Patent No. 457,433, dated August 11, 1891.

Application filed March 13, 1891. Serial No. 384,896. (No model.)

*To all whom it may concern:*

Be it known that I, GEORGE KING CHAPMAN, a citizen of the United States, residing at Russellville, in the county of Logan and State of Kentucky, have invented a new and useful Stove, of which the following is a specification.

This invention relates to a cooking attachment for grates; and the objects in view are to provide a device to be connected with the ordinary wood or coal grates, and while not in the least impeding the draft of the same by reason of its peculiar shape, yet to be capable of receiving and baking pans of biscuits or cakes, frying, or stewing, as may be desired.

Other objects and advantages of the invention will hereinafter appear, and the novel features thereof will be particularly pointed out in the claim.

Referring to the drawings, Figure 1 is a perspective of a cooker constructed in accordance with my invention, the same being mounted in position upon a grate. Fig. 2 is a vertical longitudinal section. Fig. 3 is a transverse view. Fig. 4 is a perspective view of the attachment removed from the grate.

Like numerals of reference indicate like parts in all the figures of the drawings.

In practicing my invention I construct the heater or stove of cast metal, and the opposite side, back, roof, and bottom of the same all in a single piece.

The cooker consists of opposite sides 1, a rear wall 2, a bottom 3, opposite side and rear inclined roofs 4, and a superimposed flat roof-section 5, said inclined roof sections or sides conforming to the usual contractions of the chimney 6 of a fire-place, and inasmuch as the hereinafter-described stove is supported below said contracted portion the currents of air may pass freely into the chimney and are not in any way impeded by the cooker projecting into their paths. Hinge-sections 7 are formed upon the front edges of the sides 1, and similar sections 8 are formed upon the outer edges of a pair of swinging doors 9, said hinge-sections being connected by the pintles 10. A latch 11 serves to lock the doors in a closed position. The doors termi-

nate short of the bottom 3, and the remaining space is filled by a transverse strip or sill 12. The interior of the cooker is provided at the opposite side walls 1 with longitudinal guides 13 for the reception of a biscuit or other baking pan 14. Flush with the upper edge of the strip 12 lugs 15 are located in the rear corners of the cooker, so that a second lower pan may be employed, if desired, or a skillet 16 may be seated upon the floor of the cooker and meat or other edibles prepared therein. It will be observed that the biscuit, being supported above the bottom, are prevented from becoming burned by excessive heat and the tops of the biscuits are exposed to the action of the heat to the same extent as are the bottoms, so that a uniform brownness may be secured. To the front lower central edge of the cooker there is secured a bayonet-shaped lug or arm 17, having the front and rear elbows 18 and 19, respectively. In practice the lug or arm 17 has its lower end introduced into the space between the upper and second bars of the grate, after which the cooker is swung to a vertical position, so that its bottom extends over the fire, and in this position it is held while the process of cooking is carried on. Lugs 21 may be employed for the purpose of connecting the ends of the bail or handle thereto.

Having described my invention, what I claim is—

The herein-described cooking attachment for grates, consisting of a box formed in a single piece of cast metal and consisting of opposite and rear vertical walls, a bottom, opposite side and rear inclined roof-sections conforming to the contracted portion of the chimney, and a superimposed top, said box being provided at its lower front end with a depending bayonet-shaped lug or arm for engaging between the two upper bars of said grate, substantially as specified.

In testimony that I claim the foregoing as my own I have hereto affixed my signature in presence of two witnesses.

GEORGE KING CHAPMAN.

Witnesses:

JOS. G. COVINGTON,  
W. T. COX.