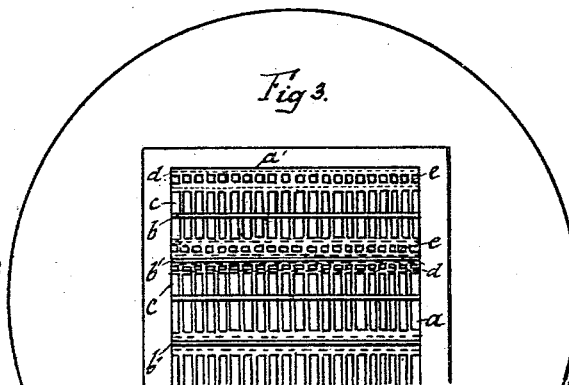
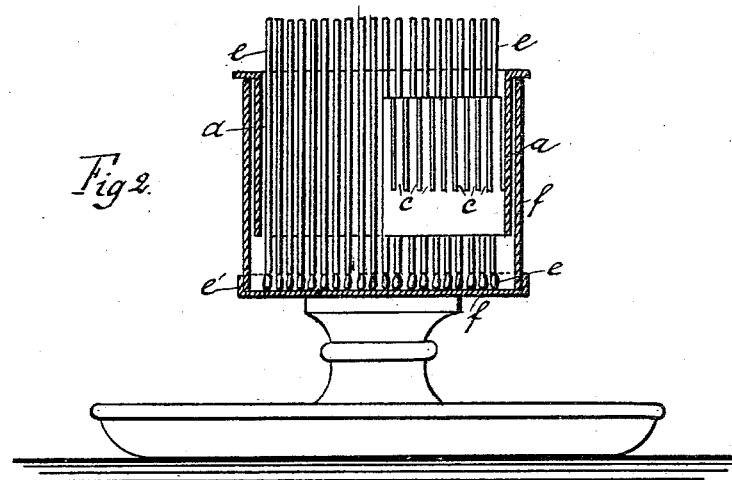
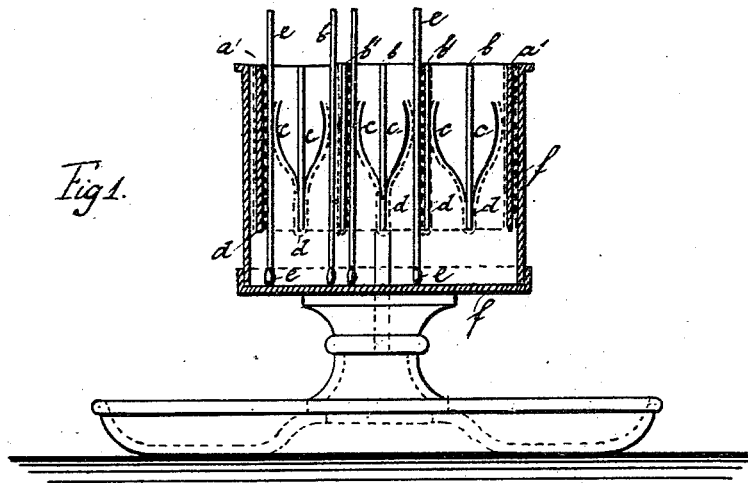


(No Model.)

E. JUNGINGER.  
MATCH BOX.

No. 457,560.

Patented Aug. 11, 1891.



WITNESSES

*Martin Petry.*  
*Reinherr*

INVENTOR:

*Eberhard Junginger*  
*by [Signature]*  
ATTORNEYS.

# UNITED STATES PATENT OFFICE.

EBERHARD JUNGINGER, OF STUTTGART, WÜRTEMBERG, GERMANY.

## MATCH-BOX.

SPECIFICATION forming part of Letters Patent No. 457,560, dated August 11, 1891.

Application filed September 25, 1890. Serial No. 366,104. (No model.)

*To all whom it may concern:*

Be it known that I, EBERHARD JUNGINGER, a subject of the Emperor of Germany, residing at Stuttgart, Würtemberg, Germany, have  
5 invented certain new and useful Improvements in Match-Boxes, of which the following is a specification.

This invention relates to improvements in match-boxes of that construction in which the  
10 matches are automatically ignited by being withdrawn from the box.

In the accompanying drawings, Figure 1 is a vertical transverse sectional view of my improved match-box. Fig. 2 is a vertical  
15 longitudinal sectional view of the same; and Fig. 3 is a plan view of the same, parts being broken out.

Similar letters of reference indicate corresponding parts.

20 The casing *a* is provided with a series of partitions *b b'*. To the lower parts of the partitions *b* the lower ends of spring-strips *c* are fastened, the upper ends of which bear against the sides of the partitions *b'*. The  
25 partitions *b'* and the outer side walls *a'*, as well as the springs, are provided with a covering of paper, which is saturated with any suitable substance so as to form a friction or  
30 igniting surface. Said coverings are held in place by the spring *c*. The matches are inserted from the bottom, between the igniting-surfaces *d*, to such an extent that their upper  
35 ends—that is, the ends opposite to the ones provided with the heads—project from the top of the casing so that they can be grasped conveniently and pulled upward. The heads *e'* are below the friction or igniting surfaces

*d*. The casing *a*, filled with matches, is placed in a suitable box *f*, and secured in the same  
in some suitable manner. By pulling the  
40 matches upward, the igniting or friction surface causes the igniting of the head. Each match is held independent of the others by a spring *c*, so that by withdrawing one  
45 match the others are not displaced or ignited. The friction-surfaces *d* are provided on both sides of the coverings, so that when one face is worn out the paper can be reversed and the other face used.

Having thus described my invention, I  
50 claim as new and desire to secure by Letters Patent—

In a match-box, the combination, with a casing having a series of partitions extending from about the top to within a short distance  
55 of the bottom of the same, of a series of spring-strips secured to the lower ends of some of the partitions and projecting upward, the free ends of said springs resting against the other partitions, prepared paper covering the  
60 springs and partitions, a suitable holder for the casing, there being as many springs in the casing as the same is adapted to hold matches, so that each match will be held by a separate  
65 and individual spring, substantially as set forth.

In testimony that I claim the foregoing as my invention I have signed my name in presence of two subscribing witnesses.

EBERHARD JUNGINGER.

Witnesses:

CARL FISCHER,  
W. BLOPFEROZ.