

(No Model.)

M. M. GREEN.
HARNESS SADDLE.

No. 457,613.

Patented Aug. 11, 1891.

Fig. 1.

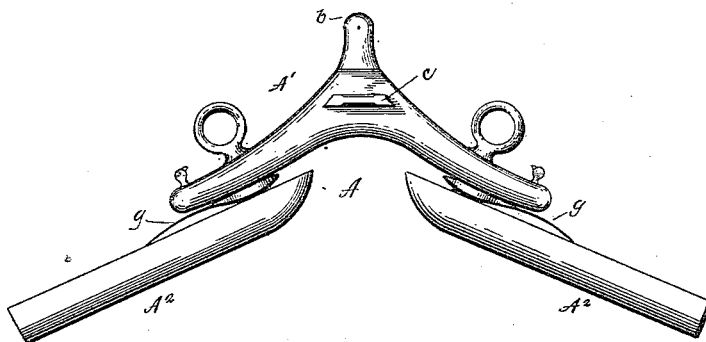


Fig. 2.

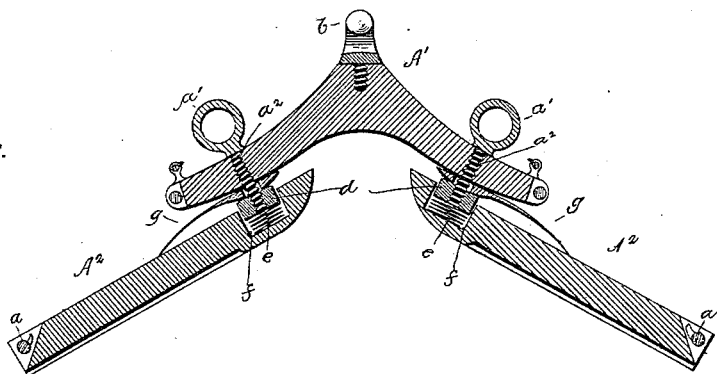
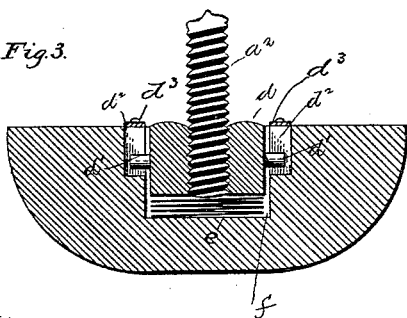
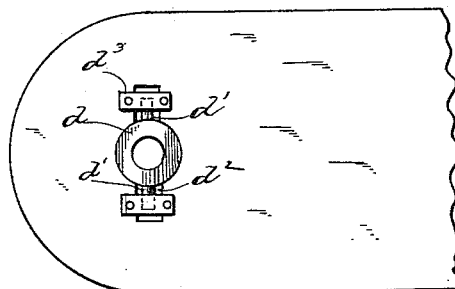


Fig. 3.



Witnesses:
Jonas B. Lilly
W. A. Redmond

Fig. 4.



Inventor,
Marion M. Green
By *W. A. Redmond*
his atty.

UNITED STATES PATENT OFFICE.

MARION MONROE GREEN, OF LYNCHBURG, TENNESSEE.

HARNESS-SADDLE.

SPECIFICATION forming part of Letters Patent No. 457,613, dated August 11, 1891.

Application filed January 10, 1891. Serial No. 377,347. (No model.)

To all whom it may concern:

Be it known that I, MARION MONROE GREEN, a citizen of the United States, residing at Lynchburg, in the county of Moore and State of Tennessee, have invented certain new and useful Improvements in Harness-Saddles; and I do hereby declare the following to be a full, clear, and exact description of the invention, such as will enable others skilled in the art to which it appertains to make and use the same.

My invention relates to certain improvements in harness-saddles, having for its object, among other things, principally to prevent the saddle from rubbing and irritating the back of the horse or animal, the section or part carrying the driving rein or line rings or terrets and the checkrein-hook being permitted to accommodate itself to the drawing action of the lines or reins without affecting the position of the section or part of the saddle-tree directly in contact with the animal's back, and, as a further object, to render the terret and checkrein-carrying section or part of the saddle reversible; and to these ends the invention consists in the novel construction and combination of parts, as hereinafter disclosed in the description proper, drawings, and claims.

In the accompanying drawings, Figure 1 is an end elevation of my improved saddle. Fig. 2 is a sectional elevation of the same. Fig. 3 is an enlarged detailed sectional view, partly in side view thereof; and Fig. 4 is a plan view of the pad.

In the embodiment of my invention I construct the saddle A in three sections or parts A' A² A³, the pad-sections A² A³ having the end loops and pivoted tongues a for the connection therewith of the girth-strap and connected together by the central or bridge section A', carrying the driving rein or line rings or terrets a' and the checkrein or water hook b, and also having at its front and rear sides loops c. The connection between the bridge or central section A' and the pad-sections A² is effected by means of the screw-threaded shanks a² of the rings or terrets a' passing through said bridge-section and engaging blocks or nuts d, seated or cushioned

upon springs e, set into sockets or cavities f in the said pad-sections, said blocks or nuts having pivoting-studs d' engaging recesses or grooves d² in the side walls of said sockets and suitably held therein against displacement—as, for instance, by plates d³, as best shown in Fig. 3. From this arrangement it will be seen that the bridge-section can rock back and forth or have independent movement of the pads directly in contact with the horse's back, and thus yield or accommodate itself to the drawing action of the check and driving reins or lines without affecting the position of the pad-sections, thus preventing the latter from rubbing and irritating the back of the animal.

Held by the screw-threaded shanks of the terrets or rings a' between the pad-sections A² and the upper surfaces of the blocks or nuts d are stiff plate-springs g, bearing at their outer ends upon the pad-sections to prevent lateral or endwise displacement of the bridge-section and yet permit of the forward and backward rocking motion of the latter.

Having thus fully described my invention, what I claim, and desire to secure by Letters Patent, is—

1. A harness-saddle comprising the check-hook section and the pads attached thereto by the screw-shanks of the terrets, said terret-shanks being spring-seated in the pads and held therein by pintled nuts, substantially as described.

2. A harness-saddle comprising the check-hook section and the pads attached thereto by the screw-shanks of the terrets entering nuts spring-seated in said pads, said nuts having pintles or lugs working in grooves in the pads and held against displacement by plates, substantially as described.

3. In a saddle, the combination, with the pad-sections having the pivoted blocks or nuts cushioned upon springs let into sockets in said pad-sections, of the bridge-section having its terrets or rings provided with screw-threaded shanks engaging said pivoted blocks or nuts, substantially as specified.

4. In a saddle, the combination, with the pad-sections having their terrets or rings provided with screw-threaded shanks adapted to

engage pivoted blocks or nuts let into sockets
in said pad-sections and cushioned upon
springs, of the stiff plate-springs held by
said shanks between said pad-sections and
5 blocks or nuts and bearing at their outer
ends upon said pad-sections, substantially as
set forth.

In testimony whereof I affix my signature in
presence of two witnesses.

MARION MONROE GREEN.

Witnesses:

J. T. BICKLEY,
B. F. WOMACK.