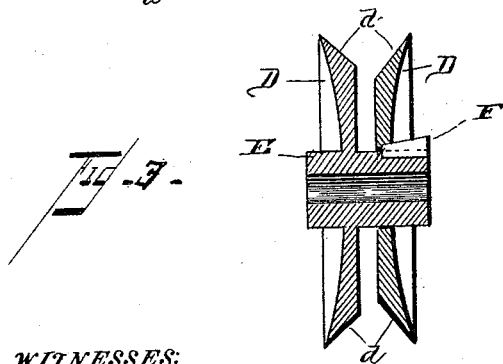
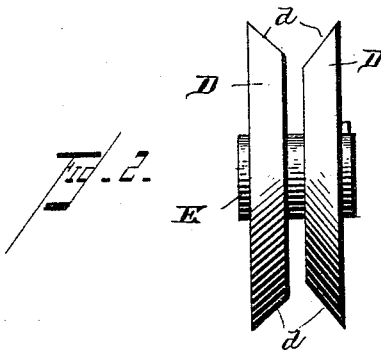
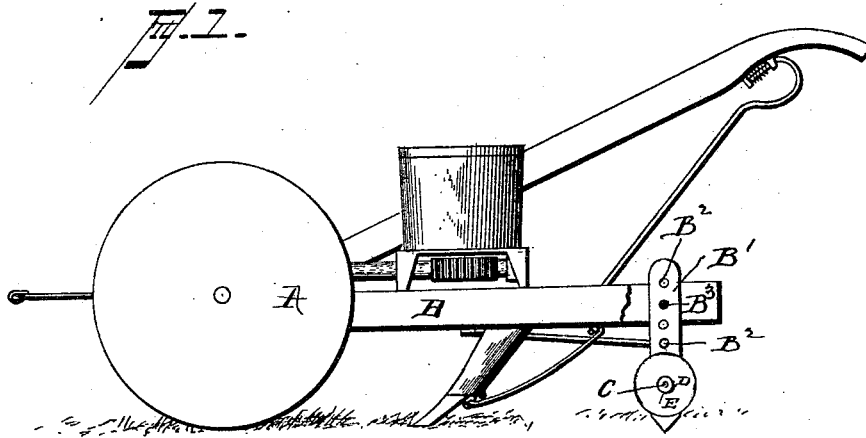


(No Model.)

J. B. WILSON.
COVERER FOR PLANTERS.

No. 457,945

Patented Aug. 18, 1891.



WITNESSES:
F. L. Curran
A. L. Morsell

INVENTOR:
John B. Wilson
By Lewis C. C. Co.,
Attorneys

UNITED STATES PATENT OFFICE.

JOHN B. WILSON, OF WAPELLA, ILLINOIS.

COVERER FOR PLANTERS.

SPECIFICATION forming part of Letters Patent No. 457,945, dated August 18, 1891.

Application filed December 11, 1890. Serial No. 374,337. (No model.)

To all whom it may concern:

Be it known that I, JOHN B. WILSON, a citizen of the United States, and a resident of Wapella, in the county of De Witt and State of Illinois, have invented certain new and useful Improvements in Covering-Wheels for Corn-Planters; and I do hereby declare that the following is a full, clear, and exact description of the invention, which will enable others skilled in the art to which it appertains to make and use the same, reference being had to the accompanying drawings, which form a part of this specification.

My invention relates to corn-coverers of that class which employ a roller which follows the row of dropped corn, so as to compact the earth and cover the seed.

The invention consists in the novel construction and combination of parts herein-
after described and claimed.

In the accompanying drawings, Figure 1 is a side elevation of a corn-planter, showing my improvement applied thereto. Fig. 2 is an edge elevation in detail of the coverer. Fig. 3 is a cross-sectional view of the same.

Like letters of reference refer to like parts throughout the several views.

Referring to the drawings, the letter A indicates a corn-planter of any improved construction, and B the beam thereof, which is provided with a downwardly-extending standard B', having a series of holes B², through which passes a pin or rod B³, said standard being provided with a laterally-extending axle C, which receives my improved covering-wheel. It will thus be seen that the standard is vertically adjustable.

It will of course be understood that my invention is equally applicable to double planters, and in case it is applied to such machines, axle C may extend transversely across the frame of the planter, and upon its opposite ends the rollers may be mounted directly in line with the runners which open the furrows, and located in advance of said rollers.

The covering wheel or roller consists, preferably, of two disks D, which are so arranged upon a hub E as to leave an intervening space between their opposing inner faces. The inner face of one of said disks may be

of less diameter than the other for the purpose of preventing the earth from being compacted too tightly at the center of the row, which would be the case if they were of the same diameter. It will also be noticed by reference to the drawings that the rims or peripheries of the disks or rollers are inclined or beveled outwardly, as indicated at *d d*, thus forming a flaring outer portion.

In Fig. 3 of the drawings I have illustrated the two disks constituting the roller, one of which is formed integral with a sleeve or hub E, mounted on said shaft, while the other is separate and adjustable thereon by means of a wedge F for the purpose of regulating the distance between said disks.

From the above description the construction and advantages of my invention will be readily understood without requiring extended explanation. It will be seen that by providing the beveled peripheries of the contiguous disks the soil is pressed to the sides and not directly over the corn. This, as previously stated, provides for a more even growth of the seed.

While I have described my invention as particularly applicable to "corn-planters," it is of course obvious that the same may be used with equal advantage upon any other class of planters.

Having thus described my invention, what I claim, and desire to secure by Letters Patent of the United States, is—

The combination, with a corn-planter, of vertically-adjustable hangers or standards depending from the beam thereof, said standards provided with an axle or shaft on which is mounted a sleeve or hub having a beveled disk cast or formed integral therewith, a beveled disk adjustable thereon for the purpose of regulating the distance therebetween, and a wedge for holding said adjustable disk, substantially as described.

In testimony that I claim the foregoing as my own I have hereunto affixed my signature in presence of two witnesses.

JOHN B. WILSON.

Witnesses:

JAS. WHERRY,
RUFUS WILSON.