

(No Model.)

O. A. LEHMAN.
CLOSURE OR COVER FOR POCKETBOOKS.

No. 489,710.

Patented Jan. 10, 1893.

Fig. 1.

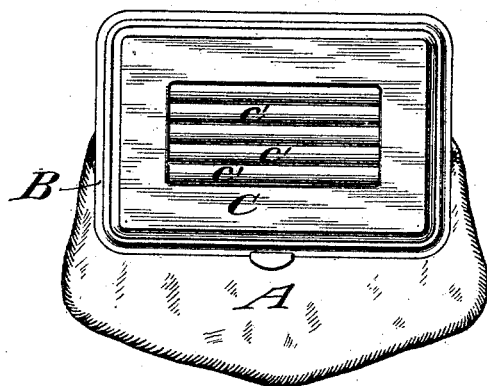


Fig. 3.

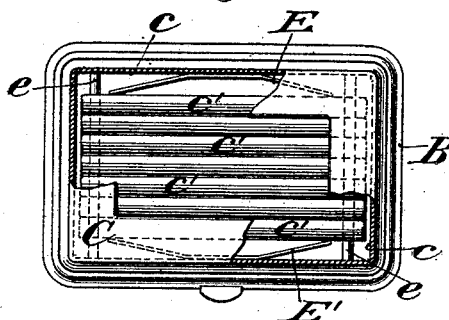


Fig. 2.

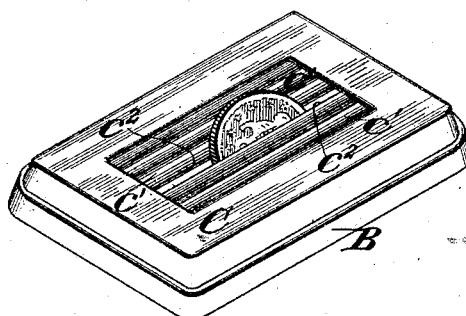


Fig. 4.

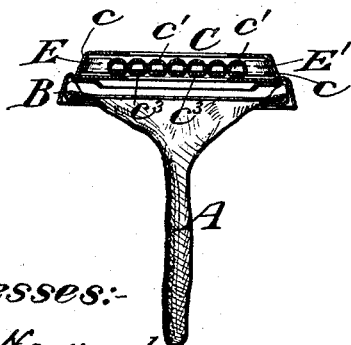
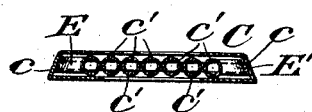


Fig. 5.



Witnesses:-

R. H. Hayward
J. B. Decker

Inventor:-

Otto A. Lehman
by attorneys
Brown & Devand

UNITED STATES PATENT OFFICE.

OTTO A. LEHMAN, OF HOBOKEN, NEW JERSEY.

CLOSURE OR COVER FOR POCKET-BOOKS.

SPECIFICATION forming part of Letters Patent No. 489,710, dated January 10, 1893.

Application filed October 1, 1892. Serial No. 447,477. (No model.)

To all whom it may concern:

Be it known that I, OTTO A. LEHMAN, of Hoboken, in the county of Hudson and State of New Jersey, have invented a new and useful
5 Improvement in Covers or Closures for Pocket-Books, Bags, and Satchels, of which the following is a specification.

My invention relates to an improvement in covers or closures for pocketbooks, bags and
10 satchels in which provision is made for crowding a coin or other comparatively slender article between the yielding sections of the cover or closure which automatically, after the insertion of the article, closes and remains normally in closed adjustment.
15

A practical embodiment of my invention is represented in the accompanying drawings in which,

Figure 1 denotes a pocketbook as it appears
20 from the exterior, Fig. 2 is a view of its cover in perspective, showing a coin partially inserted between two yielding sections, Fig. 3 is a top plan view of the cover, showing the same partially broken away to disclose the
25 actuating springs and guides for the yielding sections, Fig. 4 is a transverse section through the cover and yielding sections, and Fig. 5 is a cross section, showing a modified shape of yielding bars or sections.

In the form which I have chosen to illustrate
30 my invention, the top of the flexible bag or purse A is secured to a frame B of oblong rectangular form and the cover C is hinged, as at D, to one side of the frame and provided with
35 a catch to engage a spring actuated latch b set in the edge of the frame, as is common.

The cover C consists of a rigid frame c forming the sides and ends and one or more movable central sections c' mounted in the rigid
40 frame c so as to be capable of being pushed to one side to form the opening for the insertion of a coin or other slender article through the cover into the purse without uncatching the cover. In the present instance, I have
45 shown a group of several narrow bars c' extending from end to end of the cover and loosely mounted at their ends in the hollow ends of the cover so as to be freely moved in a direction transverse to their length. I have
50 also provided the sides of the cover with hollow faces adapted to receive the bars c' as they are moved laterally and I have shown the

sides of such a depth as to be sufficient to house two of said bars c' when they are slid laterally therein. This, however, is a matter
55 of choice as the sides might be made shallower or deeper at pleasure without departing from the spirit of my invention. The bars c' are pressed toward one another and toward the center of the cover by means of springs, shown
60 in the present instance as bar springs E, E' inserted in the hollow sides of the cover, as clearly indicated in Fig. 2.

The housing of the ends of the bars c' in the ends of the cover will be sufficient to hold
65 them in position but, for the purpose of rendering their movements regular and preventing them from rotating, I have inserted small guide rods e through perforations in the ends of the bars and have located said guide rods
70 within the hollow ends of the cover.

When the cover is closed and it is desired to insert a coin or other article through the cover into the purse or bag without releasing the cover, they may be readily slipped through
75 between the bars c' the latter, because of their inclined faces c², readily yielding under the inward pressure of the coin or other article to be inserted. As soon as the article has been
80 inserted, the bars will promptly return under the pressure of their springs into contact with one another and thereby form a complete closure.

The bars c' may be made flat on their under sides, as shown at c³, Fig. 4, to prevent
85 the crowding of the bars apart from the interior of the purse, or they may be made cylindrical, as shown in Fig. 5.

Aside from its utility as a means of readily
90 storing change or other small articles without opening the purse and the consequent liability of its contents becoming unintentionally lost, the yielding bar sections present an attractive appearance.

What I claim is:

1. The cover or closure for a purse, bag or
95 satchel having a plurality of laterally movable tubular bars mounted therein and springs tending to hold the bars together to form a closure and at the same time permitting the
100 separation of the bars to form an opening, substantially as set forth.

2. A cover or closure for a purse, bag or satchel consisting of a rigid frame section

provided along its opposite sides with hous-
ings for the reception of movable bar sections,
movable bar sections mounted in the rigid
frame section in position to be crowded into
5 the housings upon the opposite sides of the
rigid section and springs tending to hold the
movable sections in engagement with one an-
other to form the closure and at the same time
permitting them to separate to form an open-
10 ing, substantially as set forth.

3. The purse, bag or satchel cover consist-
ing of a rigid frame section, movable sections
mounted in the rigid frame section and pro-
vided with oblique faces on their upper sides
15 and flattened faces on their lower sides and

springs tending to hold the movable sections
in engagement with one another to form the
closure and at the same time permitting them
to separate to form an opening, substantially
as set forth.

4. The purse, bag or satchel cover consist-
ing of a rigid frame section, oblique faced
movable sections mounted therein, guides for
said movable sections and springs for actuat-
ing the sections, substantially as set forth.

OTTO A. LEHMAN.

Witnesses:

FREDK. HAYNES,
GEORGE BARRY.