

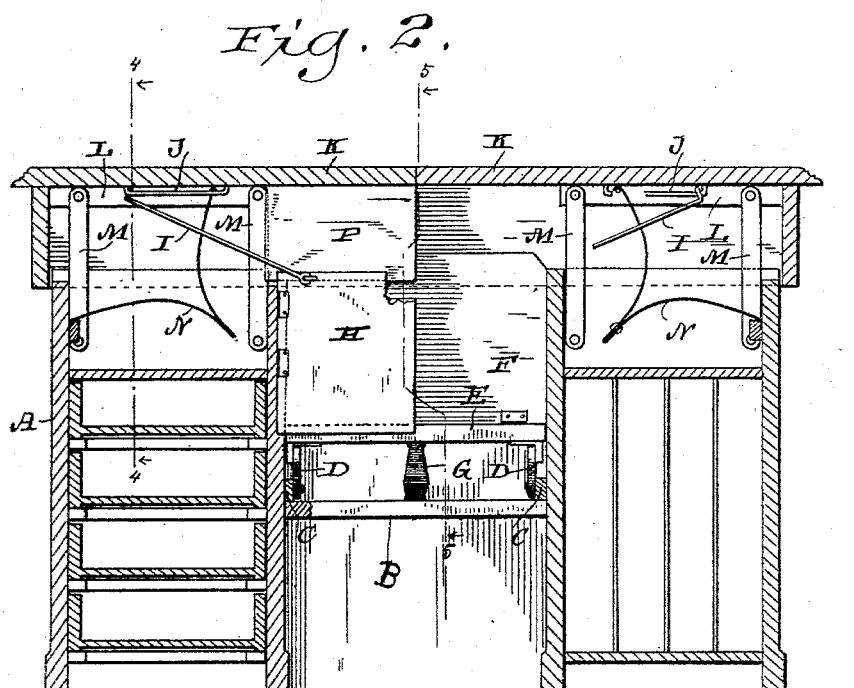
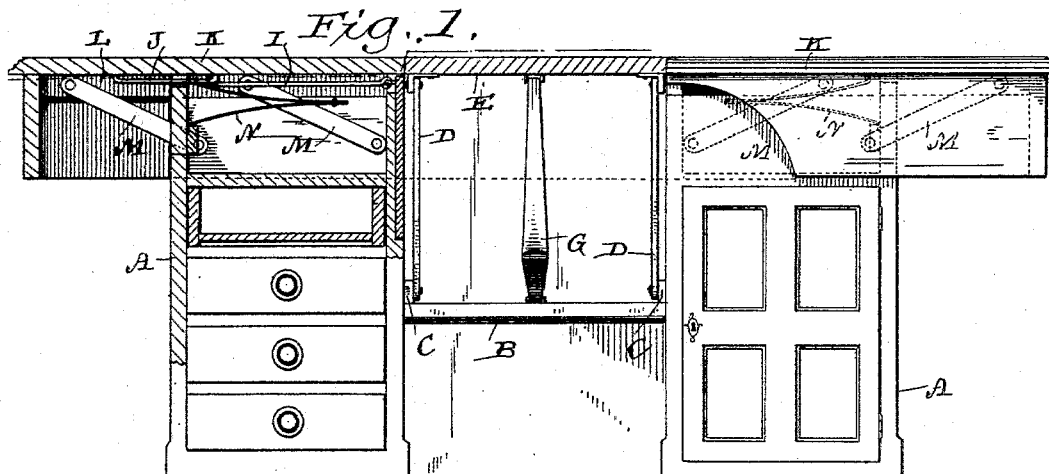
(No Model.)

3 Sheets—Sheet 1.

R. B. SIGAFOOS.  
TYPE WRITER CABINET.

No. 490,127.

Patented Jan. 17, 1893.



Witnesses:  
Geo W. Young,  
N. E. Oliphant

Inventor  
Russel B. Sigafos.  
By H. G. Underwood  
Attorney

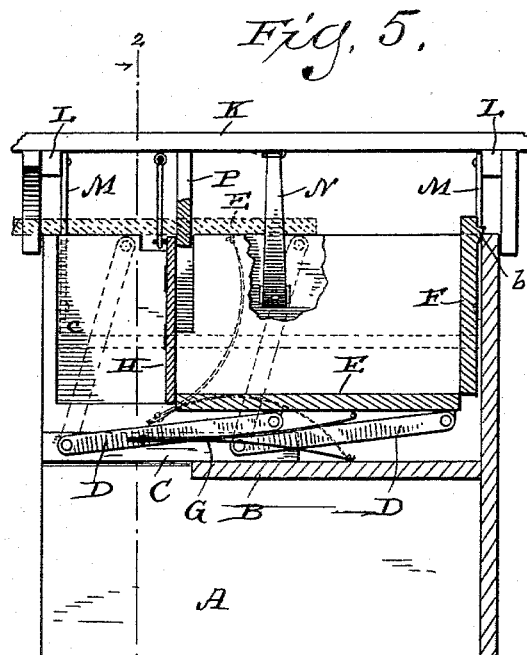
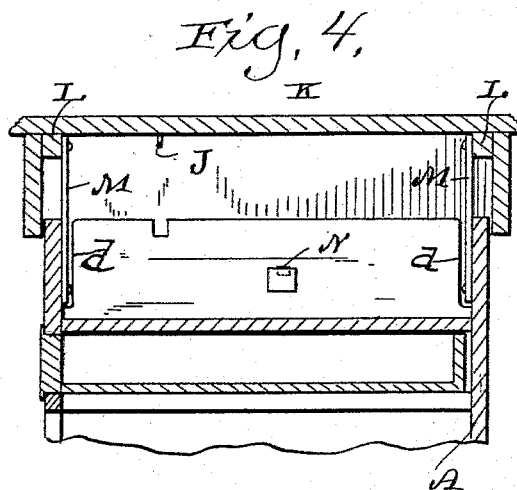
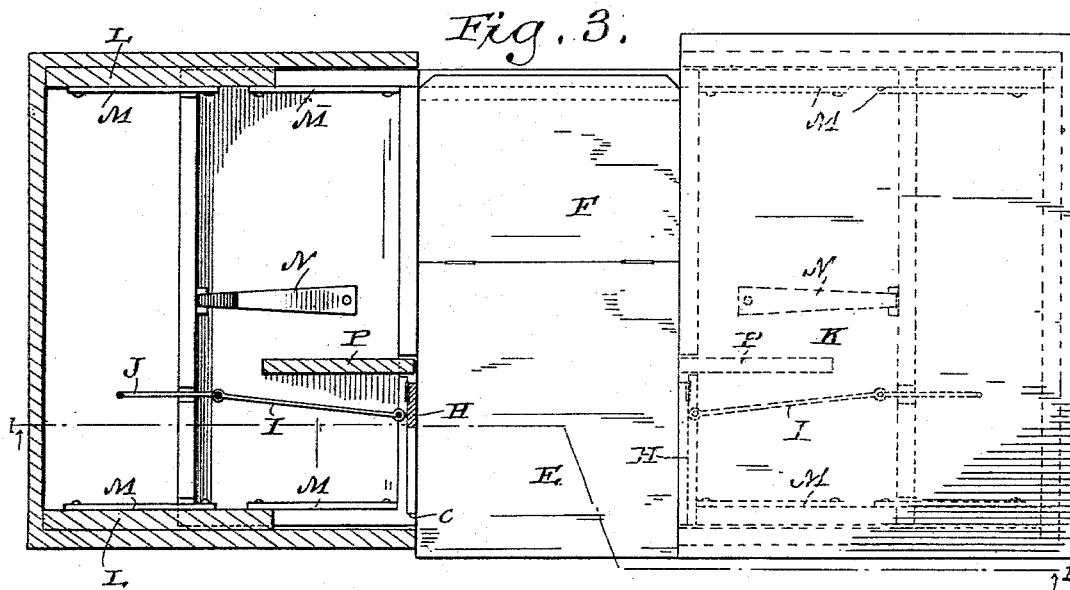
(No Model.)

3 Sheets—Sheet 2.

R. B. SIGAFOOS.  
TYPE WRITER CABINET.

No. 490,127.

Patented Jan. 17, 1893.



Witnesses  
Geo W. Lounny.  
H. E. Oliphant

Inventor  
Russell B. Sigafos  
By H. G. Underwood  
Attorney

(No Model.)

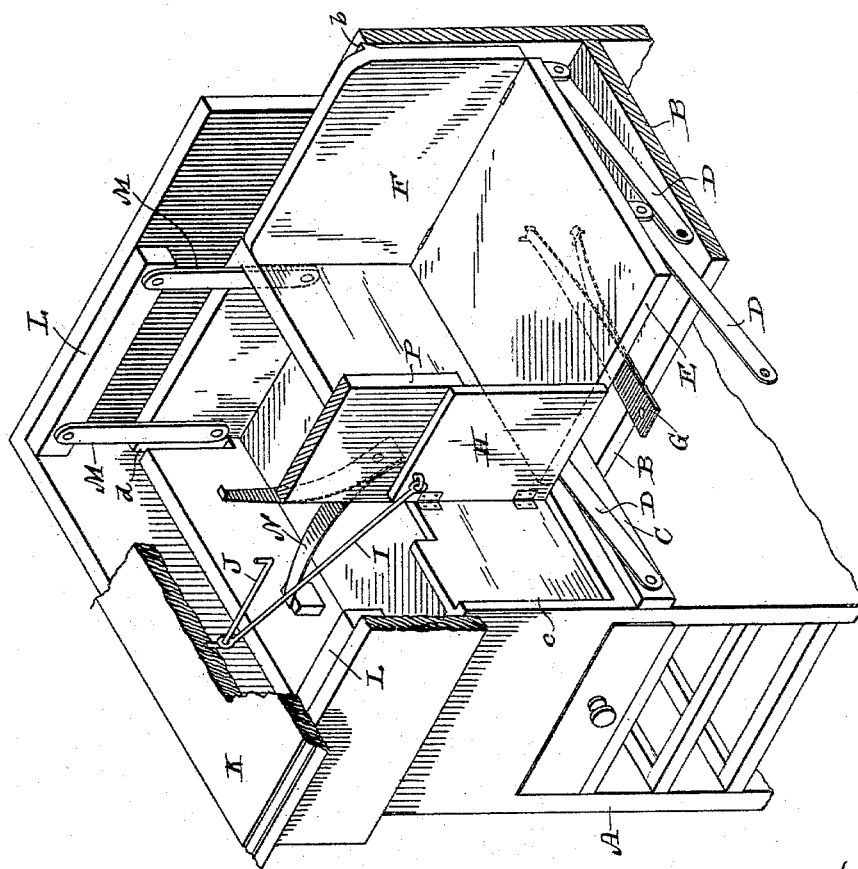
3 Sheets—Sheet 3.

R. B. SIGAFOOS.  
TYPE WRITER CABINET.

No. 490,127.

Patented Jan. 17, 1893.

*Fig. 6.*



Witnesses  
Geo. W. Young.  
N. E. Cliphant

Inventor  
Rusel B. Sigafos.  
By H. G. Underwood,  
Attorney

# UNITED STATES PATENT OFFICE

RUSSEL B. SIGAFOOS, OF RACINE, WISCONSIN.

## TYPE-WRITER CABINET.

SPECIFICATION forming part of Letters Patent No. 490,127, dated January 17, 1893.

Application filed April 14, 1892. Serial No. 429,100. (No model.)

*To all whom it may concern:*

Be it known that I, RUSSEL B. SIGAFOOS, a citizen of the United States, and a resident of Racine, in the county of Racine, and in the State of Wisconsin, have invented certain new and useful Improvements in Office Furniture; and I do hereby declare that the following is a full, clear, and exact description thereof.

Heretofore, so far as I am aware, in furniture similar to mine, the movable support for a type-writer pitches from a horizontal to an inclination of greater or less degree, in order to permit of the machine being dropped below a certain level when out of use, and in such furniture it is customary to have the desk-top proper extend several inches above the greatest elevation of the type-writer support, a construction that has been found objectionable because of the elevated portion of said furniture being in the way of the operator of said machine.

My invention has for its object to overcome the objectionable features of the ordinary combined desk and type-writer cabinet, by providing such a piece of furniture in which certain movable parts may be readily manipulated to bring the writing machine in position for use on a level with the desk-top proper, as well as to maintain said writing machine in a horizontal position at all times, whereby I avoid the necessity of clamping or otherwise securing the same to its adjustable support.

To this end the said invention consists in certain peculiarities of construction and combination of parts to be hereinafter described with reference to the accompanying drawings and subsequently claimed.

In the drawings: Figure 1 represents a front elevation, partly in section, as viewed on line 1—1 of Fig. 3, and illustrates a combined desk and type-writer cabinet constructed according to my invention, certain movable parts of the same having been adjusted to bring them into the position they assume when a writing-machine (not shown) is in use, Fig. 2, a vertical longitudinal section on line 2—2 of Fig. 5, illustrating said movable parts

in the adjustment necessary to drop the writing-machine and inclose the same within its cabinet, Fig. 3, a plan view, partly in section, illustrating the aforesaid movable parts in the same adjustment shown in Fig. 1, Figs. 4 and 5, transverse sections respectively taken on lines 4—4 and 5—5 of Fig. 2, and Fig. 6, a perspective view illustrating the novel features of my invention in their relative arrangement.

Referring by letter to the drawings, A represents a desk-frame of the ordinary construction, so far as provision is made for a chest of drawers, and a book or file closet at opposite sides of the same. Intermediate of the chest and closet, just described, I arrange a brace B at a suitable elevation and distance from the front of said desk-frame. Just above the brace B the inner sides of said chest and closet are provided with cleats C at right-angles to said brace, and connected to these cleats, by means of link-bars D, is a base or support E for a type-writer, a drop-leaf F being preferably hinged to the inner edge of said support and provided with a rib *b* on its outer or under side. I also prefer to employ a two-leaf spring G as a means of connection between the brace B and support E, this being virtually a means for counterbalancing the weight of a type-writer on said support.

Adjacent to the front of the desk, the inner sides of the above mentioned chest and closet are provided with recesses *c*, and hinged to these inner sides of said chest and closet are doors H that close against the type-writer support E when the latter is at its lowest elevation, but when the doors are opened they swing into said recesses out of the way as shown in Figs. 1 and 3.

Each of the doors H has one end of a rod I connected thereto, and the other end of this rod has loose play on a keeper J depending from the underside of a section K of the desk-top proper, the inner sides of the aforesaid chest and closet being cut away at their upper edges to give clearance for said rods.

The desk-top sections K are provided with front and rear cleats L connected by link-bars

M with the adjacent sides of the chest and closet above specified, these link-bars being preferably in pairs and the end-panels of the desk-frame notched, as shown at *d*, to give clearance for the outermost link-bar in each pair. A spring N similar to the one G, above described, connects each top-section K with the relative end-panel of the desk-frame, to serve as a counter-balance, and a cleat P of sufficient width depends from said top-section to come in the path of the relative one of the doors H when the latter swings to its closed position. The top-sections K, inner sides of the chest and closet, the rear wall of the desk, the depending cleats P and the doors H, in connection with the support E, form the cabinet for a type-writer, and this cabinet is automatically opened or closed by a lateral adjustment of said top-sections.

Assuming that the several movable parts above described are in the position best shown in Figs. 2 and 6, a type-writer on the support E, would be inclosed within its cabinet out of the way, and the desk-top sections K brought together at an elevation such as is standard for office desks. To bring the type-writer into position for use, the desk-top sections K are moved in an outward direction and (by reason of their swinging link-bar supports M) dropped a certain number of inches to rest on the desk-frame. At the same time the doors H of the cabinet are automatically opened by the action of the keepers J on the rods I that connect them with the desk-top sections. The support E, is now lifted up until its link-bars D are vertical, at which time said support is flush with the lowered desk-top sections K, as shown in Figs. 1 and 3, and at the proper elevation to facilitate the use of a type-writer, the hinged leaf F of the aforesaid support being swung down to bring its rib *b* inside of and against the rear wall of the desk-frame. In this raised position of the support E the spring G prevents it from coming too far forward and the rib *b* on its hinged leaf serves as a stop to prevent an accidental return of said support to its previous position.

It will be readily seen that the support E is always horizontal and consequently there is no necessity for clamps or other devices to retain a type-writer thereon, and it will also be observed that the desk-top sections K may be moved out or in without disturbing papers or other articles thereon.

Having now fully described my invention what I claim as new and desire to secure by Letters-Patent is:

1. A combined desk and type-writer cabinet having a top that normally covers the cabinet, but which is capable of being swung away from the same and simultaneously lowered, a type-writer support within the cabinet, and suitable means adjustably connecting the desk and type-writer support, whereby this support has its greatest elevation on

a level with said top when the latter is brought to its lowest position, substantially as set forth.

2. A combined desk and type-writer cabinet having a top that normally covers the cabinet, but which is capable of being swung away from the same and simultaneously lowered, a type-writer support having a combined vertical and horizontal adjustment in the cabinet, but limited as to rise beyond the level of said top when the latter is brought to its lowest position, substantially as set forth.

3. A cabinet, a type-writer support having a combined vertical and horizontal adjustment in the cabinet but limited as to rise beyond the upper level of said cabinet, a spring connecting the type-writer support and bottom of the cabinet, a drop-leaf hinged to the inner edge of said support, and a projection arranged on the drop-leaf to come against the inner side of the rear wall of the cabinet when said leaf is lowered to cover the space incident to the horizontal adjustment of the aforesaid support, whereby the latter is held in its adjusted position against the retractive power of said spring, substantially as set forth.

4. A desk having a top that is capable of being swung in a lateral direction and simultaneously lowered, in combination with a type-writer support concealed by the desk-top when the latter is at its highest position, and suitable means adjustably connecting the desk and type-writer support whereby this support may be elevated to the lowest level of said desk-top without deflection from a horizontal plane, substantially as set forth.

5. A desk having a counter balanced top capable of being swung in a lateral direction and simultaneously lowered, in combination with a type-writer support concealed by a desk top when the latter is at its highest position, and suitable means adjustably connecting the desk and type-writer support, whereby this support may be elevated to the lowest level of said desk-top without deflection from a horizontal plane, substantially as set forth.

6. A desk having the top thereof in two sections capable of being swung away from each other and simultaneously lowered, a cabinet comprising certain stationary portions of the desk, hinged doors for a portion of the cabinet, rods connected to the doors and having loose play on keepers depending from the top-sections, cleats depending from said top-sections to come in the path of said doors when closed, a type-writer support, within said cabinet, and suitable means adjustably connecting the desk and type-writer support whereby this support may be elevated to the lowest level of the aforesaid top-sections, substantially as set forth.

7. A desk having its top in two sections capable of being swung away from each other and simultaneously lowered, a type-writer

support within the desk frame, and suitable  
means adjustably connecting the desk and  
type-writer support, whereby this support  
has its greatest elevation on a level with said  
5 desk top-sections when the latter are brought  
to their lowest position, substantially as set  
forth.

In testimony that I claim the foregoing I

have hereunto set my hand, at Milwaukee, in  
the county of Milwaukee and State of Wis- 10  
consin, in the presence of two witnesses.

RUSSEL B. SIGAFOOS.

Witnesses:

H. G. UNDERWOOD,  
N. E. OLIPHANT.