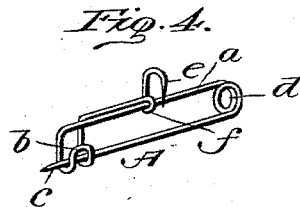
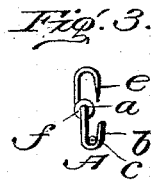
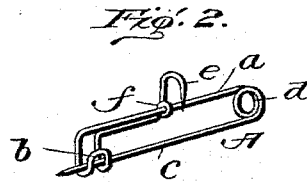
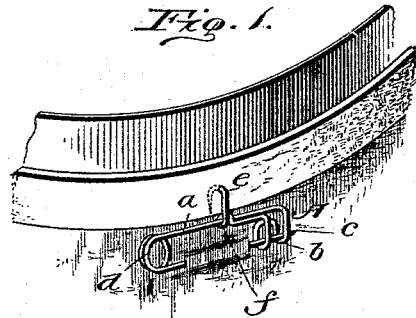


(No Model.)

J. A. CUPLER.
NECKTIE FASTENER.

No. 490,138.

Patented Jan. 17, 1893.



Witnesses:

H. C. Schiller
H. J. Beraher

Inventor:
John A. Cupler
By *Edouard Prot*
Attys.

UNITED STATES PATENT OFFICE.

JOHN A. CUPLER, OF KENDALL CREEK, PENNSYLVANIA.

NECKTIE-FASTENER.

SPECIFICATION forming part of Letters Patent No. 490,138, dated January 17, 1893.

Application filed July 27, 1892. Serial No. 441,386. (No model.)

To all whom it may concern:

Be it known that I, JOHN A. CUPLER, a citizen of the United States, residing at Kendall Creek, in the county of McKean and State of Pennsylvania, have invented certain new and useful Improvements in Necktie-Fasteners; and I do hereby declare the following to be a full, clear, and exact description of the invention, such as will enable others skilled in the art to which it appertains to make and use the same.

My invention relates to a neck-tie fastener designed to be attached to the shirt of the wearer, near the collar band on the back of the same, and adapted to engage with the band of the neck-tie to hold the same in proper position around the collar; and the improvement consists of a fastener bent from a single piece of wire to form the attaching pin, a cross-bar, the keeper for confining the free end of the attaching pin, and a hook connected to the cross-bar by bending the wire around the same, said hook projecting upwardly to engage with the neck-tie band when the fastener is properly adjusted for use, all as will be more fully hereinafter described.

The accompanying drawings fully illustrate my improved fastener, in which:—

Figure 1 is a perspective view showing the device as applied for use. Fig. 2 is a similar view of the fastener detached. Fig. 3 is an end view, and Fig. 4 is a perspective of a slightly modified construction.

Like letters denote like parts in all the figures, referring to which,

A designates the fastener which consists of a cross-bar *a*, a keeper *b* at one end thereof, an attaching pin *c* connected to the other end of the bar through the intermediate coil *d*, and a hook *e* arranged centrally on the cross-bar.

In the practical manufacture of my improved fastener I make the same of a single piece of wire. This wire is first bent near one end into the coil *d* and then bent parallel with the bar *a*, the end of said pin being pointed as shown. The other end of the wire is then bent downward, laterally and then upward to form the keeper *b*; and this end of the wire is then brought parallel with the bar *a* for a short distance, and wrapped

around the same one or more times as at *f*, and finally bent into the hook *e* which stands substantially at right angles to said bar *a* and has its depending free end pointed as shown. The part of the wire between the keeper and the wrap *f* of the hook may be arranged below the bar *a* as shown by Fig. 2 of the drawings, or this part may lie above the bar as indicated by Fig. 4.

To apply the fastener, the pin is thrust through the back of the shirt, near the neck band thereof, as shown by Fig. 1, and the free end of the pin is adjusted to fit in the keeper *b* and thus prevent the fastener from becoming detached. The fastener may be so connected to the shirt that the hook *e* is next to the same, or stands away from the shirt, and when not in use the hook drops down so as to be out of the way. After the collar and neck-tie have been adjusted, the hook is raised and engaged with the band of the neck-tie and it serves to prevent the neck-tie band from vertical displacement on the collar.

One of the chief merits of this fastener resides in the cheapness of manufacture, and a further advantage is the ease with which it can be applied or connected to the shirt and the neck-tie band.

Having thus described my invention, what I claim as new and desire to secure by Letters Patent is:—

As an improved article of manufacture, the necktie fastener herein shown and described, bent from a single piece of wire, and comprising the continuous straight bar *a* having one end provided with the looped keeper *b*, said end of the wire from the keeper *b* lying parallel with the bar *a* and wrapped around the same about its middle, at *f*, the pointed attaching hook *e* made by an extension of the wire from the wrapped part *f*, the coil *d*, and the pin *c*, whereby the pin may be fastened in the wearer's shirt and the pointed hook *e* fitted in the neck-band of a scarf, as set forth.

In testimony whereof I affix my signature in presence of two witnesses.

JOHN A. CUPLER.

Witnesses:

R. YOW,

S. D. WEAVER.