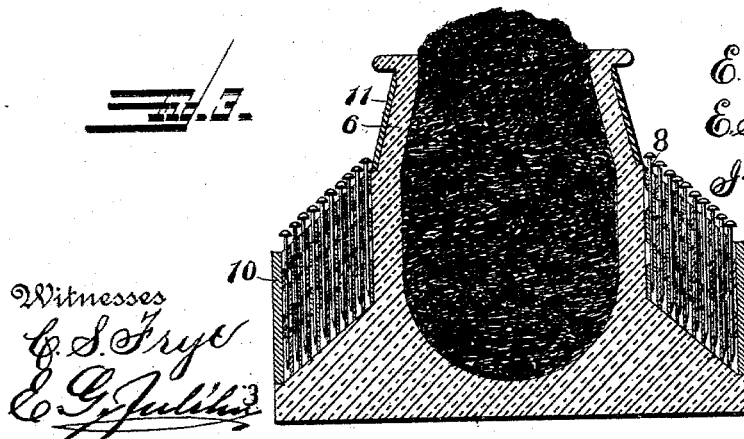
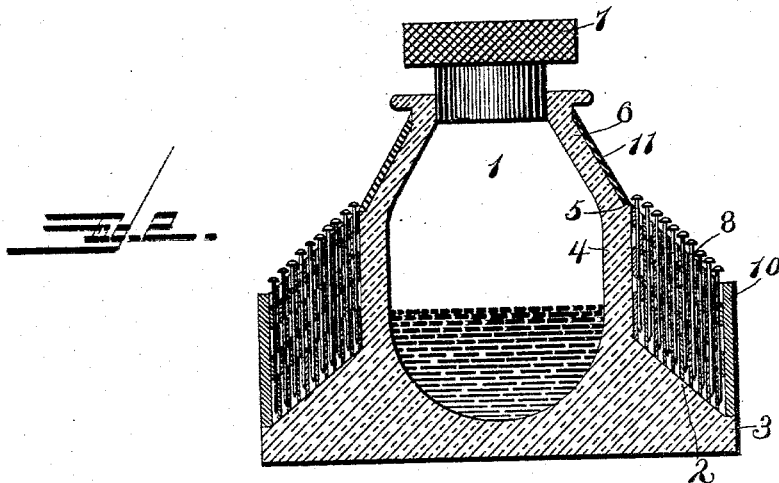
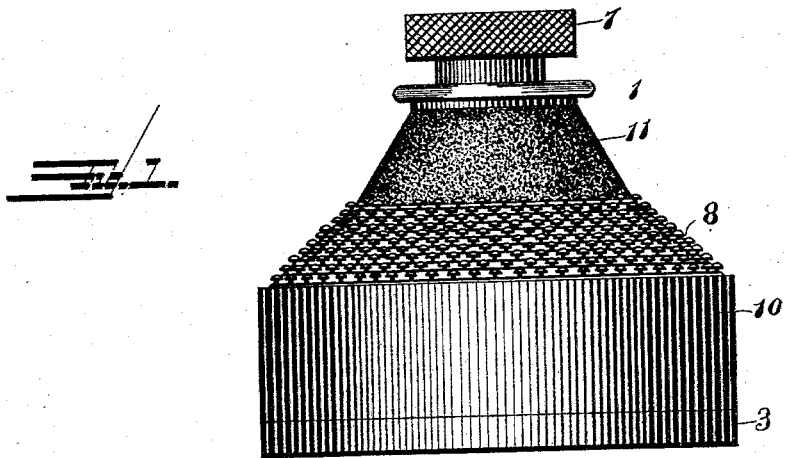


(No Model.)

E. P. CAROLAN & E. H. & J. R. TERRELL.
DESK RECEPTACLE.

No. 490,225.

Patented Jan. 17, 1893.



E. P. Carolan,
E. H. Terrell
and
J. R. Terrell

Inventors
By
Hapkins & Atkins

Attorneys

Witnesses
C. S. Frye
C. G. Fulkner

UNITED STATES PATENT OFFICE.

EUGENE P. CAROLAN, OF EAGLE PASS, AND EDWARD H. TERRELL AND
JAMES R. TERRELL, OF SEGUIN, TEXAS.

DESK-RECEPTACLE.

SPECIFICATION forming part of Letters Patent No. 490,225, dated January 17, 1893.

Application filed October 27, 1892. Serial No. 450,113. (No model.)

To all whom it may concern:

Be it known that we, EUGENE P. CAROLAN, of Eagle Pass, county of Maverick, and EDWARD H. TERRELL and JAMES R. TERRELL, of Seguin, county of Guadalupe, State of Texas, have invented certain new and useful Improvements in Desk-Receptacles, of which the following is a specification, reference being had to the accompanying drawings.

10 The object of our invention is to produce a novel, convenient, and ornamental bottle or receptacle, adapted to contain ink, a sponge, or the like, combined with a pin-cushion and a pen-wiper.

15 In the accompanying drawings:—Figure 1, is a side elevation; Fig. 2, is a central vertical section of our device, and; Fig. 3, a sectional view of the modification of our device, adapted to hold a sponge instead of ink.

20 Referring to the figures on the drawings; 1, indicates a bottle or other suitable receptacle, which is made preferably of glass, or of other suitable material. It is provided with a conical base 2, having a bottom flange 3, and a
25 vertical middle portion 4.

5, indicates a ledge surmounting the part 4, from which rises a neck 6, of suitable shape, preferably tapered more or less.

In Figs. 1, and 2, is shown a stopper 7.

30 Around the sides of the bottle, we provide a pin-cushion 8. It preferably consists of a strip of paper or the like, which may have been previously stuck with pins, wound around the body of the bottle in layers, as is customary
35 in forming a pin-cushion of this kind. The lower edge of this strip rests upon the inclined surface of the base, causing the top of each successive layer to fall slightly below that of the one preceding, thereby rendering the
40 pins more readily removable. The strip is se-

cured in place preferably by an outside band 10, upon which may be displayed any desirable matter, such as advertisements, calendars, or the like.

11, indicates a pen-wiper, consisting preferably of a strip of felt secured around the neck 6, and supported by the ledge 7.

What we claim is:

1. The combination with a bottle, having a conical base and a bottom flange, of a pin- 50 cushion surrounding the conical base conforming thereto, and supported at its lowest part by the flange, substantially as and for the purpose specified.

2. The combination with a bottle, having a 55 conical base and bottom flange, of a strip wound around said base and supported by said flange, and a band for securing the strip in place, substantially as set forth.

3. In a combined receptacle, pin-cushion 60 and pen-wiper, the combination with a bottle and flanged base, and a pin-cushion supported thereon, of a ledge 5, neck 6, surmounting the same, and a pen-wiper supported by the neck upon the ledge, substantially as set forth. 65

4. As an article of manufacture, a bottle, or like receptacle adapted to be used as specified, consisting of the combination with a vertical part, a ledge and neck above the same, 70 of a conical base and bottom flange beneath the same, substantially as set forth.

In testimony of all which we have hereunto subscribed our names.

EUGENE P. CAROLAN.
EDWARD H. TERRELL.
JAMES R. TERRELL.

Witnesses:

JAMES RILEY,
D. C. BLACKSAE.