

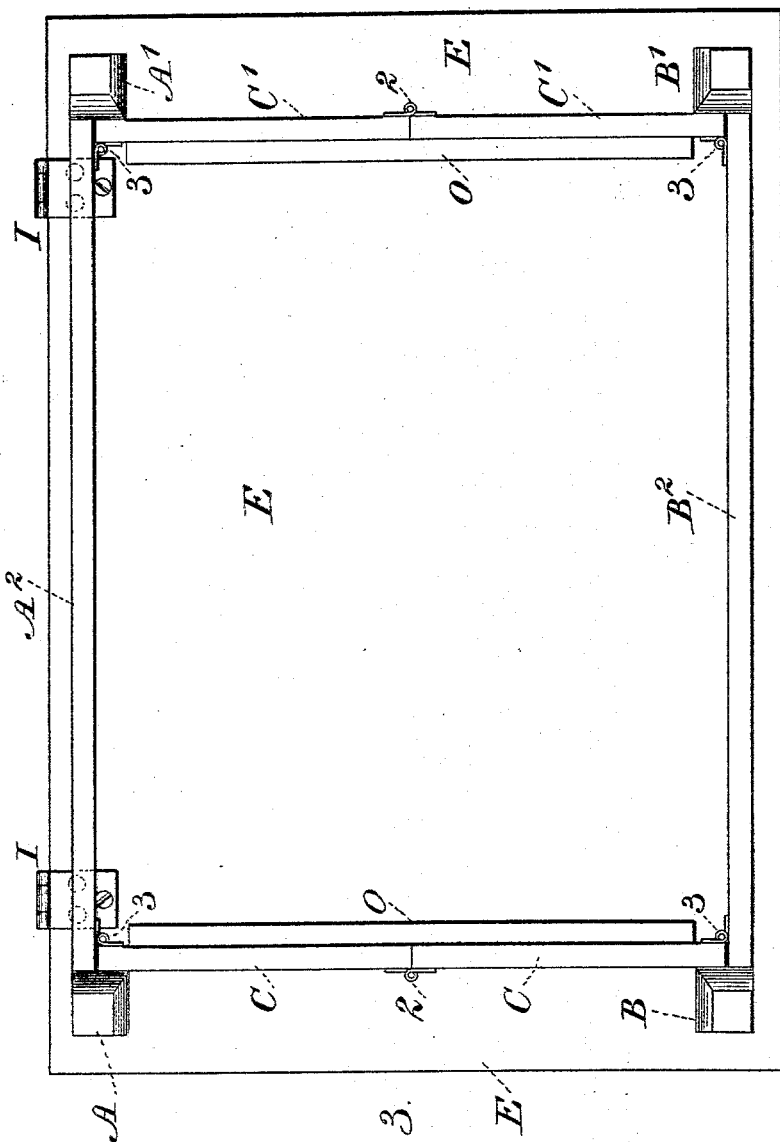
(No Model.)

2 Sheets—Sheet 1.

S. SMYTH.  
FOLDING TABLE.

No. 490,320.

Patented Jan. 24, 1893.



Witnesses  
Chas. H. Smith  
J. Straub

Fig. 3.

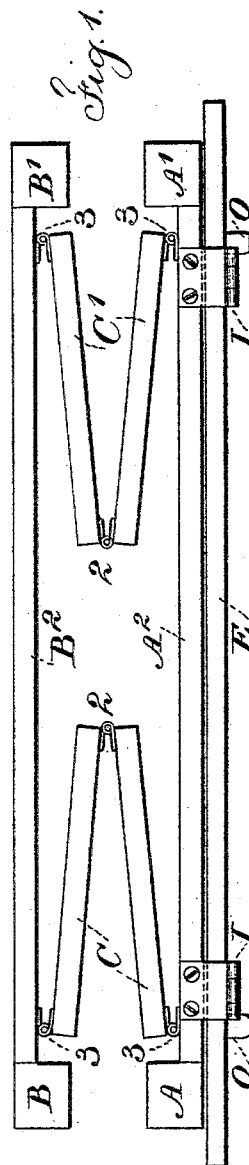


Fig. 1.

Inventor  
Samuel Smyth  
per Samuel W. Perrell  
Att'y

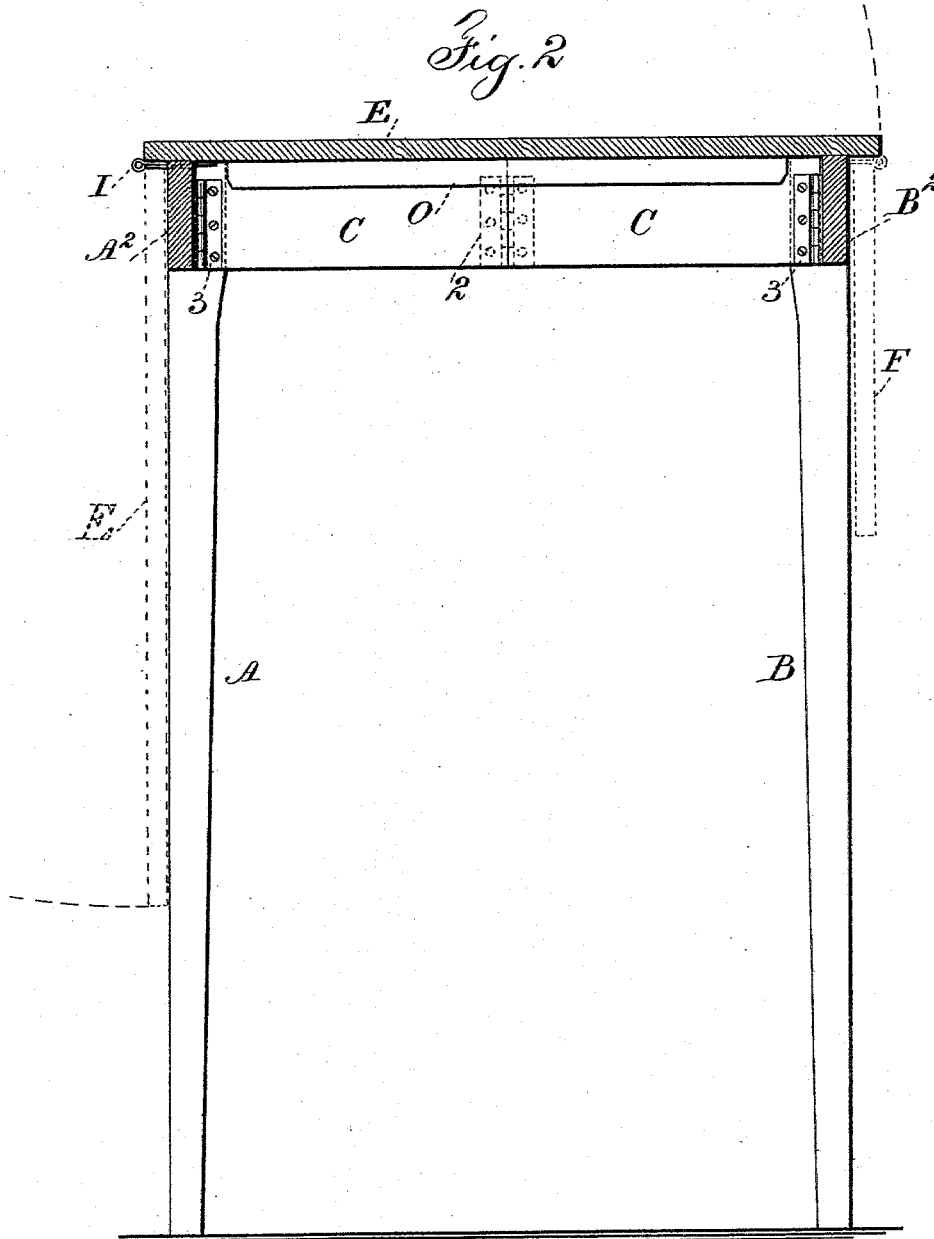
(No Model.)

2 Sheets—Sheet 2.

S. SMYTH.  
FOLDING TABLE.

No. 490,320:

Patented Jan. 24, 1893.



Witnesses

Chas. N. Smith  
J. Strait

Inventor

Samuel Smyth  
per Lemuel W. Correll  
Atty.

# UNITED STATES PATENT OFFICE.

SAMUEL SMYTH, OF PITTSBURGH, PENNSYLVANIA.

## FOLDING TABLE.

SPECIFICATION forming part of Letters Patent No. 490,320, dated January 24, 1893.

Application filed October 7, 1892. Serial No. 448,107. (No model.)

*To all whom it may concern:*

Be it known that I, SAMUEL SMYTH, a citizen of the United States, residing at Pittston, in the county of Luzerne and State of Pennsylvania, have invented an Improvement in Folding Tables, of which the following is a specification.

Tables have been made with four legs united in pairs and having folding side pieces to the leg frames, but one portion of the top of the table has been permanently connected with the legs.

My present invention relates to the combination with the leg frames having two pairs of legs united by folding side pieces, of a top hinged to one pair of legs in such a manner as to be reversible to hang down parallel with one pair of legs or to be turned over horizontally to rest upon the distended leg frames, and I provide cleats upon the under side of the table top for retaining the folding portions of the leg frames in their distended positions.

In the drawings, Figure 1 is a plan view representing the table in a folded condition. Fig. 2 is a section of the table as spread for use, and Fig. 3 is an inverted plan of the table.

The legs A A' and B B' are united in pairs and they may be plain or more or less ornamental, the bed pieces A<sup>2</sup> and B<sup>2</sup> being employed to permanently connect the upper ends of the legs in the respective pairs, and there are between the pairs of legs the folding bed pieces C C' hinged together in pairs at 2 and at the respective ends by the hinges 3 to the upper ends of the pairs of legs, so that these hinged pieces C can fold inwardly toward each other when the pairs of legs are brought together, or such hinged bed pieces can be drawn out into line with each other when the legs are separated. The table top E is hinged at I to one pair of legs and the hinges project sufficiently or are made of double leaves, so that the table top can hang down close to and parallel with one pair of legs, or the table top can be swung outwardly and brought over the tops of the legs when the leg frames are drawn apart, so that the table top will rest directly upon the upper

ends of the legs or leg frames; and I provide cleats O upon the under side of the table top, and in the proper position for passing inside and between the hinged base pieces C C', so that when the leg frames are drawn apart, the cleats passing in between the hinged base pieces keep them from folding and retain the parts in their proper relative positions. This construction of folding table is very convenient because all the parts remain connected together, and the surface of the table top being adjacent to the legs is protected by such legs when the parts are folded for transportation, and but little room is lost in packing, because the measurements of the table top will usually conform or nearly so to the measurements of the pairs of legs so that these parts will set closely together for boxing or shipping.

If desired the table top may be made of two parts instead of one hinged together, or of two parts, each connected as before described and folding down at opposite sides of the legs, as indicated by the dotted lines at F.

I claim as my invention.

1. The combination with the table legs united in pairs, of the bed pieces C hinged together in pairs and hinged to the respective pairs of legs, and the table top adapted to rest upon the legs when distended, and hinges near one edge of the table top for connecting the same to one pair of legs, so as to be reversible and hang down with the top surface next to the legs substantially as set forth.

2. The combination in a folding table of the legs united in pairs, the base pieces hinged together and to the respective pairs of legs, a table top, hinges for connecting the same near one edge to one pair of legs, and cleats upon the underside of the table top for holding the folding bed pieces when distended, substantially as set forth.

Signed by me this 27th day of September, 1892.

SAMUEL SMYTH.

Witnesses:

EDGAR W. STARK,  
WM. MAC DONALD.