

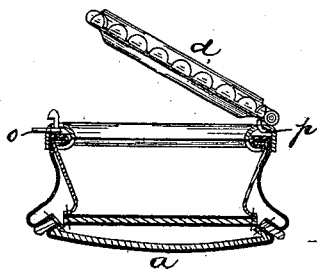
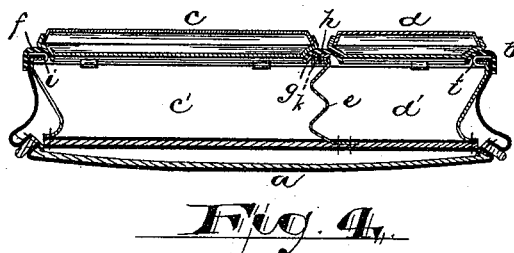
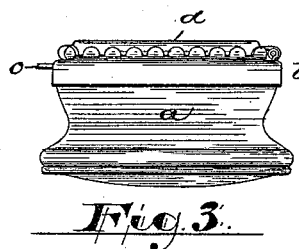
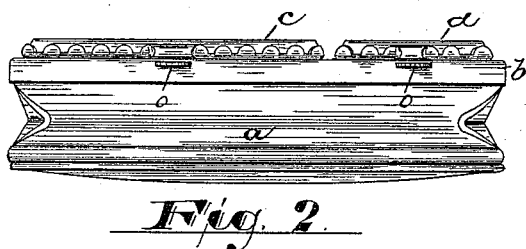
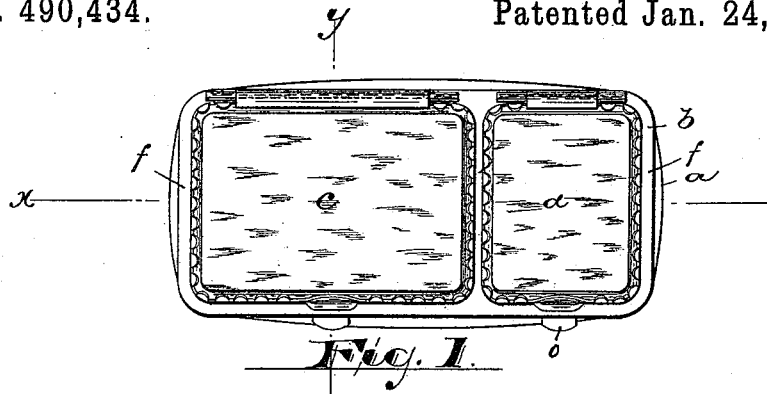
(No Model.)

2 Sheets—Sheet 1.

A. GOERTZ.
PURSE AND FRAME THEREFOR.

No. 490,434.

Patented Jan. 24, 1893.



Witnesses

Oscar A. Michel
Amos C. Coy

Inventor

August Goertz,

By *Draxler* Atty's.

(No Model.)

2 Sheets—Sheet 2.

A. GOERTZ.
PURSE AND FRAME THEREFOR.

No. 490,434.

Patented Jan. 24, 1893.

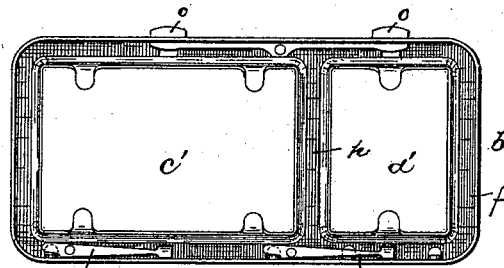


Fig. 6.

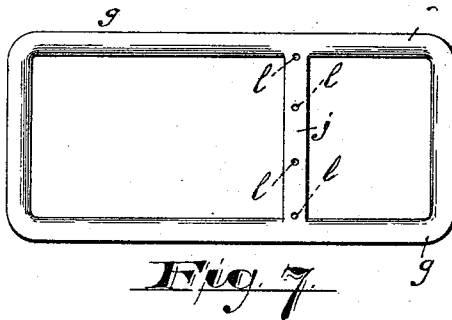


Fig. 7.

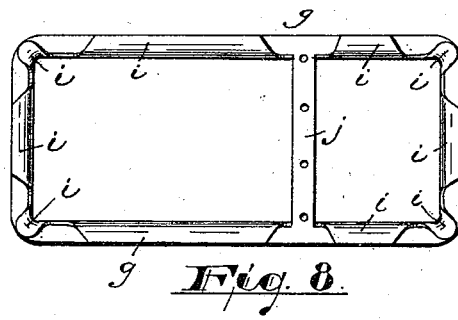


Fig. 8.

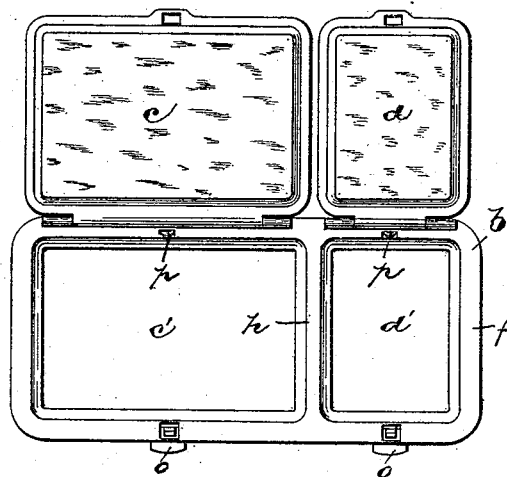


Fig. 9.



Fig. 10.

Witnesses
Oscar A. Michel.
H. M. & Co.

Inventor:
August Goertz.
By A. R. & Co. Attys.

UNITED STATES PATENT OFFICE.

AUGUST GOERTZ, OF NEWARK, NEW JERSEY.

PURSE AND FRAME THEREFOR.

SPECIFICATION forming part of Letters Patent No. 490,431, dated January 24, 1893.

Application filed June 4, 1892. Serial No. 435,498. (No model.)

To all whom it may concern:

Be it known that I, AUGUST GOERTZ, a citizen of the United States, residing at Newark, in the county of Essex and State of New Jersey, have invented certain new and useful Improvements in Purses and Frames Therefor; and I do hereby declare the following to be a full, clear, and exact description of the invention, such as will enable others skilled in the art to which it appertains to make and use the same, reference being had to the accompanying drawings, and to letters of reference marked thereon, which form a part of this specification.

15 The object of this invention is to provide a purse for small change with compartments varying in size, one compartment having an opening independent of the other, of reduced cost of construction, of fewer parts and of a more simple and neat appearance, to provide a device of greater convenience, and to secure other advantages and results some of which will be referred to in connection with the description of the working parts.

25 The invention consists in the improved purse and in the arrangements and combinations of parts of the same, all substantially as will be hereinafter set forth and finally embodied in the clauses of the claim.

30 Referring to the accompanying drawings in which like letters indicate corresponding parts in each of the figures, Figure 1 is a plan, Fig. 2 a side view and Fig. 3 an end view of the improved device. Fig. 4 is a longitudinal section on line *x*, Fig. 5 a transverse section taken on line *y*. Fig. 6 is an inside view of the distending frame or bag carrier devoid of the inlay. Figs. 7 and 8 are detail plans of the outer and inner sides of the inlay and Fig. 9 is a plan of the frame complete, the covers being shown open. Fig. 10 is a detail edge view of the inner section of one of the covers, showing a series of lips adapted to be bent down upon the outer section to hold the same in place.

45 In said drawings, *a* indicates the bag of the purse, *b* the frame thereof and *c* and *d* the covers or lids hinged to said frame side by side and closing the independent openings *c'*, *d'*, as will be understood upon reference to Figs. 4 and 9.

The bag of the purse is preferably of leather, although it may be of any suitable material, and is provided with a partition *e* secured to the bottom and sides of the bag by cement or stitching and extending upward or toward the mouth of the bag where it is secured to a transverse bar of the frame. The distending frame or bag carrier, *b*, is of peculiar construction and consists of the outer or facing section *f* and the inlay section *g*. The former of said sections is preferably rectangular and oblong in plan as in Fig. 9 and is provided with a transverse bar or plate *h* which divides the interior opening or passage through the frame into a large and smaller openings *c'* *d'*, the said transverse bar being integral with the sides of the frame section and being concave or longitudinally recessed on the underside as shown in Figs. 4 and 6 to correspond with the concavities in the other portions of the outer section to receive, protect and conceal the inlay section. The said inlay section, *g*, corresponds in shape, in plan, with the facing section and is adapted to lie in the concavity on the underside of said facing section. It is provided with lips or flanges, *i*, between which and the body portion of said inlay section, the edges of the body material are securely clamped and with an integral transverse bar, *j*, corresponding with the transverse bar, *h*, to which the partition, *e*, is fastened, preferably by rivets, and a clamping piece *k*, Fig. 4, the rivets passing through the perforations, *l*, of the bar, *j*, through the partition material and into the said piece *k*, lying under the edges of the partition material, as will be understood upon reference to Fig. 4.

At one of the longitudinal sides of the outer or facing section *f*, are hinged covers *c* and *d*, movable independent one of the other and adapted to close the openings *c'* and *d'* respectively, the said section *f*, at its opposite side being provided with suitable spring catches *o* by means of which the said covers are secured in their closed positions.

Springs, *p*, are provided, or may be provided for throwing the lids or covers to their open positions when released. A single spring may be employed in connection with the two catches as shown in Fig. 6, and the two springs

for throwing the lids may in like manner be substituted for by a single spring having cover or lid bearings at its opposite extremities.

5 I am aware that other modifications may be made in the construction of the purse and I do not wish to be understood as limiting myself to the exact arrangements shown in the drawings.

10 Having thus described the invention what I claim as new is:—

1. In a purse, the frame for distending and carrying the bag of said purse, having means for holding said bag thereto and having the
15 transverse bar, *h*, forming separate openings *c'*, *d'*, and covers *c*, *d*, hinged to said frame and closing said openings substantially as set forth.

2. In a purse, the frame consisting of a facing section and an inlay for holding the bag, the said facing section having an integral
20 bar, *h*, dividing the opening in said facing section into two, and covers hinged to said facing section and independently closing the

divided or separate openings substantially as
set forth. 25

3. In combination with a facing section of a frame having separated openings there-
through, the parts surrounding said openings
being concaved on the underside, and the up- 30
per side having independent covers *c*, and *d*,
hinged thereon to close said openings, an in-
lay secured in the concavities beneath said
facing section and having lips or flanges, *i*, to
hold the body or bag material thereto and a 35
bar, *j*, corresponding with the partition, *h*, be-
tween the openings in said frame, and said
bag having its edges secured to the inlay and
having a partition, *e*, and a clamping piece, *k*,
all arranged and combined substantially as 40
set forth.

In testimony that I claim the foregoing I
have hereunto set my hand this 25th day of
May, 1892.

AUGUST GOERTZ.

Witnesses:

CHARLES H. PELL,
WM. D. MCCAY.