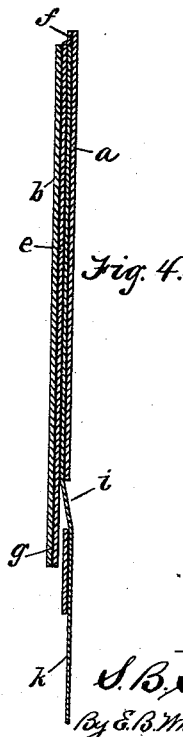
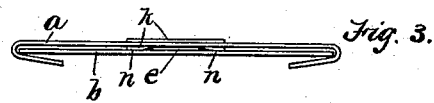
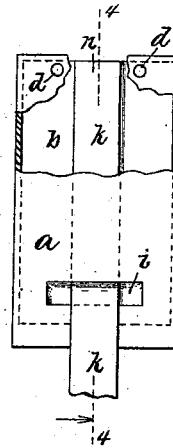
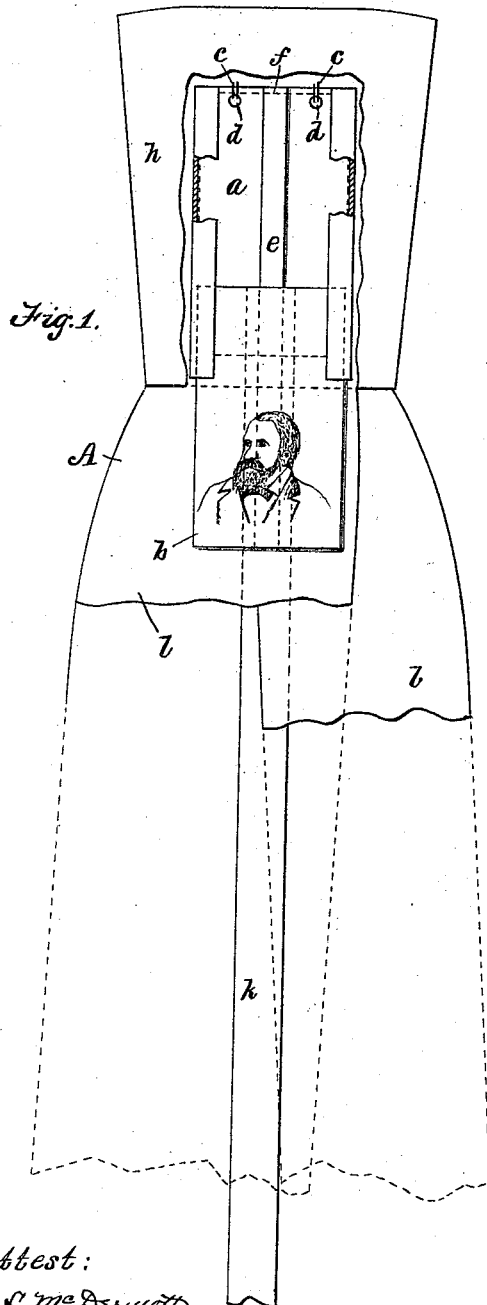


(No Model.)

S. B. SOLOMON.
NECKSCARF.

No. 490,512.

Patented Jan. 24, 1893.



Attest:
M. C. McDermott,
Henry Hart.

Inventor:
S. B. Solomon,
By E. B. Whitmore, Atty.

UNITED STATES PATENT OFFICE.

SAUNDERS B. SOLOMON, OF ROCHESTER, NEW YORK.

NECKSCARF.

SPECIFICATION forming part of Letters Patent No. 490,512, dated January 24, 1893.

Application filed June 8, 1892. Serial No. 435,658. (No specimens.)

To all whom it may concern:

Be it known that I, SAUNDERS B. SOLOMON, of Rochester, in the county of Monroe and State of New York, have invented a new and useful Improvement in Neckscarfs, which improvement is fully set forth in the following specification and shown in the accompanying drawings.

My invention relates to a neck scarf provided with a display device, hidden when in its normal position within said scarf or article and arranged to be brought into view by the wearer when desired. As preferably constructed the part of the device to be temporarily displayed is held concealed by means of a spring or elastic band and is brought into view by the wearer by pulling a string or tape attached to it. As usually constructed this device is in the form of a rectangular plate which may be of card board, sheet metal or other material, having printed or engraved upon it the likeness of a human face, or design, monogram, figure, character, picture, or other object to please or attract the eye.

The invention is hereinafter more fully described and particularly pointed out.

Referring to the drawings Figure 1 is a front view of portions of an ordinary scarf to be worn upon the neck, showing my invention attached in place, parts being broken away. Fig. 2 is a rear elevation of my invention, parts being broken away. Fig. 3 is an upper-end view of the device, and Fig. 4 is a central vertical section on the dotted line 4-4 in Fig. 2, viewed as indicated by the arrow pointed thereon. Figs 3 and 4 are drawn to an exaggerated scale to better show the relation of the parts.

Referring to the parts shown, A is a scarf or article of neck wear of common construction. Within the upper part of the scarf and under the top piece *h* thereof is secured a rectangular sheet metal shield or holder *a* for the display plate *b*. This shield is held to the scarf by simple means as stitches *c* passing through small holes *d* therein. The shield has its vertical edges turned over, as shown in Fig. 3, the display plate being held to slide vertically within said folded edges. An elastic band *e* is secured at its upper end—at *f*—to the upper end of the shield by cement, stitches or other simple means, and at its lower end—at *g*—to the lower end

of the display plate, serving to draw the latter upward and hold it normally within the shield and concealed beneath the top piece of the scarf. The rear side of the shield is formed with a rectangular opening *i*, Figs. 2 and 4, through which a tape *k* passes back of the pendent ends *l l* of the scarf. The upper end of the tape is secured—at *n*—to the upper end of the plate and the tape is of such length that its lower end extends nearly to the lower edge of the vest of the wearer, and beneath the same, so as to be conveniently seized by the thumb and finger and pulled downward against the action of the elastic band to bring the plate into view below the top piece of the scarf. This exposed position of the plate is shown in full lines in Fig. 1. The lower end of the tape may be supplied with a ring or other small article to better enable it to be seized by the thumb and finger or it may be left without such attached article, this being merely a matter of judgment or convenience and not essential to my invention. As the parts are put together the elastic band *e* is covered by the tape *k*.

Upon the display plate may be printed or otherwise affixed or impressed the likeness of a nominee for the presidency or other office to be used during a political campaign; or the plate may have shown upon it a sign, mark, character or emblem of a club, secret society or other organization so that when displayed to an observer the fact will be communicated that the person wearing the plate is a member of such society or organization. Other similar uses of the device will readily suggest themselves.

What I claim as my invention is:

A neck-scarf having a fixed vertical perforated shield within the top piece, in combination with a plate held movably within the shield, an elastic band joined to the lower end of the plate and the upper end of the shield, and a tape secured to the upper end of the plate and passing through the shield, substantially as shown and described.

In witness whereof I have hereunto set my hand, this 2d day of June, 1892, in the presence of two subscribing witnesses.

SAUNDERS B. SOLOMON.

Witnesses:

ENOS B. WHITMORE,
M. L. MCDERMOTT.