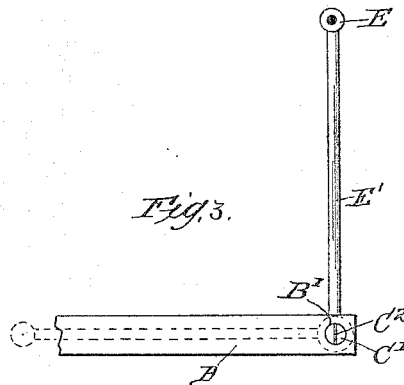
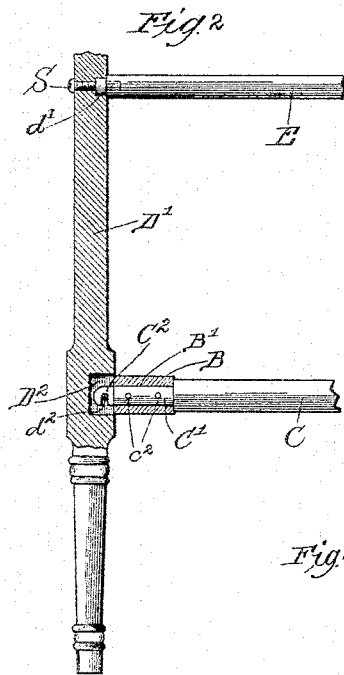
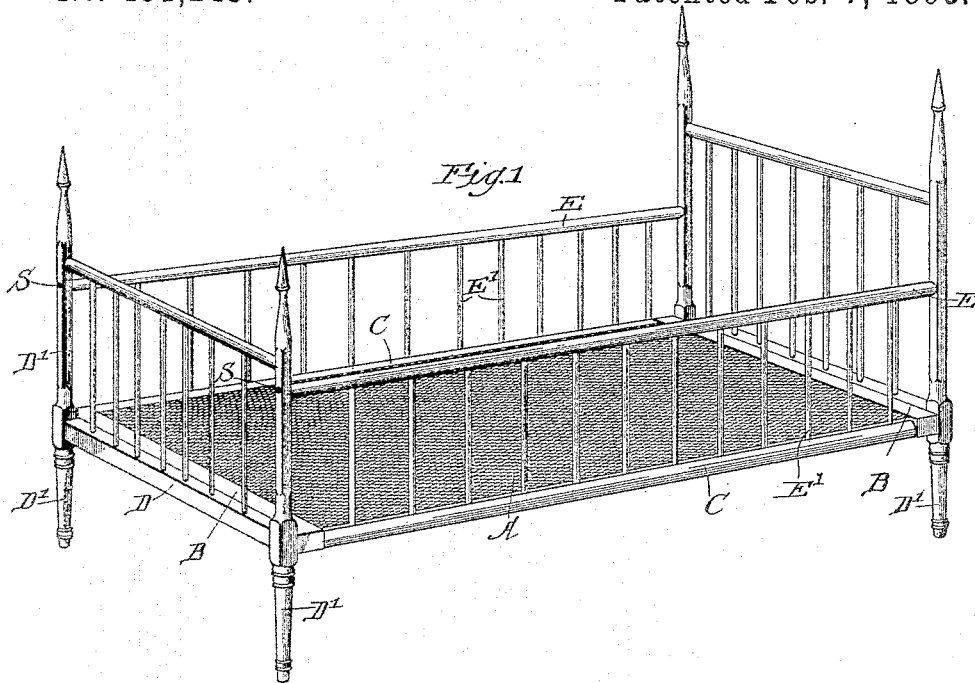


(No Model.)

O. G. FRANKS.
BED.

No. 491,243.

Patented Feb. 7, 1893.



Witnesses:
Wm. E. Lewis
Ambrose Riedon

Inventor:
Orrin G. Franks
By *Cyrus Ketch*
Att'y.

UNITED STATES PATENT OFFICE.

ORRIN G. FRANKS, OF KENOSHA, WISCONSIN, ASSIGNOR TO THE NORTH
WESTERN WIRE MATTRESS COMPANY, OF SAME PLACE.

BED.

SPECIFICATION forming part of Letters Patent No. 491,243, dated February 7, 1893.

Application filed November 14, 1892. Serial No. 451,917. (No model.)

To all whom it may concern:

Be it known that I, ORRIN G. FRANKS, a citizen of the United States, residing at Kenosha, in the county of Kenosha and State of Wisconsin, have invented certain new and useful Improvements in Beds; and I do hereby declare the following to be a full, clear, and exact description of the invention, such as will enable others skilled in the art to which it appertains to make and use the same, reference being had to the accompanying drawings, and to letters of reference marked thereon, which form a part of this specification.

My invention relates particularly to beds which are to be used by children.

The improvement relates to a construction which allows the head and foot frames to be separated from the body of the bed and allows the side frames to be folded upon the body of the bed.

In the accompanying drawings: Figure 1 is a perspective. Fig. 2 is a sectional elevation of one end of the bed. Fig. 3 is a fractional end view. Fig. 4 is a detail view of one of the corner posts.

The bed-bottom, A, end rails, B, B, and side rails, C, C, constitute the body of the bed. The bed-bottom is stretched from one end rail, B, to the other and attached to each and may or may not be attached to the side rails, C. Each end rail has extending through it at right angles a mortise, B', and the side rails, C, C, are provided at their ends with cylindric tenons, C', extending through the adjacent mortise, B'. By this construction, the side rails keep the end rails in a fixed position while the side rails are permitted to rotate on their longitudinal axes.

D, D, are the end frames of the bed. These may be of any suitable form, but should embody corner posts, D', extending over the end rails, B, opposite the ends of the side rails, C. In the face of the corner post which is directed toward the body of the bed, there is formed a narrow, vertical mortise, D², across which extends a bar, d², and from the end of the body of the bed, a downward hook, C², extends into said mortise and over said bar, d², and is of proper length to bind the end of said bed body tightly against said corner post when said hook is so extended over said bar,

d². I prefer to attach said hook, C², to the tenon, C', of the side rail, C, by cutting a vertical longitudinal slot in the said tenon of sufficient width to receive the body of said hook and then inserting said body into said tenon and suitably securing the same therein as by transverse pins, c², extending through said tenon and the body of said hook. This constitutes an economical and substantial fastening for the hook.

The side frames consist of the side rails, C, the upper rails, E, and rungs or equivalent pieces, E', extending from said side rails to said upper rails. The upper rails, E, extend to the corner posts, D', and are detachably secured to the latter as by being entered into shallow mortises, d', in said corner posts and screws, S, extending through said corner posts into the ends of said upper rails.

When the bed is to be folded, or rather partially folded and partially segregated, the screws, S, are removed and the upper ends of the end frames sprung away from the middle of the bed sufficiently to release the ends of the rails, E. Then the side frames, E, E', C, are rotated upon the cylindric tenons, C'. Then the end frames are released by forcing the latter downward or the body of the bed upward sufficiently to disengage the hooks, C², from the bars, d². When the end pieces have been thus detached, the side frames may be folded closely against the bed-bottom, A.

I claim as my invention—

1. The combination with a bed-bottom, A, of end pieces, B, B, having mortises, B', side rails, C, having cylindric tenons extending into said mortises, rails, E, and rungs, E', joined to each other to constitute side frames, end frames, D, having corner posts, D', provided with mortises, D², bars, d², extending across said mortises, and hooks, C², extending from the body of the bed into said mortises and over said bars, and said corner posts being detachably joined to the ends of said rails, E, substantially as described.

2. The combination with a bed-bottom, A, of end pieces, B, B, having mortises, B', side rails, C, having cylindric tenons extending into said mortises, rails, E, and rungs, E', joined to each other to constitute side frames, end frames, D, having corner posts, D', pro-

vided with mortises, D², bars, d², extending
across said mortises, and hooks, C², secured
to the tenons of said side rails, C, and adapt-
ed to extend into said mortises and over said
5 bars, d², and said corner posts being detach-
ably joined to the ends of said rails, E, sub-
stantially as described.

In testimony whereof I affix my signature, in
presence of two witnesses, this 2d day of No-
vember, in the year 1892.

ORRIN G. FRANKS.

Witnesses:

JAMES CAVANAGH,
CYRUS KEHR.