

(No Model.)

H. A. MATTHEWS.
STOVE KNOB.

No. 491,292.

Patented Feb. 7, 1893.

Fig. 1

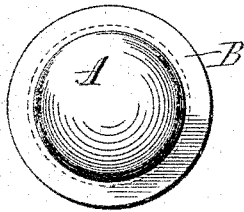


Fig. 2

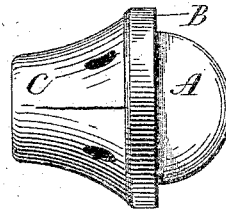


Fig. 3

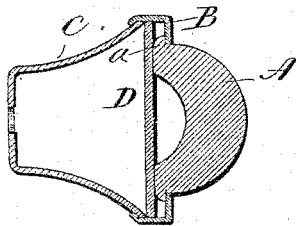


Fig. 4


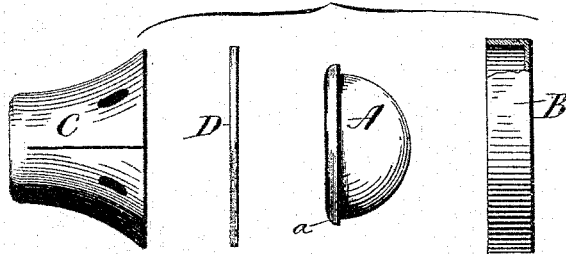


Fig. 5



Witnesses
J. H. Shumway
Lillian D. Kelley

Henry A. Matthews,
Inventor.
By Atty. Earle and Seymour.

UNITED STATES PATENT OFFICE.

HENRY A. MATTHEWS, OF SOUTHURY, CONNECTICUT.

STOVE-KNOB.

SPECIFICATION forming part of Letters Patent No. 491,292, dated February 7, 1893.

Application filed October 24, 1892. Serial No. 449,812. (No model.)

To all whom it may concern:

Be it known that I, HENRY A. MATTHEWS, of Southbury, in the county of New Haven and State of Connecticut, have invented a new Improvement in Stove-Knobs; and I do hereby declare the following, when taken in connection with accompanying drawings and the letters of reference marked thereon, to be a full, clear, and exact description of the same, and which said drawings constitute part of this specification, and represent, in—

Figure 1, a front view of a stove-knob constructed in accordance with my invention. Fig. 2, a plan view thereof. Fig. 3, a view thereof in vertical section. Fig. 4, a detached front view of the flanged jewel. Fig. 5, a view showing all of the parts arranged in the order of their assemblance.

My invention relates to an improvement in stove-knobs, the object being to produce a simple, cheap, ornamental and durable article.

With these ends in view, my invention consists in the combination with a sheet-metal shell, of a flanged-ring applied to the open end thereof, and having its outer edge turned down upon the outer face thereof, and a flanged, glass jewel interposed between the said shell and ring, the inner edge of the latter engaging with its flange to retain it in place.

My invention further consists in certain details of construction as will be pointed out in the claims.

In carrying out my invention, I construct a glass jewel A, having a smooth hemi-spherical contour, and provide it around its base with a flange a, which is engaged by the inner edge of a flanged ring B, the outer edge whereof is clasped over the open end of the

sheet-metal shell C, which may be of any approved construction. Preferably, and as herein shown, I interpose a disk D, between the open end of the shell and the jewel for the same to rest upon.

I am aware that knobs provided with jewels are not broadly new, but heretofore they have been secured in place by spinning or drawing metal over their edges, which is liable to break them, and which does not hold them so securely as when they are flanged as provided for by my invention. Of course the form of the jewel may be varied as desired, so long as the flange at its base is retained.

Having fully described my invention, what I claim as new and desire to secure by Letters Patent is:—

1. In a stove-knob, the combination with a sheet-metal shell, of a flanged ring applied over the open end, and having its outer edge turned down upon the outer face, thereof; of a flanged glass jewel interposed between the said shell and ring, the inner edge of the latter engaging with its flange and retaining it in place, substantially as described.

2. The combination with a sheet-metal shell, of a disk applied to the open end thereof, a flanged ring applied over the said end of the shell, and a flanged glass jewel interposed between said disk and ring, the inner edge of the said ring engaging with its flange to hold it in place, substantially as described.

In testimony whereof I have signed this specification in the presence of two subscribing witnesses.

HENRY A. MATTHEWS.

Witnesses:

S. HART CULVER,
HENRY BRADLEY.