

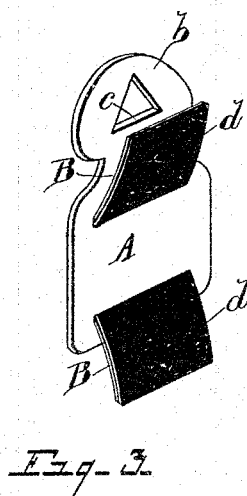
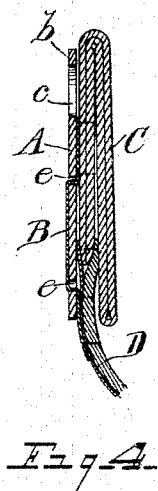
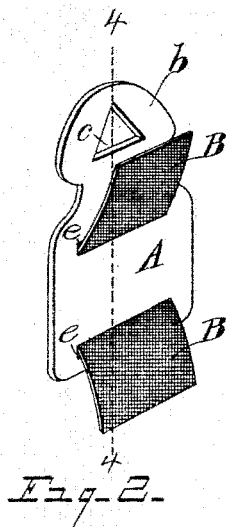
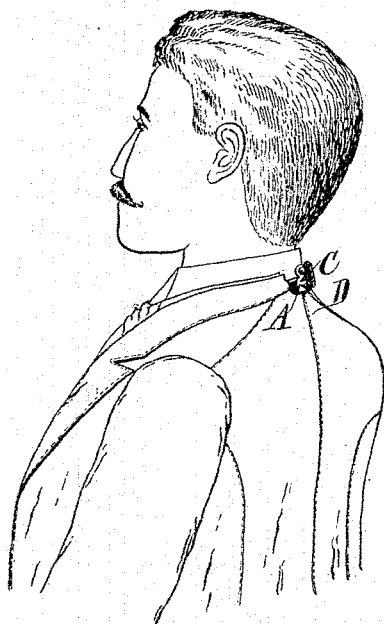
(No Model.)

W. P. CULVER.
COAT COLLAR SUPPORTER.

No. 491,337.

Patented Feb. 7, 1893.

Fig. 1.



WITNESSES
J. A. Wheeler
O. B. Barnziger.

INVENTOR
William P. Culver
By Edgar S. Wheeler
Attorney.

UNITED STATES PATENT OFFICE.

WILLIAM P. CULVER, OF DETROIT, MICHIGAN.

COAT-COLLAR SUPPORTER.

SPECIFICATION forming part of Letters Patent No. 491,337, dated February 7, 1893.

Application filed June 6, 1892. Serial No. 435,624. (No model.)

To all whom it may concern:

Be it known that I, WILLIAM P. CULVER, a citizen of the United States, residing at Detroit, in the county of Wayne, State of Michigan, have invented certain new and useful Improvements in Coat-Collar Supporters; and I do declare the following to be a full, clear, and exact description of the invention, such as will enable others skilled in the art to which it appertains to make and use the same, reference being had to the accompanying drawings, and to the letters of reference marked thereon, which form a part of this specification.

This invention relates to a device for retaining a coat or like garment in proper position upon the wearer; and consists in a plate or similar article, adapted to be attached to the back of the coat or collar thereof, and to detachably engage the collar button at the back of the neck, as hereinafter more fully set forth, the essential features of which being pointed out particularly in the claim.

The object of the invention is to provide means for preventing a coat or like garment from sliding up or down at the back, or standing away from the collar; and for retaining said coat properly in place when unbuttoned. This object is attained by the device illustrated in the accompanying drawings, in which;—

Figure 1 is a view showing the adaptation of my improved device, a portion of the collar being broken away to show arrangement of parts. Fig. 2 is an enlarged isometrical view of the plate and its attaching tape. Fig. 3 is a like view of same, showing the tape provided with an adhesive coating for attaching it to a garment. Fig. 4 is a sectional view on dotted line 4—4 of Fig. 2 with the coat collar and a part of the body in section.

Referring to the letters of reference, A indicates a plate of any suitable metal, which is provided with a rounded head *b* having a triangular aperture *c* therethrough, which is adapted to receive the ordinary hinged collar-button at the back. The body of said plate being provided with two parallel slots *e* formed in the plate near the upper and lower edges thereof.

B indicates an attaching tape, the ends of which are passed through the slots *e* in the

plate A, the body portion of said tape extending across the face of the plate between said slots. This plate is attached to the coat or garment by sticking or otherwise securing the ends of the tape to the center of the coat at the back, so that the plate will lie closely to the garment, and be retained in a vertical position, as shown in Fig. 4, in which C indicates the collar of the garment, and D the back thereof. The arrangement being such, that the aperture *c* in the head of said plate, will register with the button in the back of the collar, when the coat is in proper position; which button is passed through said aperture and secured therein. The upper point of said opening receiving the stem of the button, serves as a key-hole slot to retain the plate in proper place, and prevent any lateral movement thereof. By which means the coat is supported and caused to set properly to the form, whether buttoned or unbuttoned, thereby insuring the perfect hanging and fit of the garment under all conditions.

By passing the tie below the button, in the back of the collar, before said button is secured in the plate, said tie will be prevented from sliding upward on the collar, and securely retained in place.

In Fig. 3 *d* indicates a layer of gutta-percha tissue, or like adhesive agent, which may be applied to the tape, and by means of which the tape may be attached to the garment, and the plate to the tape by the application of heat and pressure, to retain the plate securely in position without the means of stitching, if desired.

Having thus fully set forth my invention what I claim as new and desire to secure by Letters Patent, is;—

In a device for the purpose set forth, the combination of the plate having a button receiving aperture and two parallel slots therein, the tape passing through said slots and adapted to be attached to a garment, substantially as specified.

In testimony whereof I affix my signature in presence of two witnesses.

WILLIAM P. CULVER.

Witnesses:

E. S. WHEELER,
H. R. WHEELER.