

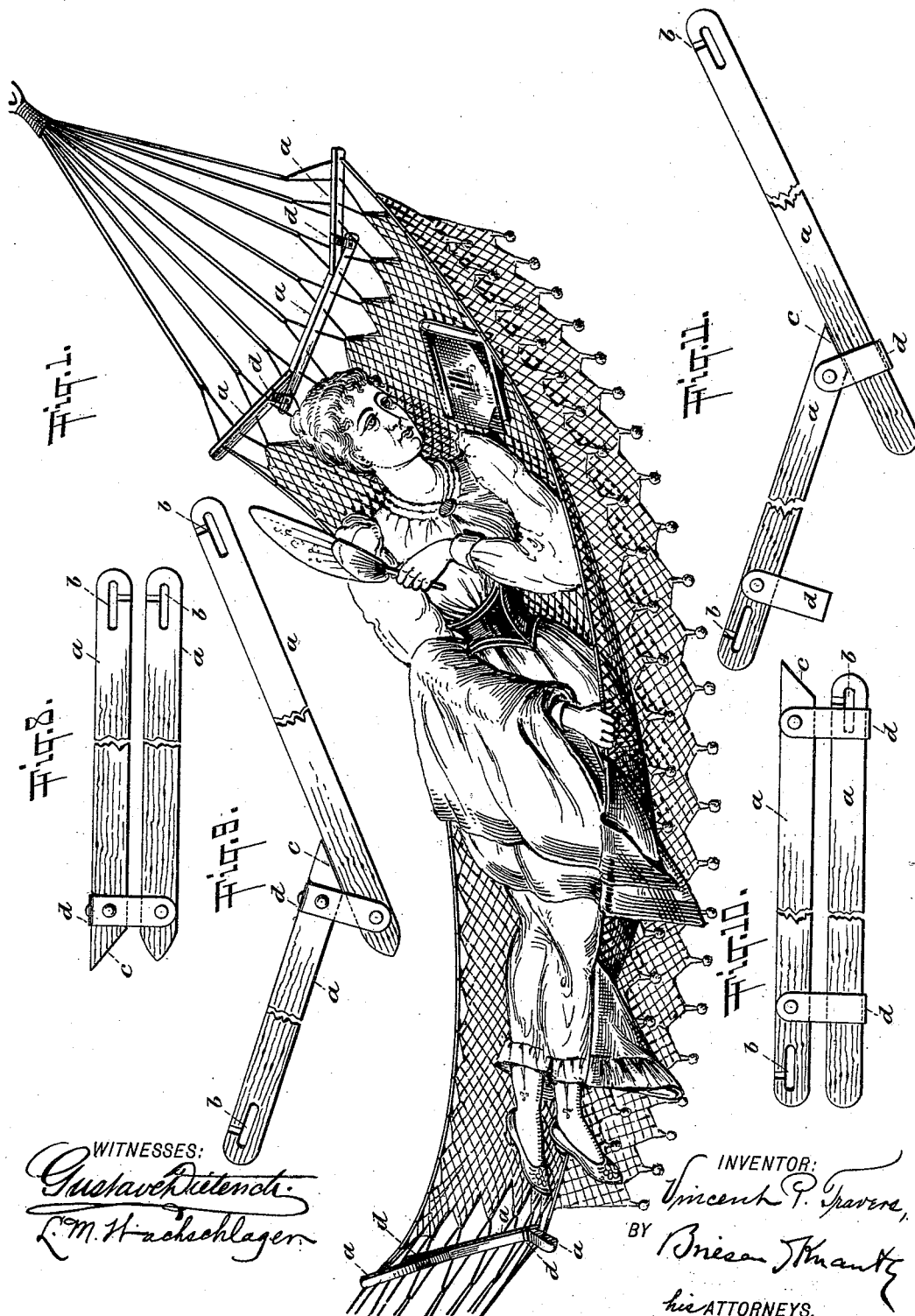
(No Model.)

2 Sheets—Sheet 1.

V. P. TRAVERS.
HAMMOCK STRETCHER.

No. 492,852.

Patented Mar. 7, 1893.



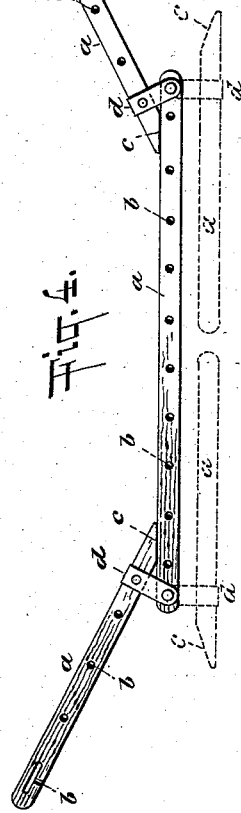
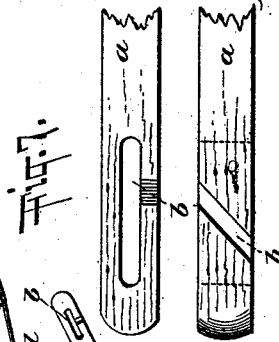
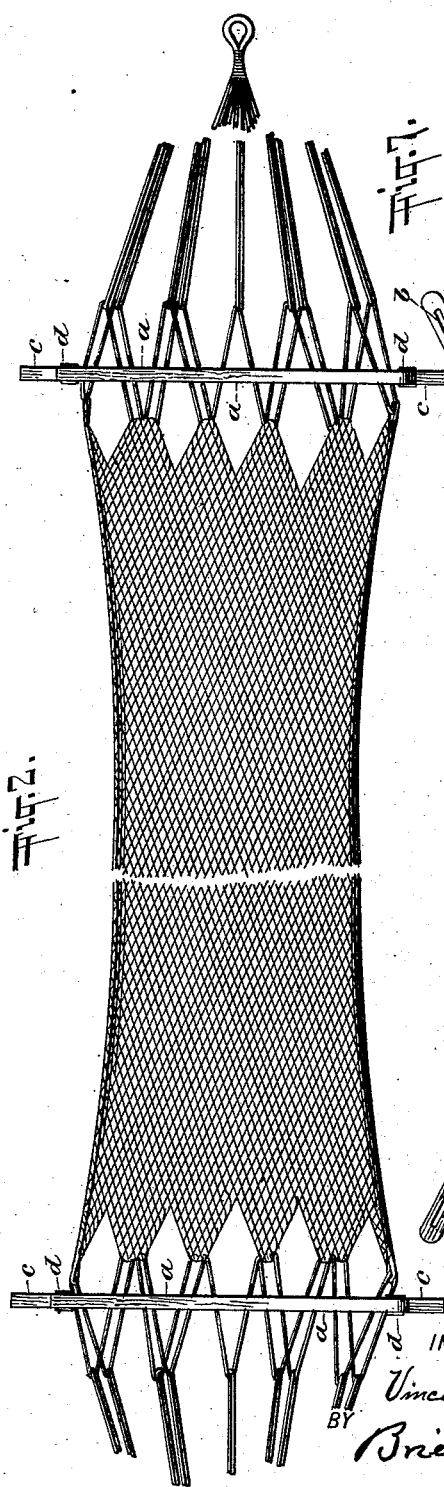
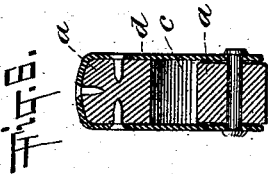
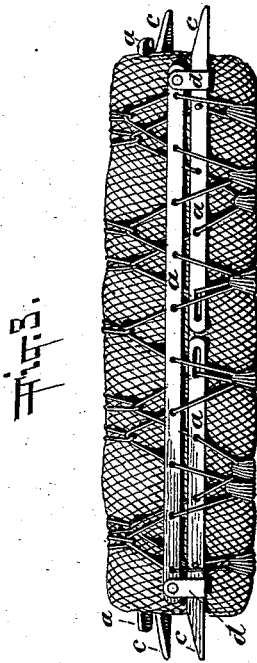
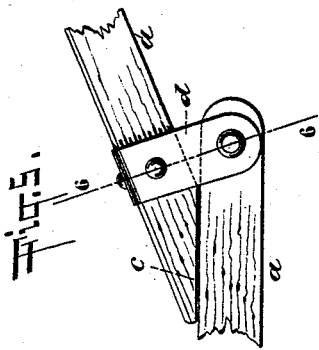
(No Model.)

2 Sheets—Sheet 2.

V. P. TRAVERS.
HAMMOCK STRETCHER.

No. 492,852.

Patented Mar. 7, 1893.



WITNESSES:
Gustave Dietrich
L. M. Hachschlager

INVENTOR:
Vincent P. Travers
BY *Brian Knaut*
his ATTORNEYS.

UNITED STATES PATENT OFFICE.

VINCENT P. TRAVERS, OF NEW YORK, N. Y.

HAMMOCK-STRETCHER.

SPECIFICATION forming part of Letters Patent No. 492,852, dated March 7, 1893.

Application filed October 28, 1892. Serial No. 450,246. (No model.)

To all whom it may concern:

Be it known that I, VINCENT P. TRAVERS, residing in the city, county, and State of New York, have invented a certain new and useful Improvement in Hammock-Stretchers, of which the following is a specification.

Like letters refer to like parts in the various figures of the drawings, in which:—

Figure 1 is a perspective of a hammock in use with my improved hammock stretchers applied thereto. Fig. 2 is a top view of the hammock and stretchers folded back on themselves. Fig. 3 is a side view showing the hammock and stretchers packed. Fig. 4 is a side view of my hammock stretcher detached from the hammock. Fig. 5 is an enlarged detail showing the means of connecting the parts of the stretcher. Fig. 6 is a section on the line 6—6 of Fig. 5. Fig. 7 is an enlarged detail showing the means of fastening the hammock in the ends of the stretchers. Figs. 8, 9, 10 and 11 are side views of modified forms of stretcher.

My invention relates to a new and useful improvement in hammock-stretchers, and consists in the novel arrangement and combination of parts hereinafter described and specifically pointed out in the claims.

The object of my invention is to produce a hammock-stretcher, with little cost, that can be readily folded for packing and other purposes.

My stretcher is composed of two or more sections *a*, which sections are formed of straight pieces, better results being accomplished by the use of straight sections than by curved, and at much less cost. These sections *a* are provided with suitable fastening means such as shown at *b* for securing the stretcher to the hammock. One or more of the sections *a* is formed with beveled end *c*, which when the stretcher is opened or in use, abuts against another section so as to form a smooth and strong joint (see Figs. 4 and 5). The different section meet each other at an angle so as to form a substantial curve and are connected by suitable unions *d* which may be secured in any suitable manner.

When it is desired to put my improved hammock-stretcher into use, it is merely necessary to attach the stretcher by the fastening means *b* to the hammock, as shown in Fig. 1, when it will keep the hammock spread in the desired curved form. When it is de-

sired to use the hammock for a seat, swing or the like, it is merely necessary to fold the side sections of the stretcher over on the main or central section (as shown in dotted lines in Fig. 4) together with the portion of the hammock attached thereto.

Fig. 3 shows the hammock and stretchers folded in a neat compact bundle for packing, which will occupy but little space.

The modified form of stretcher shown in Figs. 8 and 9 is made in two sections instead of three, which can be folded one upon the other, as shown in Fig. 8.

Figs. 10 and 11 show another modified form of stretcher, in which one of the pieces or sections *a* is detachable and adapted to slide in and be held by the unions *d*, as shown in Fig. 10.

It will be observed that the stretchers can be packed with the hammock without the necessity of detaching them therefrom, and that when so packed they form practically a straight bar.

It is obvious that by making the sections straight I can construct my improved stretcher at a much smaller cost and with better results than curved stretchers heretofore used, since much time and labor have been required to bend the wood to be used for curved stretchers; furthermore it has been found necessary to procure certain kinds of wood, all woods not being adapted for the purpose.

Having described my invention, what I claim, and desire to secure by Letters Patent, is—

1. A hammock-stretcher consisting of two or more straight sections *a* meeting at an angle to each other and provided with fastening means *b*, said sections *a* being pivotally connected one to the other by unions *d*, substantially as and for the purpose set forth.

2. A hammock-stretcher consisting of straight sections *a a a*, the two outer sections having beveled inner ends that are adapted to rest on top of the central section, in combination with unions *d d* that reversibly and pivotally connect the end sections with the central section, substantially as herein shown and described.

VINCENT P. TRAVERS.

Witnesses:

HARRY M. TURK,
LEONARD MATTHEW HAMBLER.