

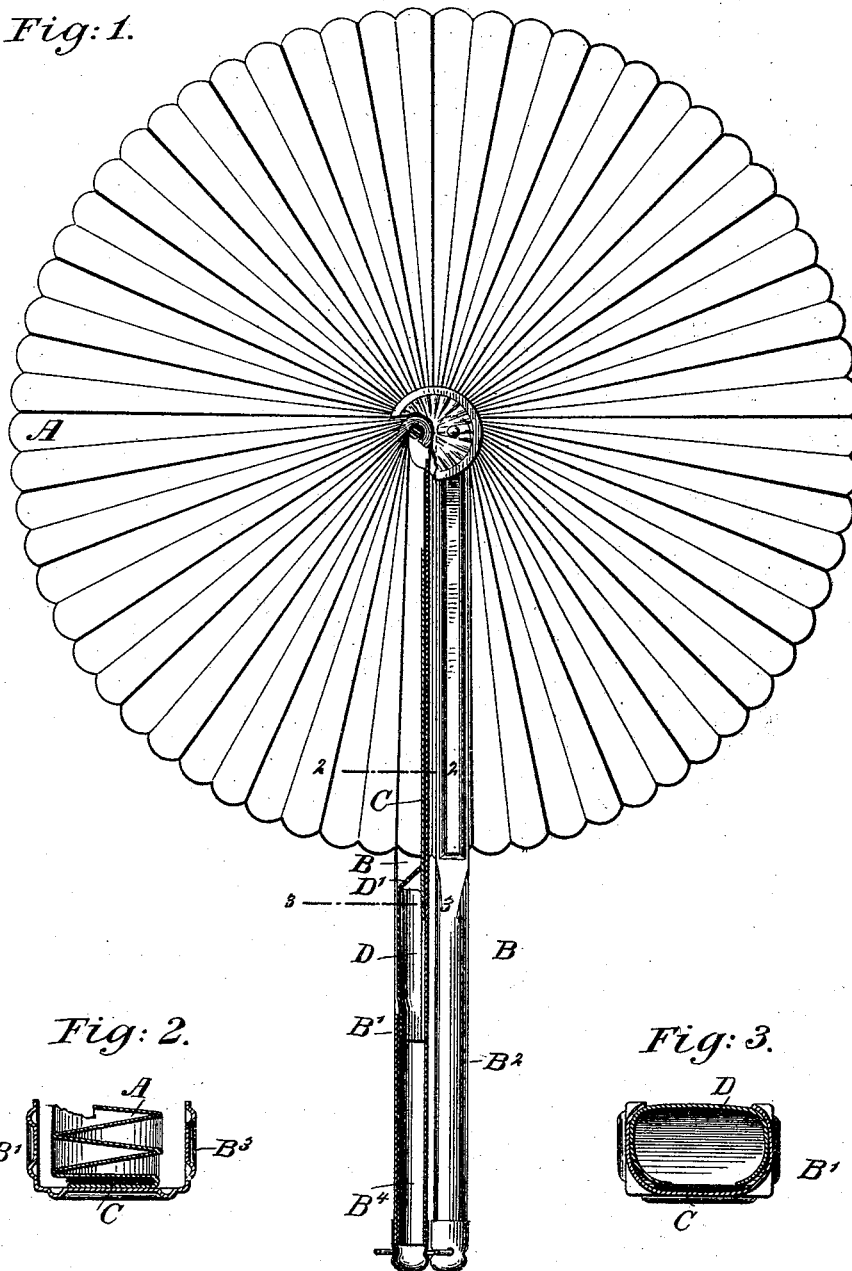
(No Model.)

H. SCHEUER.  
FAN.

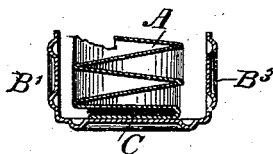
No. 494,032.

Patented Mar. 21, 1893.

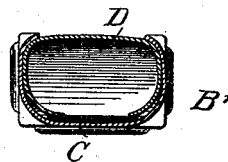
*Fig:1.*



*Fig: 2.*



*Fig: 3.*



**WITNESSES:**

John A. Rennie.  
C. Sedgewick

INVENTOR

A. Scheuer  
BY Munn & Co

*ATTORNEYS.*

# UNITED STATES PATENT OFFICE.

HERMAN SCHEUER, OF NEW YORK, N. Y.

## FAN.

SPECIFICATION forming part of Letters Patent No. 494,032, dated March 21, 1893.

Application filed January 7, 1893. Serial No. 457,610. (No model.)

### *To all whom it may concern:*

Be it known that I, HERMAN SCHEUER, of the city, county, and State of New York, have invented a new and Improved Fan, of which the following is a full, clear, and exact description.

The object of the invention is to provide a new and improved fan, which is simple and durable in construction and adapted to be readily opened and closed or securely and snugly folded.

The invention consists of certain parts and details, and combinations of the same, as will be hereinafter described and then pointed out in the claim.

Reference is to be had to the accompanying drawings, forming a part of this specification, in which similar letters of reference indicate corresponding parts in all the figures.

Figure 1 is a side elevation of the improvement with parts in section. Fig. 2 is an enlarged transverse section of one of the handles on the line 2—2 of Fig. 1; and Fig. 3 is a similar view of the same on the line 3—3 of Fig. 1.

The improved fan is provided with the folding web A made in circular form and attached at its middle to the handle B made in two sections B' and B<sup>2</sup>, as plainly shown in the drawings, the two sections being pivoted in the usual manner at the center of the web A. Each of the sections of the handle B is made of aluminum, so that the handle is very light and at the same time durable. Each of the handle sections is formed with a U-shaped frame B<sup>3</sup> into which one-half of the web A is adapted to fold and from this frame B<sup>3</sup> extends outwardly, the round part B<sup>4</sup> taken hold of by the operator in opening and closing the fan or in holding the same in an open or closed position.

Into the U-shaped frame B<sup>3</sup> of each of the

handle sections extends a wooden strip C on which is secured by a suitable glue or other means, the end of the folding web A. This wooden strip C projects beyond the edge of the web A, and is secured in place in the respective handle section by a suitable plug D fitted to the round part B<sup>4</sup> of the respective handle section and presses with its sides on the said wooden strip, as plainly shown in Figs. 1 and 3. The end D' of this plug D is bent inward onto the wooden strip C, as plainly shown in Fig. 1 so as to form an additional securing means for firmly holding the wooden strip C in position.

It is understood that the principal strain on the wooden strip C is near the outer end of the web A when the latter is opened, as shown in Fig. 1 and as the wooden strip is fastened at this outer end securely in place by the metallic plug D, as described, no difficulty whatever is experienced in holding the web in an open position. It is further understood that the inner ends of the web A cannot well be glued to metallic handle sections, as practice has shown that glue will not hold for any length of time in uniting a fabric with a metal.

Having thus fully described my invention, I claim as new and desire to secure by Letters Patent—

A fan comprising a circular folding web, a metallic handle made in sections, a wooden strip secured on each metallic handle section and connected with the end of the web, and a metallic block held in the handle section and clamping the wooden strip in place at its outer end, substantially as shown and described.

HERMAN SCHEUER.

Witnesses:

THEO. G. HOSTER,  
C. SEDGWICK.