

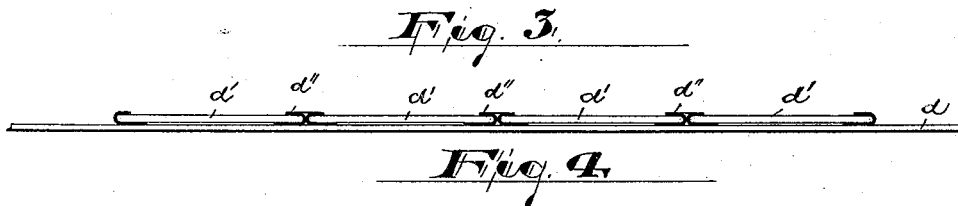
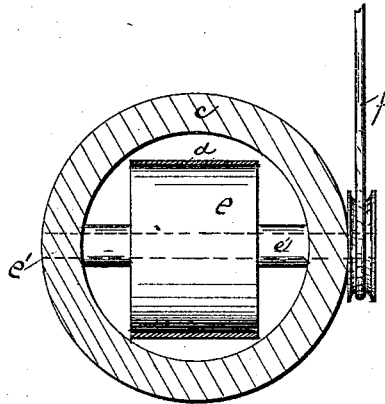
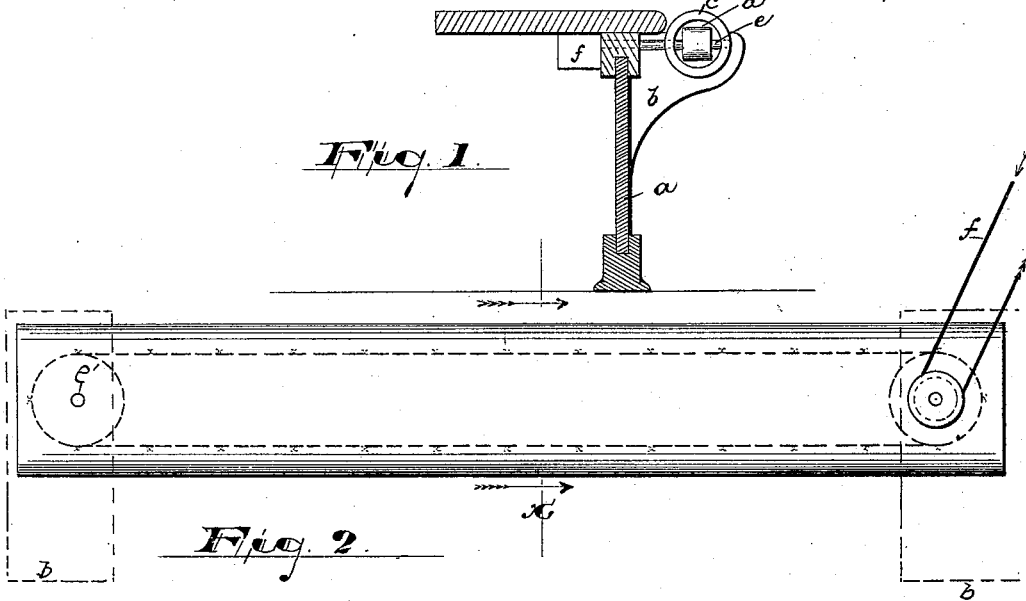
(No Model.)

W. R. P. CLARK.

ADVERTISING COUNTER GUARD FOR RAILS OR BARS.

No. 494,289.

Patented Mar. 28, 1893.



Witnesses

Oscar A. Michel  
Geo. S. Baldwin.

Inventor

*William Robert Payne Clark,*

By *Draket Co.* Atty's.

# UNITED STATES PATENT OFFICE.

WILLIAM ROBERT PAYNE CLARK, OF NEWARK, NEW JERSEY.

## ADVERTISING COUNTER-GUARD FOR RAILS OR BARS.

SPECIFICATION forming part of Letters Patent No. 494,289, dated March 28, 1893.

Application filed July 29, 1892. Serial No. 441,584. (No model.)

### *To all whom it may concern:*

Be it known that I, WILLIAM ROBERT PAYNE CLARK, a citizen of the United States, residing at Newark, in the county of Essex and State of New Jersey, have invented certain new and useful Improvements in Advertising Counter-Guard for Bars or Rails; and I do hereby declare the following to be a full, clear, and exact description of the invention, such as will enable others skilled in the art to which it appertains to make and use the same, reference being had to the accompanying drawings, and to letters of reference marked thereon, which form a part of this specification.

The object of this invention is to provide a novel advertising medium, to be used in connection with, or as a part of, a bar or counter in drinking and eating saloons, and the invention consists in the transparent leaning or supporting bar arranged forward of a counter to protect the same and having advertising cards therein and in the arrangements and combinations of parts, all substantially as will be hereinafter set forth and finally embodied in the clauses of the claim.

Referring to the accompanying drawings in which like letters indicate corresponding parts in each of the views, Figure 1 is a sectional view of a counter having my improvements. Fig. 2 is a front view of a leaning or supporting bar, having a belt on which the advertising cards are carried. Fig. 3 is a sectional view of the same taken on line *x*, and Fig. 4 is a detail portion of an endless belt showing, in edge view the means preferably employed for fastening the cards thereon.

In said drawings, *a* indicates an ordinary counter of an eating or dining saloon. *b* is a suitable bracket fixed upon said counter, in any suitable manner, and *c* is the ordinary leaning bar arranged on said bracket so as to protect the counter or its contents from damage or the person standing in front of said counter from grease, dirt or dampness on the surface of said counter and to allow the person standing in front of said counter to lean or rest thereon or be supported while eating or drinking, as will be understood. The said leaning bar is independent of the counter, having a space formed between, so that the person is held from direct contact with the outer edge thereof and his garments from be-

ing soiled by liquids or other matter that may lie thereon. Said bar, *c*, is preferably a glass tube, or series of glass tubes placed end to end, having therein an endless belt, *d*, arranged over rollers, *e*, having bearings in said tubes, or in the brackets at the ends thereof. The rollers are arranged on shafts, *e'*, connected with any source of power, such as the belt *f*, or a motor *f'*, arranged under the counter. Upon the belt are arranged metallic clips or card holders, *d''*, of suitable construction and within said holders are arranged cards, *a'*, having advertisements thereon and in some cases having interesting pictures such as those of actresses, views of matters and things occupying the popular thought, and the like, by means of which the eye of the person standing before the counter is attracted to the advertisement while eating or drinking. By means of the motor, *f* or *f'*, and the pulleys, *e*, the card carrying belt is made to travel longitudinally through the transparent bar, *c*, so that the locations of the cards are constantly changing and a greater number of persons thus enabled to view them.

I am aware that numerous changes may be made in the construction of the bar, *c*, and the arrangements of parts, and I do not wish to be understood as limiting myself to the exact constructions shown.

Having thus described the invention, what I claim as new is—

1. The combination with a counter, of a transparent tube arranged at the front of the counter and having a clear space between, and a belt carrying a series of advertising cards extending through the chamber in said tube, substantially as set forth.

2. The combination with the counter of a leaning bar and guard rail secured forward of said counter with a clear space between, a belt traveling through said rail or bar longitudinally and a motor for operating said belt, substantially as set forth.

3. The combination with a glass tube serving as a leaning or guarding bar or rail, brackets or supports for said bar or rail, of a belt extending through said tube and card holders carried by said belt and a motor for operating the said belt, substantially as set forth.

4. In combination with a glass tube arranged at the front of a counter, a belt, having card

holders, extending through said tube, substantially as set forth.

5 5. A leaning bar consisting of a tubular and transparent guard-rail through which extends a belt having advertisements thereon substantially as shown and described.

6. The leaning bar consisting of a tube inclosing a series of advertisements substantially as shown and described.

10 7. The leaning bar consisting of a hollow

tube having an endless and longitudinally movable belt having advertisements thereon, substantially as set forth.

In testimony that I claim the foregoing I have hereunto set my hand this 16th day of 15 July, 1892.

WILLIAM ROBERT PAYNE CLARK.

Witnesses:

OSCAR A. MICHEL,  
CHARLES H. PELL.