

(No Model.)

W. A. MARQUA.
PARASOL FOR BABY CARRIAGES.

No. 522,265.

Patented July 3, 1894.

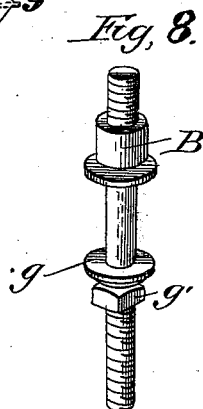
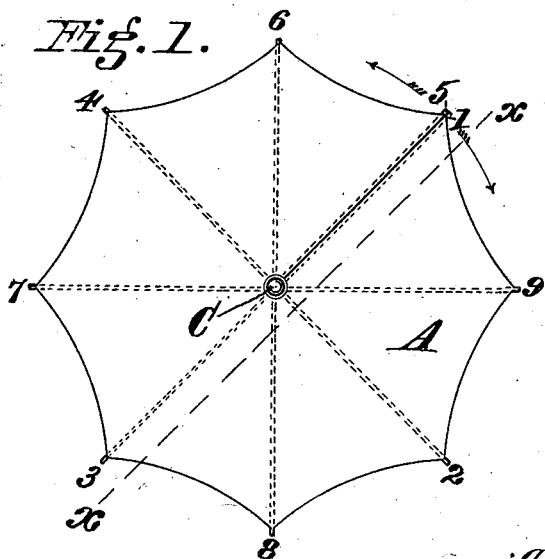


Fig. 4.

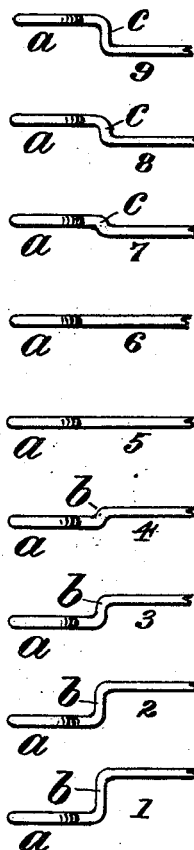
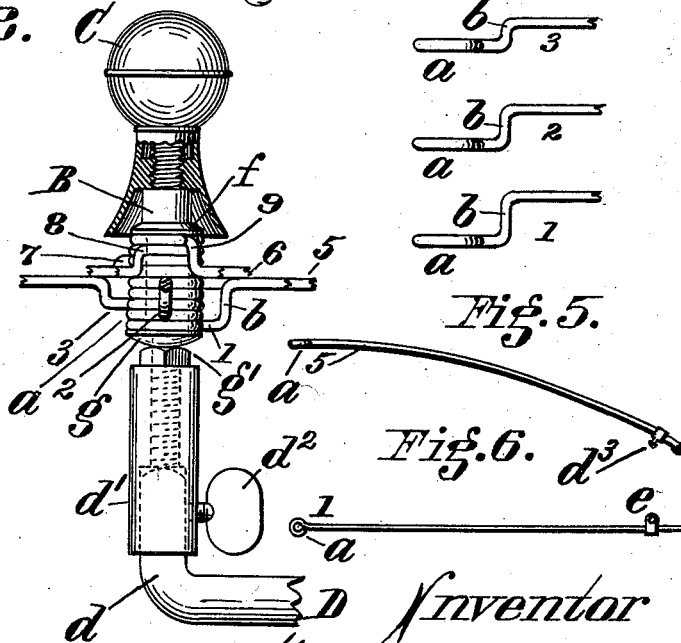
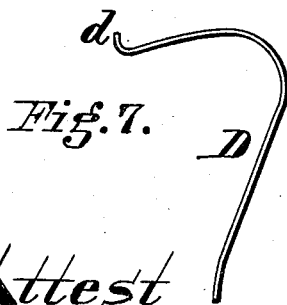
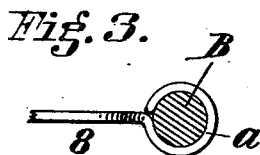


Fig. 2. C



Attest
L. M. Jones
L. Donegan

Inventor
William A. Marqua,
by John E. Jones,
his attorney.

UNITED STATES PATENT OFFICE.

WILLIAM A. MARQUA, OF CINCINNATI, OHIO.

PARASOL FOR BABY-CARRIAGES.

SPECIFICATION forming part of Letters Patent No. 522,265, dated July 3, 1894.

Application filed July 12, 1893. Serial No. 480,222. (No model.)

To all whom it may concern:

Be it known that I, WILLIAM A. MARQUA, a citizen of the United States, residing at Cincinnati, in the county of Hamilton and State of Ohio, have invented certain new and useful Improvements in Parasols, of which the following is a specification.

My invention relates more especially to parasols for baby-carriages, the novel features thereof being fully hereinafter described, and particularly pointed out in the claims.

In the accompanying drawings Figure 1 is a plan view of my parasol, shown open; Fig. 2, a full-size, broken, sectional elevation taken on line *xx* Fig. 1, with the cover omitted, and showing the parasol mounted on a broken-off neck of my peculiar form of supporting-arm; Fig. 3, a broken, sectional plan, showing one of my peculiar forms of parasol-ribs mounted on a stem or vertical axis, round which latter it swivels or turns in opening and closing; Fig. 4, a full vertical series of separated ribs used in my parasol, showing in regular numerical rotation or order the respective positions they assume on said axis, the latter, of course, being omitted, and the construction of each rib at its inner swivel-end; Fig. 5, an elevation of the end rib of my folding-series, which rib carries the hook or male-member of the fastening-device used for uniting both ends of said series, and the cover thereon; Fig. 6, a plan view of the rib at the other end of the series, forming a companion one for said rib seen in Fig. 5, and provided with an eye or socket for the engagement of said hook in fastening the series in an open or spread condition with the cover taut; Fig. 7, an elevation of my form of overhanging supporting rod or arm peculiarly adapted to my horizontally-folding parasol, and Fig. 8 is a view of the support or axis removed from its supporting tube.

A represents the cover made of any suitable flexible material; B, the stem or axis; and C, the detachable headed-cap, turned down to place on the upper threaded end of said stem to conceal the central portion of the cover and form an ornamental tip and handle for the parasol, as customary.

D represents an inverted-nose-shaped overhanging arm or rod having an upturned end

or neck *d*, for supporting the parasol over the seat of a baby-carriage, the lower end of the arm or rod engaging an ordinary universal-coupling, (not unnecessarily shown, as it is old and common,) on the back of the carriage, for securing the parasol at the desired position and angle.

d' is a coupling-tube having an upper, internal screw-thread engaging the threaded lower end of said stem B, and a socket or cavity in its lower end for engagement over said upturned end or neck *d* of the supporting-arm, a convenient set-screw *d''* being provided for securely attaching said lower socketed-end of the coupling in place on said arm D.

A circular series of ribs radiate from the stem, to receive and support the usual flexible cover. In the drawings, I have shown the number (eight) customarily used in parasols adapted to baby-carriages, one of them being really double, and at the point or radial split in the cover where the folding-break occurs, thus occasioning the use of nine single ribs. I have consecutively numbered each rib, from 1 to 9 inclusive, for convenience, beginning with the rib lying at one side said fold-break, and whose bearing loop or eye lies at the bottom of the series on the central stem, presently described: Each of the ribs has an eye or loop *a* at its inner end, taking over or encircling the body of stem B, which latter forms an axis therefor. Adjacent to the eye the rib is provided with two oppositely bent angles and a longer or shorter portion of the rib between said angles, whereby the eye and the main portion of the rib will each occupy a different plane, and when the eyes of all the ribs are placed one upon the other on the stem or support the main portions of the ribs will all occupy the same plane. I prefer to construct the ribs from strips of wire and permanently bend or curve them to the desired shape, Fig. 5 showing the curve customary in parasols for baby-carriages. I prefer also to construct the bearing eye or loop *a* at the inner end of each wire-rib integral therewith, both for simplicity and durability, and, as well therefore, economy. In applying the ribs, they are arranged in practically two tiers or planes, those numbered 1, 2, 3, 4, and 5, being in the lower plane, and the

remainder, those numbered 6, 7, 8, and 9 in the upper plane, the difference between said planes being insignificant and not in any wise interfering with or impairing the application of the cover A, in fact, one plane is immediately above the other without intervening space.

It will be seen by close reference to Figs. 2 and 4, especially the latter, that the ribs 1, 2, 3, and 4, are bent or angled upward at *b* adjacent their looped inner ends, and the ribs 7, 8, and 9, are bent or angled to the same degree downward at *c* adjacent their looped inner ends, the remaining ribs, 5 and 6, being constant or unbent at said looped inner ends.

In Fig. 1 I have shown by numerals, corresponding to those used in Fig. 4, the position of each rib in the circular series, the several bends or angles *b* and *c* adapting them to be turned to assume proper place in the formation of the folding-frame, and to arrange them in the said two planes, those, 1, 2, 3, and 4, in the same plane with rib 5, and those, 7, 8, and 9, in the same plane with rib 6. When the parasol is open or expanded, with the ribs and cover unfolded (so to speak), the two ends of said cover, containing the ribs 1 and 5 are brought into intimate contact to make a close joint, and held firmly but detachably closed by means of the hook and eye fastening located at the outer ends of said ribs 1 and 5, the hook or headed-pin *d*³ being mounted on said rib 5, and the eye *e* on said rib 1, (as best seen in Figs. 5 and 6.) The ribs are set in place on the stem with their respective bearing loops or eyes *a* lying between a shoulder or flange *f*, and a yielding-washer *g* and accompanying jam-nut *g'*, the latter engaging said lower threaded end of the stem to which the coupling-tube *d'* is attached, as before mentioned herein.

In operating my parasol, (the same being in place on the supporting-arm D,) the two ends of the cover, containing the ribs 1 and 5, are brought together, as aforesaid, forming a radial split or joint, and then closely locked, thereby drawing and maintaining the several loose sections of the cover, (lying between the other ribs,) taut and smooth, and, in general appearance, the same as parasols in general use. The action of drawing the said ends of the cover together causes the other ribs to simultaneously turn on their bearing-loops in a circular plane or line around the central, vertical stem or axis B, and thus each section of cover and its accompanying radial ribs are properly lodged in position in the parasol-circle.

To fold or close the parasol, all that is necessary is to disconnect the hook and eye fastening, which can, obviously, be very readily accomplished, and then the said opposite ends containing ribs 1 and 5 pressed or forced away from each other, thereby as they progress, forcing and gathering the other ribs and cover-sections together on the axis, until they

are brought into a close bunch or compass, which can be readily held compactly closed by means of the usual sliding-ring, (not unnecessarily shown,) or other suitable device.

It is obvious that I can use either straight or curved ribs in my parasol, if desired, and any desirable overhanging arm or rod provided to support the parasol over the child, but I prefer the several constructions herein shown and described, as the curved ribs are the most popular and pleasing to the eye, and the parasol, being supported over said arm, conceals the overhanging portion, as well also most of its vertical body from unsightly view.

It will be readily seen that the following excellent advantages exist in my construction of parasol over any heretofore in use, viz: No spreaders or accompanying runner are required, nor are they present to unnecessarily occupy space, the parasol being thus adapted to be more compactly closed and in much smaller compass, and is also somewhat lighter therefor; absence of spreaders obviates unnecessary strain on the silk or other cover, and enables the parasol to be brought down closer to the over-hanging arm for concealment and use; there also being no spreader-strain on the ribs, breakage, usually caused thereby, is of course, absent; no holes or punctures are necessary between ends in the ribs to weaken them, or entail extra trouble and expense in their manufacture; the ribs are easily removable for repairs; no strain on the cover, other than that requisite to make it smooth, thus prolonging the use thereof; as the parasol opens and closes horizontally, or circles around its axis in a clear space above the child, the points or ends of the ribs cannot come into damaging contact with the child's eyes, or other parts of the head and body generally, and, when closed, the parasol does not hang suspended in the child's face, nor in the way of the child's access to and from place in the carriage.

I claim—

1. A parasol rib consisting of a piece of material of suitable length and size, one end of which is provided with an eye and has two oppositely bent angles adjacent thereto, whereby the eye portion and the main portion of the rib will occupy different planes, so that when a number of such ribs, each having the portion of the rib between the two angles of a different length from the others, are placed with their eyes, one above the other, upon a central stem or support, the main portions of all the ribs will occupy the same horizontal plane, substantially as set forth.

2. In a parasol, the combination, with a central stem or axis, of a series of radial ribs swiveled thereon, each of which ribs has an eye at its inner end, certain of said ribs each having two oppositely bent angles adjacent to the eye, the portions of the different ribs between the two angles being of different lengths whereby when said eyes are placed

one above the other upon a stem, the main portions of all of the ribs will lie in the same plane, substantially as set forth.

3. In a parasol, the combination, with a central stem or axis, of a series of radial ribs swiveled thereon, each of which ribs has an eye at its inner end, and certain of said ribs each having two oppositely bent angles adjacent to the eye, the portions of the different ribs between the two angles being of different length, whereby when the eyes are placed one above the other upon a stem, the main portions of all of the ribs will lie in the same plane, a radially split cover upon said ribs, and means for securing the cover and the ribs in an expanded or open position, substantially as set forth.

4. In a parasol, the combination with a central stem or axis, of a series of radial ribs swiveled thereon, each having an eye at its inner end, and certain of said ribs each having two oppositely bent angles adjacent to the eye, and the remainder of said ribs being straight, the angled ribs being arranged in

two sets, one above and the other below the straight ribs, the portions of the different ribs of each set between the two angles being of different lengths, and the angled portions of the two sets of ribs being arranged oppositely to each other, whereby when the eyes of the ribs are placed upon the stem, one above the other, the main portions of the ribs of each set will occupy the same horizontal plane, substantially as set forth.

5. In a parasol, the combination, with a support or axis, the upper end of which is shouldered and the lower end is screw-threaded, of a series of ribs swiveled upon the support, a yielding washer below the ribs, a jam nut below the washer, and a screw-threaded tube for the reception of the end of the support below the jam nut, substantially as set forth.

In testimony of which invention I have hereunto set my hand.

WILLIAM A. MARQUA.

Witnesses:

H. H. VON SEGGERN,
JOHN E. JONES.