

(No Model.)

C. W. LAUBIN.
TROUSERS STRETCHER.

No. 522,991.

Patented July 17, 1894.

FIG. 1 -

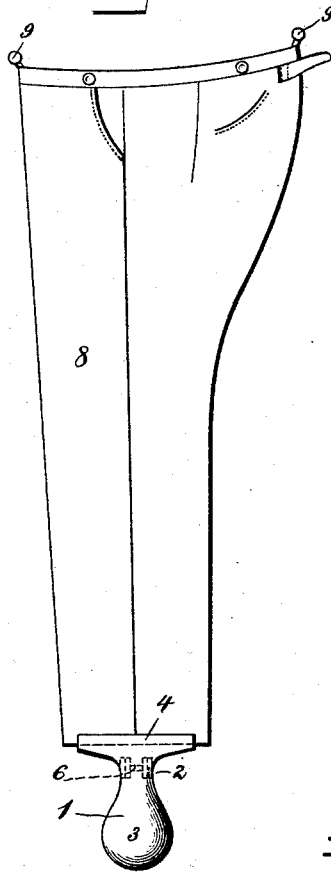


FIG. 2 -

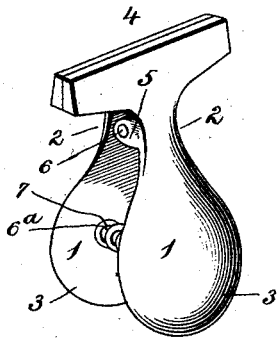
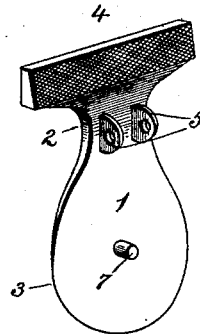


FIG. 3 -



WITNESSES

Edw. S. Duwall, Jr.
W. J. G. Duwall

INVENTOR:

C. W. Laubin
By *W. J. G. Duwall* Attorney

UNITED STATES PATENT OFFICE.

CHARLES WILLIAM LAUBIN, OF MERIDIAN, MISSISSIPPI.

TROUSERS-STRETCHER.

SPECIFICATION forming part of Letters Patent No. 522,991, dated July 17, 1894.

Application filed April 4, 1894. Serial No. 506,248. (No model.)

To all whom it may concern:

Be it known that I, CHARLES WILLIAM LAUBIN, a citizen of the United States, residing at Meridian, in the county of Lauderdale and State of Mississippi, have invented certain new and useful Improvements in Trousers-Stretchers; and I do hereby declare the following to be a full, clear, and exact description of the invention, such as will enable others skilled in the art to which it appertains to make and use the same.

My invention relates to improvements in trousers stretchers, the objects in view being to provide a stretcher so constructed as to efficiently perform its intended function, that will secure the best result, and which may be readily applied to the trousers.

With these and other objects in view my invention consists in certain features of construction hereinafter specified and particularly pointed out in the claim.

Referring to the drawings:—Figure 1 is a general view of a pair of trousers, the same having applied thereto stretchers embodying my invention. Fig. 2 is an enlarged detail perspective of the stretcher. Fig. 3 is a similar view of one of the members.

Like numerals of reference indicate like parts in all the figures of the drawings.

In practicing my invention I produce, preferably from cast iron, a pair of members 1, the same at an intermediate point being preferably reduced or made narrow as at 2. The lower ends of these members are enlarged forming weighted ends 3, which are produced by a gradual swelling of the members. The upper ends of the members are widened and terminate in jaws 4, which oppose each other. The inner faces of the members are flat and are provided with integral lugs 5, which by means of a transverse pintle 6 serve to pivot the members together. The upper ends of the jaws may be closed and secured in such position by any desired means, and in the present instance for this purpose I interpose a coiled or other spring 6^a, the ends of the coil being set over studs 7, with which the faces of the members are provided. This completes the stretcher, which it will be observed is the embodiment of simplicity and cheapness.

The weight is preferably from four to five pounds, such being sufficient for the purpose, though of course it may be varied, as may also the general style or design of the stretcher.

In use the trousers 8, are folded preferably in the position desired and the waistband at opposite ends or sides suspended from suitable nails 9 or other suspension devices, after which the legs of the trousers are brought together and the clamp opened at its jaw portion, which is accomplished by a compression of its lower end against the tension of its spring, and the said jaws are introduced over the legs, after which they are liberated and are closed by the spring, thus clamping the trousers securely.

If desired, the jaws may as shown be slightly roughened, but such is not necessary to the successful operation of my invention. Of course, in stretching a pair of trousers a single stretcher will suffice or two stretchers may be employed, all of which I contemplate as being within my invention. It is also designed and preferred to make the jaws of sufficient width to correspond with the width of legs of the trousers, so that the entire texture or fabric from which the trousers are formed is subjected to the same strain, the weight being sufficient to eradicate from the trousers all bagging at the knees and maintain them in a fresh and presentable condition.

Having described my invention, what I claim is—

The herein described improved trousers stretcher, the same consisting of two metal clamping members pivoted between their ends, the upper ends of said members terminating in jaws approximating in width and adapted to clamp a trousers leg or legs, and their lower ends being enlarged to form integral weights, and means for closing the jaws and clamping them upon the legs, substantially as specified.

In testimony whereof I affix my signature in presence of two witnesses.

CHARLES WILLIAM LAUBIN.

Witnesses:

J. M. WILSON,
E. L. CARTER.