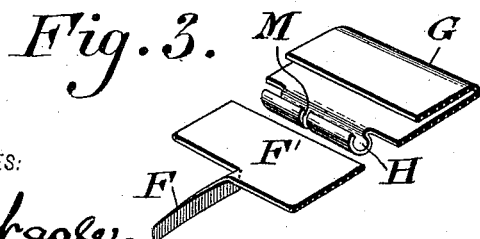
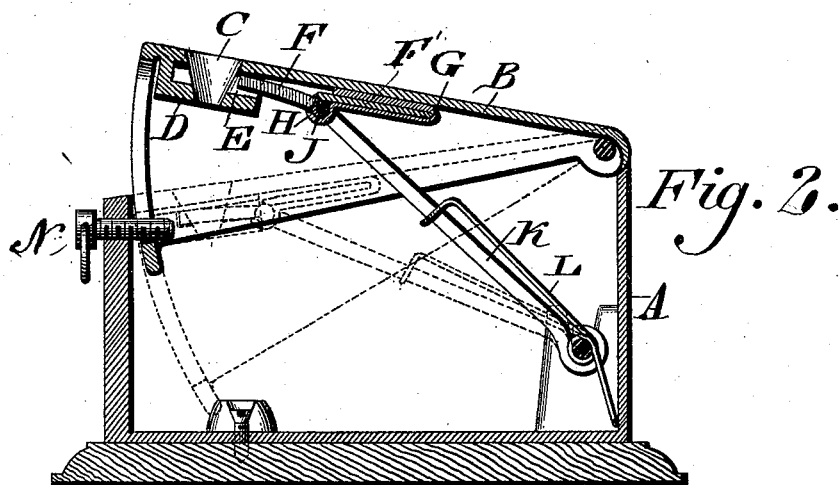



(No Model.)

C. HORN.  
CIGAR PIERCER.

No. 523,858.

Patented July 31, 1894.



WITNESSES:

P. F. Hagler.  
L. Douville.

INVENTOR  
Christian Horn  
BY *John A. Diersheim*  
ATTORNEY.

# UNITED STATES PATENT OFFICE.

CHRISTIAN HORN, OF PHILADELPHIA, PENNSYLVANIA.

## CIGAR-PIERCER.

SPECIFICATION forming part of Letters Patent No. 523,858, dated July 31, 1894.

Application filed September 1, 1893, Serial No. 484,541. (No model.)

*To all whom it may concern:*

Be it known that I, CHRISTIAN HORN, a citizen of the United States, residing in the city and county of Philadelphia, State of Pennsylvania, have invented a new and useful Improvement in Cigar-Piercers, which improvement is fully set forth in the following specification and accompanying drawings.

My invention consists of a cigar piercer formed of novel parts as hereinafter described and claimed.

Figure 1 represents a perspective view of a cigar piercer embodying my invention. Fig. 2 represents a longitudinal vertical section thereof. Fig. 3 represents a perspective view of a detached portion.

Similar letters of reference indicate corresponding parts in the several figures.

Referring to the drawings: A designates the casing of the device, and B designates an oscillating cap or plate which is mounted thereon, and formed with an opening C for the reception of a cigar tip to be pierced.

D designates a socket piece which is cast with or otherwise secured to the inner side of the plate B, and communicates with the opening C, it having a slot E in its side, above the bottom thereof at or about a right angle to the opening in said socket piece, for the entrance of the piercing implement F, which is of the form of a blade, and may be that of a pin, the same projecting from the plate F' which is inserted in a carrier G, which is formed of a bent piece of material, one limb of which has an ear H to receive the cross bar J of a swinging arm K, as the bearings for said carrier, said arm being mounted in the casing A, and pressed upwardly by the spring L, whereby the carrier G owing to the plate F' and blade F is held properly in contact with the plate B, it being noticed that said carrier and blade ride on said head as the latter is raised and lowered.

In the ear H is a slot M, in which is fitted the heel end of the piercer F, whereby the latter is prevented from displacement from the carrier, and said piercer is integral with the plate, being cut from the same and bent therefrom, as will be seen in Fig. 3, whereby it is of strong and inexpensive construction.

It will be seen that when a cigar tip is inserted in the opening C and socket D, the plate B may be depressed, whereby the car-

rier is advanced and the piercer F driven through the cigar above the point or tip, thus piercing the same and placing it in condition for smoking without having severed the tip. When the plate is let-go, the piercer recedes and the cigar may be removed, it being noticed that the piercer is guided in its motions by the walls of the opening or slot E, in the socket D.

By having the plate F' with the piercing blade F formed separately from the rest of the mechanism, said blade may be readily removed for purposes of sharpening, &c. This removal of the piercer is readily effected by properly rotating the screw N, which is primarily inserted through the front of the casing into a slot in the cap B, so that the latter can be raised clear of the casing. The piercer may then be withdrawn from the carrier.

Having thus described my invention, what I claim as new, and desire to secure by Letters Patent, is—

1. A cigar piercer consisting of a casing, an oscillating cap mounted thereon and having an opening therein, a swinging arm in said casing with a detachable carrier thereon, means for holding said carrier in contact with said cap, and a removable plate in said carrier having a projecting blade, said carrier being in contact with said cap, said parts being combined substantially as described.

2. In a cigar piercer, a casing, an oscillating cap mounted thereon and having a cigar tip opening therein, an arm pivoted in said casing, a carrier pivoted on said arm, a removable plate in said carrier having a projecting blade, a spring controlling said arm, and means substantially as described for limiting the upward movement of said cap, said cap bearing on said carrier, and said parts being combined substantially as described.

3. In a cigar piercer, a casing, an oscillating cap mounted thereon, and provided with an opening for the cigar tip, a plate with a projecting piercer, a spring-controlled swinging arm having a cross bar, and a carrier having a slotted ear mounted on said bar, said plate being attached to said carrier, and the parts combined substantially as described.

CHRISTIAN HORN.

Witnesses:

JOHN A. WIEDERSHEIM,  
A. P. JENNINGS.