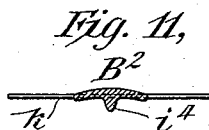
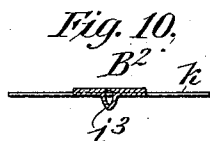
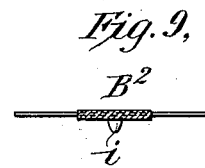
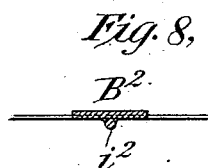
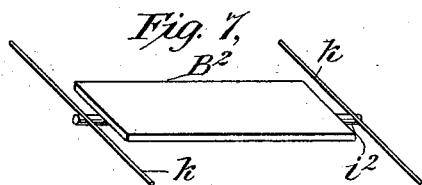

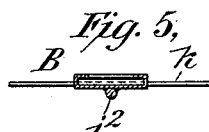

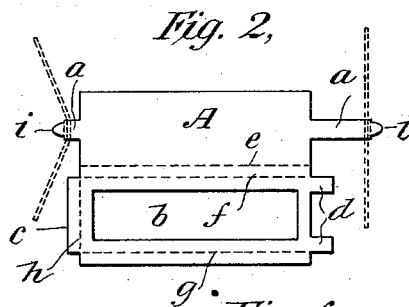
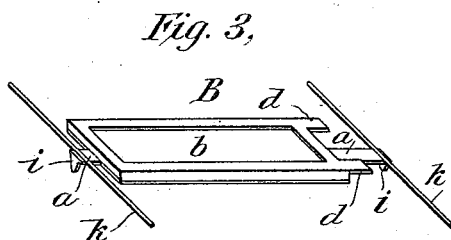
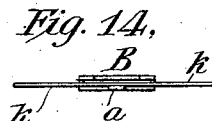
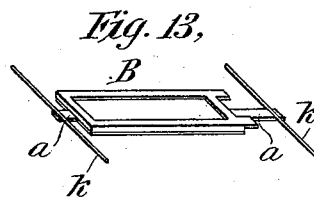
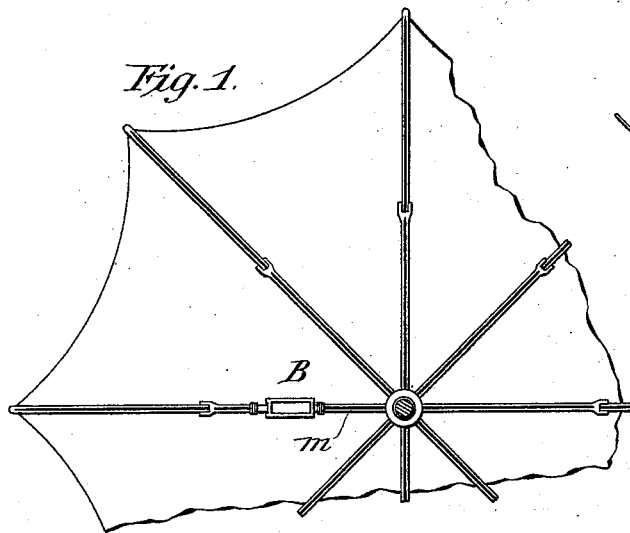


(No Model.)

H. DE C. HAMILTON.
IDENTIFICATION ATTACHMENT FOR UMBRELLAS.

No. 525,415.

Patented Sept. 4, 1894.



Witnesses
C. E. Ashley
H. W. Lloyd.



H. de C. Hamilton, Inventor
By his Attorneys
Wilcox, Parkley & Broder.

UNITED STATES PATENT OFFICE.

HUGH DE C. HAMILTON, OF SOUTH ORANGE, NEW JERSEY.

IDENTIFICATION ATTACHMENT FOR UMBRELLAS.

SPECIFICATION forming part of Letters Patent No. 525,415, dated September 4, 1894.

Application filed June 11, 1894. Serial No. 514,209. (No model.)

To all whom it may concern:

Be it known that I, HUGH DE C. HAMILTON, a citizen of the United States, and a resident of South Orange, in the county of Essex and State of New Jersey, have invented certain new and useful Improvements in Identification Attachments for Umbrellas, of which the following is a specification.

The object of this invention is to provide for the identification of lost umbrellas, parasols and other property, and consists of a card holder or address plate of convenient size provided with wings parallel thereto to which the means for attaching the holder or plate to the ribs or braces of the umbrella are attached or with which said means are integral. Preferably the holders or plates or said wings are provided with one or more lugs or projections for engaging the rib or brace to lock the holder or plate against turning thereon. These locking lugs may be integral with the holders or plates or be secured thereto in any suitable way.

Figure 1 is a view of the frame of an umbrella or the like, with the invention applied thereto. Fig. 2 is a side view of a blank for one form of the invention. Fig. 3 is a perspective view of a card-holder formed from the said blank. Fig. 4 is a cross-sectional view of the said holder, showing also the U-rib or brace of the so-called paragon frame. Figs. 5 and 6 are likewise views showing other means for preventing the turning of the holder or the rib. Figs. 7, 8, 9, 10, 11 and 12 are like views of modifications. Figs. 13 and 14 are perspective and end-views of a modification. Fig. 15 is an end view of a modification adapted to embrace the sides of a brace or rib to prevent turning thereon.

In carrying out this invention in its preferred form I proceed as follows:—From a sheet or plate of thin metal a blank A of rectangular form and having the wings *a* at opposite ends thereof is cut away longitudinally as at *b*, and is provided with the lip *c* opposite one end of the cut-away portion *b*, and with two card-holding lugs *d* at the opposite end of said cut-away *b*. This blank A is then bent or folded upon the lines *e*, *f*, *g*, *h* to form the box-shaped card-holder B, shown in Fig. 3. The locking lugs *i* of the wings *a* are bent down or back, as in Fig. 3, and soft wires *k*

are soldered upon the tops or fronts of these wings *a*, and the holder is ready for fastening to the umbrella or what not. The name and address card is inserted, with or without a protecting facing of transparent material, as celluloid, mica, glass or the like, in the holder B, and the card holding lugs *d* are turned down to hold the same in place. In affixing the holder to the umbrella, the lugs *i* are placed in the groove of a rib or brace *m* of the so-called paragon umbrella frame, the wires *k* are then wrapped about the said rib or brace, and the identification means are securely attached thereto. The wings *a* and their locking lugs *i* may be replaced by the wire 12 soldered to the back of the holder, see Fig. 5, or the metal of the holder may be corrugated or ribbed as at *i*³, see Fig. 6, for the same purpose. In case an engraved plate B² is used for the name and address, the same may have wire *i*² soldered thereto or be provided with wings *a* and a lug or lugs *i*; or it may be provided with corrugation or rib *i*³ integral therewith, the plate in the last form, see Fig. 10, being made by corrugating a plate at its middle and bringing the edges of the corrugation together. The plate B² may be formed with a rib *i*⁴ on its back, see Fig. 11, or it may be formed by bending a plate, as in Fig. 12, to leave one or both edges thereof in the shape of a flange or lug *i*⁵ to engage with the grooved rib.

In that form of the invention shown in Figs. 13 and 14, the locking lugs *i* are omitted, the flat wings *a* being relied upon in conjunction with a flat surface on the rib or brace to prevent the turning of the holder.

It is not essential that the locking lugs *i* or described equivalents shall be inside the grooved rib or brace, as there may be two such lugs *i*⁶, see Fig. 15, which embrace a rib, preferably flattened for the purpose, to prevent the turning of the holder or plate. I may remark that, in this last form of the invention, the end of the lugs *i*⁶ may be bent around the rib to hold it thereon; this dispenses with the wires *k*.

Other changes than those enumerated may be made in the details of the invention without departing from the spirit thereof.

The described constructions furnish a neat, compact and convenient attachment which is

hidden inside the umbrella or parasol when closed, and which is practically invisible to any but the person carrying the same when the umbrella is in use.

5 Having thus fully described my invention, what I claim as new, and desire to secure by Letters Patent, is—

1. A card-holder or address plate having wings parallel thereto, and clamping devices
10 on said wings for attaching the holder to a rib or brace of an umbrella or parasol, substantially as described.

2. A card-holder or address plate having wings parallel thereto, lugs on said wings for
15 engaging within the grooved rib or brace of an umbrella frame to prevent turning thereon, and clamping devices on said wings for attaching the holder or plate to the rib or brace, substantially as described.

20 3. A card-holder or address plate having means integral therewith adapted to engage within the groove of a rib or brace of an umbrella or parasol frame to keep it from turning thereon, and wires rigidly attached to said

means for engaging the outside of said rib or
brace for attaching the holder or plate there-
to, substantially as described. 25

4. A card-exposing-holder of box form open at one end, lugs thereon at said end adapted to be bent over to hold a card in place, means
30 on said holder for engagement within the groove of an umbrella rib or brace to prevent the holder from turning thereon, and means on said holder for engaging the outside of said rib or brace to attach the holder thereto, 35 substantially as described.

5. A card-holder having wings *a* parallel thereto, locking lugs *i* on said wings, and wires
40 *k* on said wings *a*, whereby the holder may be fastened to a rib or brace of an umbrella, substantially as described.

Signed at New York, in the county of New York and State of New York, this 9th day of June, A. D. 1894.

HUGH DE C. HAMILTON.

Witnesses:

R. W. BARKLEY,
PAUL WILCOX.