

(No Model.)

C. PEACOCK.
GARMENT HOLDER.

No. 526,789.

Patented Oct. 2, 1894.

Fig. 1.

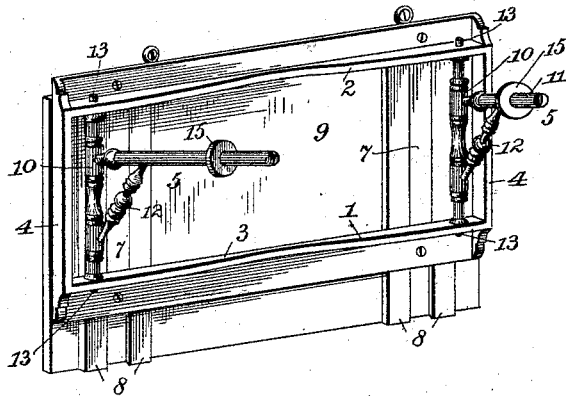


Fig. 2.

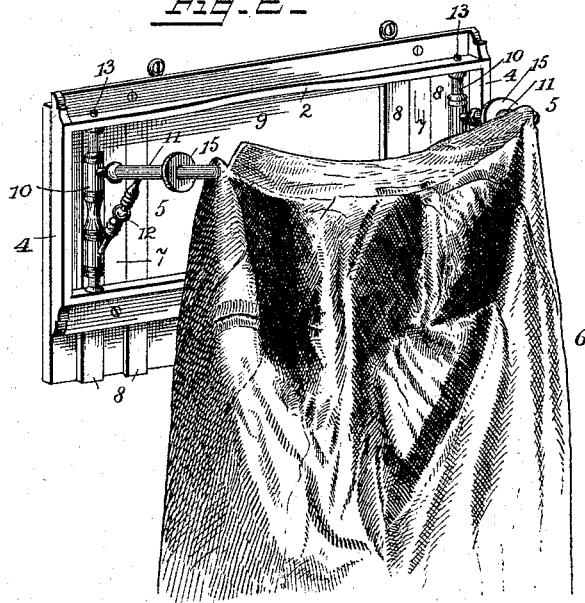


Fig. 3.

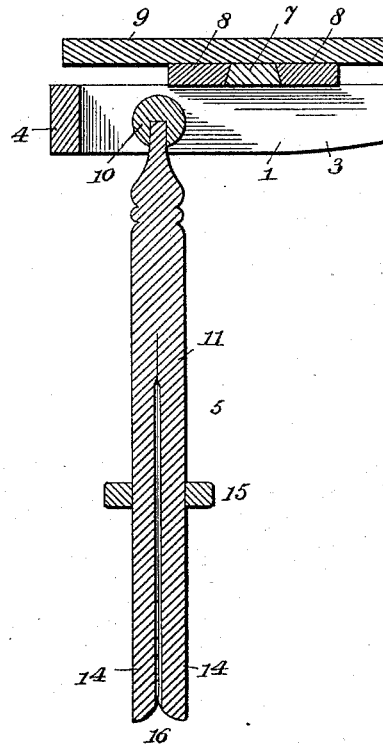
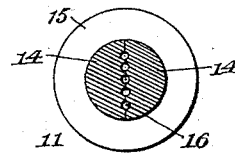


Fig. 4.



Inventor

Witnesses

Chas. H. Curand,
J. F. Riley

By his Attorneys.

Christopher Peacock

C. A. Snow & Co.

UNITED STATES PATENT OFFICE.

CHRISTOPHER PEACOCK, OF NORTH ANDOVER, WISCONSIN.

GARMENT-HOLDER.

SPECIFICATION forming part of Letters Patent No. 526,789, dated October 2, 1894.

Application filed January 31, 1894. Serial No. 498,638. (No model.)

To all whom it may concern:

Be it known that I, CHRISTOPHER PEACOCK, a citizen of the United States, residing at North Andover, in the county of Grant and State of Wisconsin, have invented a new and useful Garment-Holder, of which the following is a specification.

The invention relates to improvements in garment holders.

The object of the present invention is to provide a device, adapted to hold an overcoat, or other garment in position to enable a person to put the same on readily, and capable of vertical adjustment to suit different sizes of persons and adapted to release a coat or other garment automatically.

The invention consists in the construction and novel combination and arrangement of parts hereinafter fully described, illustrated in the accompanying drawings and pointed out in the claim hereto appended.

In the drawings—Figure 1 is a perspective view of a garment holder constructed in accordance with this invention. Fig. 2 is a similar view, an overcoat being applied to the same. Fig. 3 is a horizontal sectional view of one side of the holder. Fig. 4 is a detail sectional view of the jaws of one of the brackets.

Like numerals of reference indicate corresponding parts in all the figures of the drawings.

1 designates a rectangular frame composed of top and bottom pieces 2 and 3 and ends 4, and having journaled in it brackets 5, adapted to hold an overcoat 6. The rectangular frame is provided with vertically disposed slides 7, arranged in ways 8 of a back or other suitable support 9, and adapted to move up and down in said ways to adjust the overcoat to the desired position to suit the convenience of the wearer in putting on the same.

Any suitable means may be employed for positively securing the sliding frame in its adjustment; but by the particular construction of the brackets, a garment being held at the outer ends thereof, sufficient friction or binding of the parts will be produced to hold the frame.

Each bracket 5 consists of a vertical bar 10, a horizontal arm 11, and an inclined brace 12 supporting the arm, and extending upward and outward from the lower portion of the vertical bar. The ends of the vertical bar are rounded to form journals 13, and are

arranged in suitable bearings, openings or perforations of the top and bottom bars 2 and 3 of the rectangular frame 1.

The horizontal arm 11 consists of two slightly separable jaws 14, adapted to be spread sufficiently to receive an overcoat or other outer garment, and provided with a sliding clamping ring or sleeve 15, adapted when moved outward on the horizontal arm to force the jaws together to create the desired pressure on an overcoat or other garment.

The outer edges or lapels of the coat 6 are fitted between the jaws 14 of the arms at a point directly below the coat collar; and the jaws are provided with longitudinal grooves and ridges or ribs 16, adapted to prevent a coat from slipping downward, but capable of enabling the same to be readily pulled outward from between the jaws after the coat has been put on, whereby the coat is automatically released as the wearer walks away from the holder.

It will be seen that the garment holder is simple and comparatively inexpensive in construction, that it is adapted to hold in a convenient position an overcoat or similar garment to enable the wearer to put it on readily, and that it is adapted to be adjusted vertically to suit a short or tall person.

Changes in the form, proportion, and the minor details of construction may be resorted to without departing from the principle or sacrificing any of the advantages of this invention.

What I claim is—

A garment holder comprising a frame having parallel top and bottom pieces provided at the ends with bearings, horizontally swinging vertically disposed brackets mounted on the frame and provided with vertical bars journaled in said bearings and having horizontal arms split to form outward extending jaws having on their inner opposed faces longitudinal ribs and grooves, and clamping sleeves arranged on said arms substantially as and for the purpose described.

In testimony that I claim the foregoing as my own I have hereto affixed my signature in the presence of two witnesses.

CHRISTOPHER PEACOCK.

Witnesses:

JOHN H. C. SNECLODE,
LEWIS KRANT.