

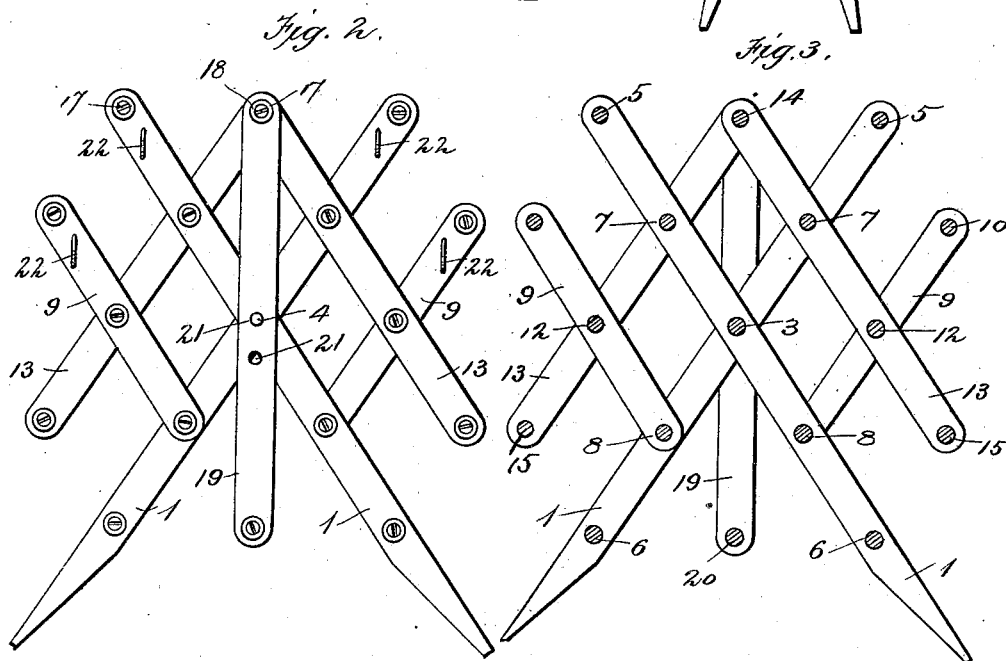
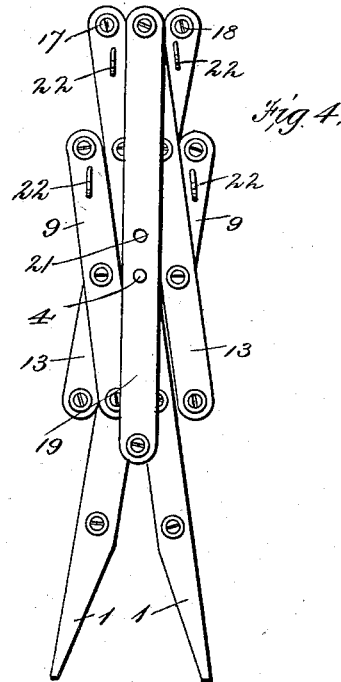
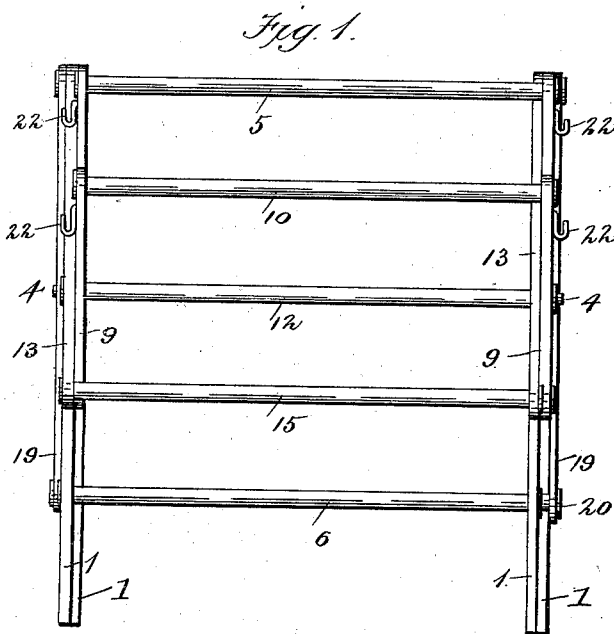
No. 647,299.

Patented Apr. 10, 1900.

L. GATES.  
CLOTHES RACK.

(Application filed Sept. 8, 1899.)

(No Model.)



WITNESSES:  
*Frank L. Ourand*  
*Jo. L. Coombs*

INVENTOR:  
*Lewis Gates*  
BY  
*Louis Pappas & Co.*  
ATTORNEYS.

# UNITED STATES PATENT OFFICE.

LEWIS GATES, OF CHILLICOTHE, OHIO.

## CLOTHES-RACK.

SPECIFICATION forming part of Letters Patent No. 647,299, dated April 10, 1900.

Application filed September 8, 1899. Serial No. 729,805. (No model.)

*To all whom it may concern:*

Be it known that I, LEWIS GATES, a citizen of the United States, residing at Chillicothe, in the county of Ross and State of Ohio, have  
5 invented new and useful Improvements in Clothes-Racks, of which the following is a specification.

My invention relates to folding clothes-racks; and its object is to provide an improved construction of the same which will  
10 allow a large quantity of clothes to be hung thereon and which when not in use can be folded so as to occupy but little space.

The invention consists in the novel construction and combination of parts hereinafter fully described and claimed.

In the accompanying drawings, Figure 1 is a side elevation of a clothes-rack constructed in accordance with my invention, the same  
20 being shown opened. Fig. 2 is an end elevation of the same. Fig. 3 is a central vertical section. Fig. 4 is an end view, the rack being shown folded.

In the said drawings the reference-numeral  
25 1 designates four legs arranged in pairs at each end of the rack and forming the supports thereof. These legs at each end cross each other and are connected by a longitudinal rod 3, formed at each of the ends with pins or  
30 journals 4, which pass through holes in said legs and form the pivots of the latter. Said legs at the upper and lower ends are connected together by longitudinal rods 5 and 6 and are also provided intermediate their ends  
35 with rods 7 and 8. Pivottally connected with the legs by means of bars 8 are the lower ends of bars 9, which are connected together at the upper ends by bars 10. They are also connected intermediate their ends by rods 12 and  
40 at the lower ends by the rods 8 of the legs. Pivottally connected with said bars 9 and also to the legs are bars 13, which converge at their upper ends and are pivottally connected at said ends by a rod 14. The lower ends of  
45 said bars are connected by rods 15. All of said rods may be used to hang clothes on, and

all except the central one, which forms the pivot for the legs, have their ends reduced and passed through holes in the different bars and are secured thereto by washers 17 and  
50 screws 18.

Pivottally connected with the upper ends of bars 13 are vertical straps 19, connected together at the lower ends by a rod 20. These straps are formed intermediate their ends  
55 with holes 21, one above the other, with which are adapted to be engaged the reduced ends of the rod 3.

In use the rack is opened, as seen in Figs. 1, 2, and 3, the upper holes in the straps being engaged by the said ends of rod 3. To  
60 fold the rack, the straps are disengaged from the rod 3, and the lower ends of the legs and the bars connected with the legs forced inwardly, so as to occupy the position shown in  
65 Fig. 4. The straps will now spring inwardly, and the lower holes thereof will be engaged by the ends of the rod 3, whereby the rack will be held in its folded position. The rack  
may also be provided with hooks 22, if desired, from which to hang articles of clothing.  
70

Having thus fully described my invention, what I claim is—

In a clothes-rack, the combination with the legs arranged in pairs and crossing each other  
75 and the rod having pivots passing through said crossed legs and the rods connecting said legs, of the bars pivoted to the legs, the bars pivoted thereto and to the legs and converging at the upper ends and the connecting-  
80 rods, of the elastic straps pivoted to the upper ends of said converging bars formed with holes intermediate their ends and the rod connecting the said straps at their lower ends, substantially as described.  
85

In testimony whereof I have hereunto set my hand in presence of two subscribing witnesses.

LEWIS GATES.

Witnesses:

T. S. HANSON,  
ELIJAH CUTRIGHT, Jr.