

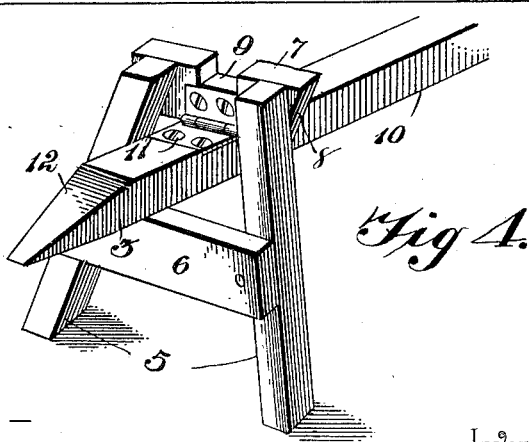
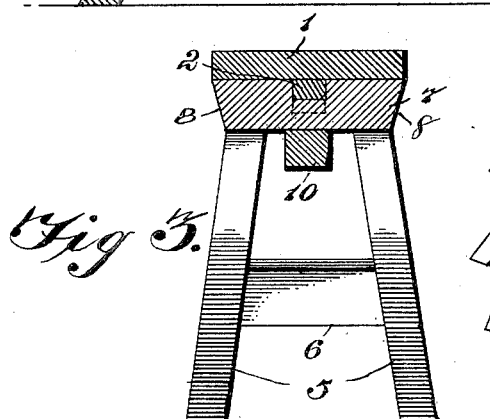
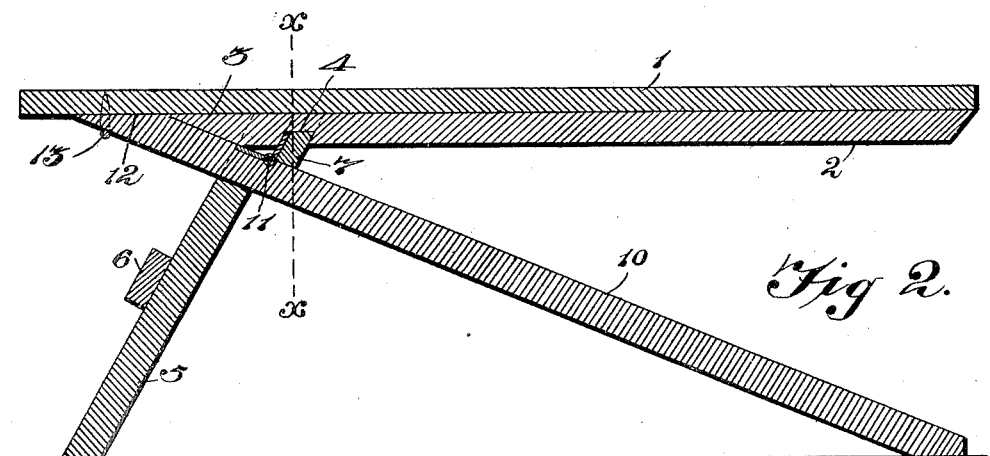
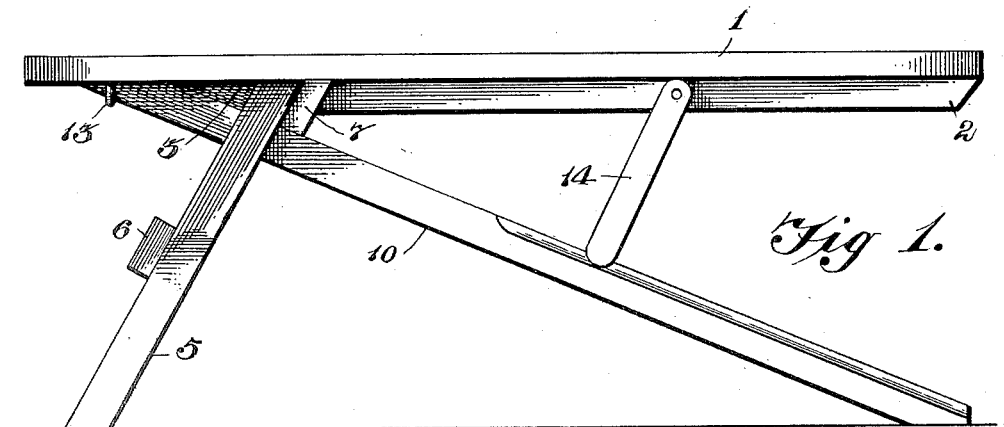
No. 647,593.

Patented Apr. 17, 1900.

J. B. BEACHAM.
IRONING TABLE.

(Application filed Oct. 24, 1899.)

(No Model.)



Witnesses

John Maupin.
C. L. Shepard.

By *hys* Attorneys, J. B. Beacham,

Cashow & Co.

Inventor

UNITED STATES PATENT OFFICE.

JOHN BRANDON BEACHAM, OF HAMILTON, TEXAS, ASSIGNOR TO W. M. HALPAIN, OF SAME PLACE.

IRONING-TABLE.

SPECIFICATION forming part of Letters Patent No. 647,593, dated April 17, 1900.

Application filed October 24, 1899. Serial No. 734,638. (No model.)

To all whom it may concern:

Be it known that I, JOHN BRANDON BEACHAM, a citizen of the United States, residing at Hamilton, in the county of Hamilton and State of Texas, have invented a new and useful Ironing-Table, of which the following is a specification.

This invention relates to ironing boards or tables, and has for its object to provide an improved device of this character which may be folded into compact form when not in use and also may be readily assembled and set up. Furthermore, it is designed to firmly interlock the parts of the device in the set-up position thereof, so as to provide a rigid and durable structure and at the same time permitting of the parts being readily separated for folding into a comparatively-small bundle or for any other purpose.

To these ends the present invention consists in the novel combination and arrangement of parts, as will be hereinafter more fully described, shown in the accompanying drawings, and particularly pointed out in the appended claims, it being understood that changes in the form, proportion, size, and minor details may be made within the scope of the appended claims without departing from the spirit or sacrificing any of the advantages of the invention.

In the drawings, Figure 1 is a side elevation of an ironing-table constructed in accordance with the present invention. Fig. 2 is a longitudinal sectional view thereof. Fig. 3 is a transverse sectional view taken on the line *x x*, Fig. 2. Fig. 4 is a detail perspective view of the foldable legs detached from the ironing-board.

Corresponding parts in the several figures of the drawings are designated by like characters of reference.

Referring to the drawings, 1 designates the ironing-board proper, which may be of the usual or any preferred form. Secured longitudinally and centrally of the under side of the board is a strengthening-rib 2, which prevents the board from warping. This rib terminates short of the rear or larger end of the board and is provided with a beveled end 3, which inclines downwardly toward the opposite end of the rib. Adjacent to the rear

beveled end of the rib there is provided a notch or recess 4 in the under side of the rib. The board thus constructed is supported upon a pair of legs 5, which are fixed together by means of a suitable cross-bar 6, located intermediate of the ends of the legs. The lower ends of the legs are beveled, so as to permit of the legs inclining forward in the set-up position of the device, and the upper ends thereof are beveled in the opposite direction, so as to fit flush against the under side of the board, as will be understood. Across the inner sides of the legs and at the tops thereof there is provided a head-block 7, the upper face of which is flush with the upper ends of the legs, and the outer edges 8 incline upwardly and outwardly, so that the upper edge of the block may extend entirely across the board and support the latter for its entire width. In the upper edge of the block and midway between the opposite outer edges thereof there is provided a notch 9 for the reception of the notched portion of the rib 2.

Extending longitudinally between the legs 5 and above the cross-bar 6 is a prop 10, which is pivoted to the head-block 7 by means of a hinge 11, one leaf of which is connected to the rear side of the block, immediately below the notch therein, and the other leaf is connected to the upper side of the prop and near the upper end thereof. The lower forward end of the prop is beveled, so as to rest squarely upon the floor, and its rear upper end is beveled, as at 12, so as to fit flush against the under side of the ironing-board.

To set up the device, the leg-standards are placed in an upright position, and the board is placed upon the upper beveled end of the prop 10, so as to receive the latter end within a staple or eye 13, provided upon the under side of the board and near the rear end thereof, after which the notched portion of the rib 2 is seated in the notch in the head-block 7 with the beveled end of the rib fitting snugly against the upper face of the prop, and the legs 5 are then inclined forwardly to the position shown in Figs. 1 and 2, the hinged connection of the prop permitting of this movement. Thus it will be seen that the rib fits within the notch of the head-block, so as to

prevent separation of the board and the legs in any direction, and the upper end of the prop is connected to the board, thereby interlocking the legs, the prop, and the board into a rigid structure.

In some instances it may be desirable to brace the forward end of the board, which projects a considerable length in advance of the point of support of the board, and I therefore provide a hinged or pivoted arm 14, connected to one side of the rib 2 and adapted to be swung downward into engagement with the prop, which is wider than the rib, so as to permit the lower end of the arm to rest thereon.

When it is desired to take the device apart, the legs are brought into a vertical position, which draws the lower end of the prop toward the legs, thus raising the upper end of the prop and loosening the grip of the staple thereon, and thereby permitting of the board being readily disengaged from the prop and from the legs.

Having thus described the invention, what is claimed, and desired to be secured by Letters Patent, is—

1. In an ironing-table, a top or board, having a longitudinal rib provided upon its under side and terminating short of the rear end of the board, and an eye or staple provided near the rear end of the latter and upon its under side, a pair of leg-standards, hav-

ing a head-block provided with a notch in the upper edge thereof, and a prop hingedly connected intermediate of its ends to the leg-standards, the upper end of the prop fitting within the staple or eye, and the rib fitting within the notch in the head-block, and having its rear end abutting against the front side of the upper end of the prop.

2. In an ironing-table, a top or board provided upon its under side with a longitudinal rib terminating short of the rear end thereof, the rib having a notch formed in its under side, and having its rear end beveled, a staple or eye provided upon the under side of the board and near the rear end thereof, a pair of leg-standards, having a head-block provided with a notch in the upper edge thereof, and receiving the notched portion of the rib, and a prop hingedly connected intermediate of its ends to the head-block, and having its upper end beveled to fit against the under side of the board, and received within the staple or eye, and the beveled rear end of the rib fitting against the front side of the rear end of the prop.

In testimony that I claim the foregoing as my own I have hereto affixed my signature in the presence of two witnesses.

JOHN BRANDON BEACHAM.

Witnesses:

W. W. LYNCH,
W. M. BROWN.