

No. 647,948.

Patented Apr. 24, 1900.

N. DU BRUL.
CUTTER FOR CIGARS OR CIGARETTES.

(Application filed Aug. 14, 1899.)

(No Model.)

2 Sheets—Sheet 1.

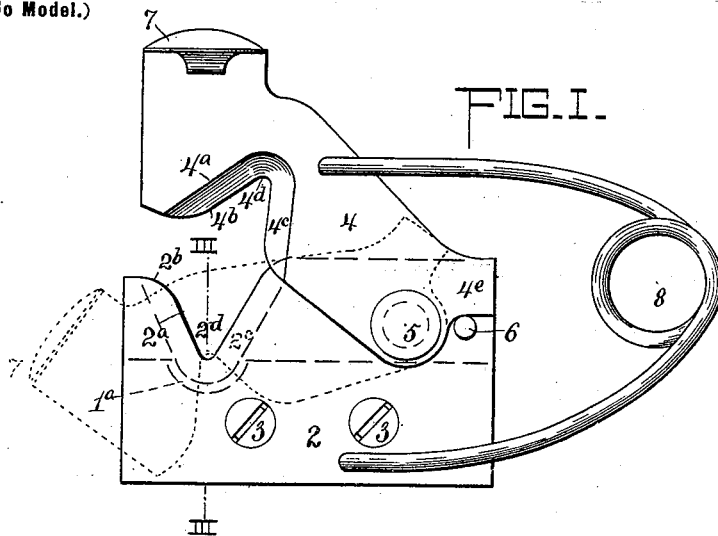


FIG. II.

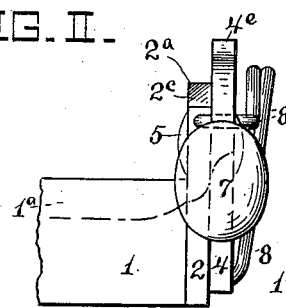


FIG. III.

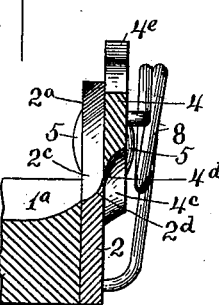


FIG. IV.

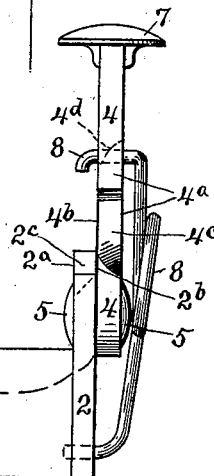
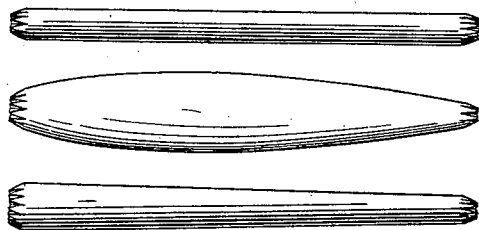


FIG. V.



WITNESSES

W. E. Allen.
Walter Allen.

INVENTOR

Napoleon Du Brul.
By *Knight & Bon*

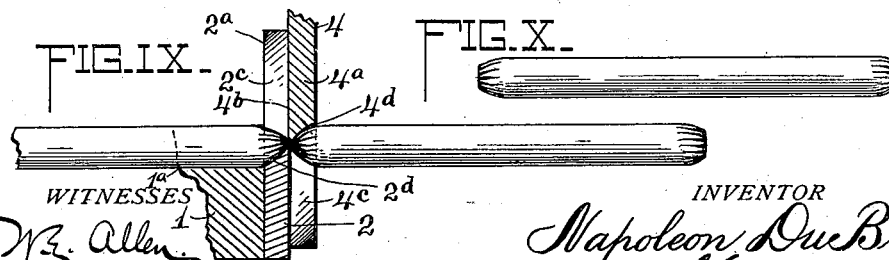
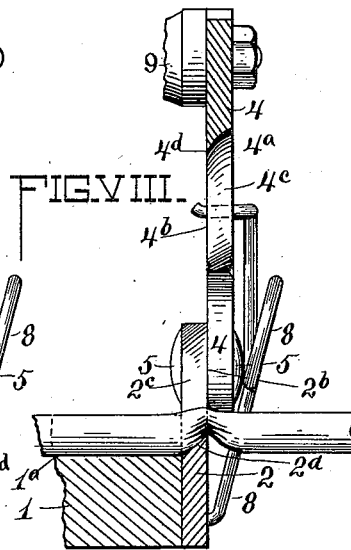
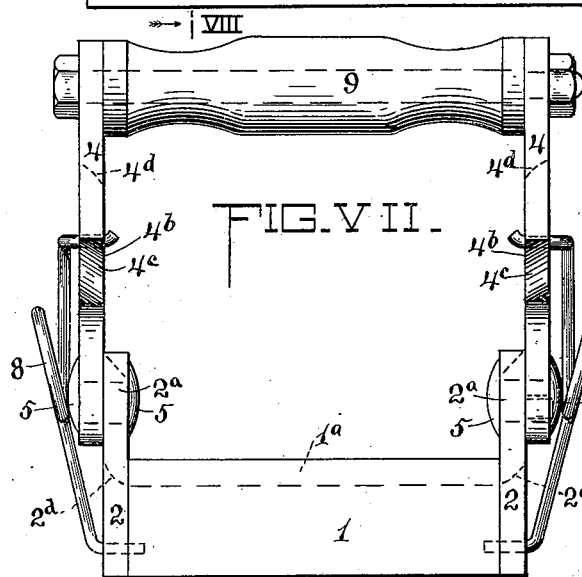
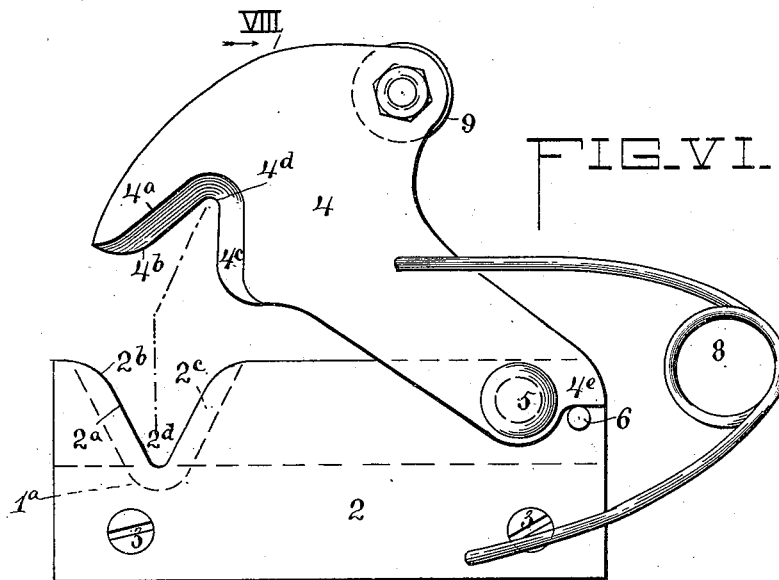
N. DU BRUL.

CUTTER FOR CIGARS OR CIGARETTES.

(Application filed Aug. 14, 1899.)

(No Model.)

2 Sheets—Sheet 2.



WITNESSES
W. E. Allen
Walter Allen

INVENTOR
Napoleon Du Brul.
By Knight Bros
Attorneys

UNITED STATES PATENT OFFICE.

NAPOLEON DU BRUL, OF CINCINNATI, OHIO.

CUTTER FOR CIGARS OR CIGARETTES.

SPECIFICATION forming part of Letters Patent No. 647,948, dated April 24, 1900.

Application filed August 14, 1899. Serial No. 727,229. (No model.)

To all whom it may concern:

Be it known that I, NAPOLEON DU BRUL, a citizen of the United States, and a resident of Cincinnati, in the county of Hamilton and State of Ohio, have invented certain new and useful Improvements in Cutters for Cigars or Cigarettes, of which the following is a specification.

My invention relates to improvements in the construction of cutters for compressing and trimming the ends of machine and hand made cigars, cigarettes, and cigarette ropes or rods; and the object of my invention is to provide a machine whereby the ends of the cigars and cigarettes may be readily pinched, cut, and simultaneously creased or serrated, so as to partly close, compress, and trim the ends of the wrappers of such articles for the purpose of retaining the filling in place and preventing the filling from shaking out at the ends during transportation or while being carried and providing approximately V-shaped recesses and approximately V-shaped projections between the recesses at said ends.

In order that my invention may be fully understood, I will proceed to describe it with reference to the accompanying drawings, in which—

Figure I is an end elevation of my improved cigar and cigarette cutter having a single pair of knives, the parts being shown in normal position in full lines and in operative position in dotted lines. Fig. II is a detail front view thereof, the parts being shown in operative position. Fig. III is a vertical section on the line III III, Fig. I. Fig. IV is a front view, the parts being shown in normal position. Fig. V represents side views, respectively, of a cylindrical cigar, a shaped cigar, and a cheroot which have their ends pinched, cut, and creased or serrated. Fig. VI is an end elevation of a modified form of construction of my improved cigar or cigarette cutter having two pairs of knives, the parts being shown in normal position. Fig. VII is a front view of the same. Fig. VIII is a detail vertical section thereof on the line VIII VIII, Fig. VI, showing a part of a continuous cigarette rope or rod between the cutters. Fig. IX is a detail vertical section showing the pair of trimming-knives in the act of pinching, cutting, and creasing or serrating the adjacent ends

of two cigarettes produced from a continuous cigarette rope or rod. Fig. X is a side view of a trimmed cigarette having its ends pinched, cut, and creased or serrated, the said ends having assumed their slightly-expanded normal condition.

Referring to Figs. I, II, III, and IV, in which I show a cigar or cigarette cutter having a single pair of knives for trimming one end of a cigar or cigarette at a time, 1 is a base-block, of suitable material, formed with a longitudinal semicircular groove or channel and providing a depressed seat for the cigar or cigarette which is to be trimmed at the ends. To an end of this base-block I secure a fixed knife-plate 2 by means of suitable fastenings 3. This fixed knife-plate 2 is formed with an approximately V-shaped recess 2^a, having an inwardly-converging knife-edge 2^b, provided with a recessed outer face 2^c and leading to a contracted bottom or inner part 2^d of less size than one-half of the circumference of the end of the cigar or cigarette to be trimmed, for a purpose hereinafter described.

4 is a movable knife-plate, which is hinged at its inner part to the fixed knife-plate 2 by means of a suitable pivot 5 and is formed at its inner part with an extension 4^a, which is adapted to come in contact with a stop 6, secured beneath it to the fixed knife-plate in order to limit the extent of the rearward movement of this knife-plate, which is also formed with an approximately V-shaped recess 4^a, corresponding to the recess 2^a; having an inwardly-converging knife-edge 4^b, provided with a recessed outer face 4^c and leading to a contracted bottom or inner part 4^d, also of less size than one-half of the circumference of the end of the cigar or cigarette to be trimmed, for a purpose hereinafter described. The outer part of the movable knife-plate 4 is provided with a button or finger-piece 7, whereby the movable knife-plate is operated.

8 is a bow-spring connected at one end to the fixed knife-plate and at the other end to the movable knife-plate for the purpose of returning the latter to normal position at each operation.

In Fig. V, I show a cylindrical cigar, a shaped cigar, and a cheroot having their ends trimmed by my cutter.

Referring to Figs. VI, VII, VIII, and IX, I show my form of cigar or cigarette cutter, in which I employ a double pair of knives for trimming both ends of a cigar or cigarette simultaneously, as there is another corresponding pair of knife-plates at the other end of the base-block, the only difference being that the button or finger-pieces of the movable knife-plates are dispensed with and a handle 9, common to both of the movable knife-plates, is substituted therefor.

My improved cutter is well adapted for severing and trimming cigarette ropes or rods for producing cigarettes, as shown in Figs. VIII, IX, and X, where in Fig. VIII, I show a part of a cigarette rope or rod in position for severing, in Fig. IX the same, pinched and serrated, and in Fig. X the cigarette as produced, wherein the ends of the wrapper are slightly expanded, but showing the trimmed and beveled ends which have been compressed, cut, and creased or serrated by the operation of the cutter.

By my improved construction of the knives of the cutter I am enabled to compress the ends of cigars or cigarettes, either paper-wrapped or all-tobacco.

It will be observed that the compressing of the ends of cigars or cigarettes is accomplished by first making a smaller circle of the cutter than the diameter of the ends of the cigar or cigarette, while the blades are also made thick enough so as to compress the ends of the cigars, as shown in Fig. IX. The bottom of the V-shaped recesses may be made concave, as shown, which is my preferable form; but I find also by making a simple bevel that it will accomplish the same object to a certain extent, so as to impart the shape, form, or configuration to the ends of the cigar or cigarette, as shown in Figs. V and X, respectively.

When the cigars or cigarettes are made, the tobacco is naturally fresh, and when cut by such a cutter as shown it compresses the ends and produces the results mentioned.

The object of the compressed ends is to prevent the tobacco filling from dropping out, and it also forms a protection to the edge of the wrapper and avoids injury to the edge in packing and handling. It also prevents to a certain extent the drawing of the filler substance into the mouth of the smoker as the cigar or cigarette is lighted, and it also has a tendency to light and burn more uniformly.

Having thus described my invention, the following is what I claim as new therein and desire to secure by Letters Patent:

1. A cigar and cigarette cutter comprising a pair of knives, each knife having an in-

wardly-converging cutting edge, leading to an inner contracted part, which provides, in connection with the inner contracted part of the opposing knife, an opening of less size than the diameter of the end of the cigar, or cigarette, to be trimmed; whereby the cigar, or cigarette thus treated, is provided with a pinched, cut, compressed, and creased, or serrated end; substantially as described.

2. A cigar and cigarette cutter comprising a pair of knives, each knife having an inwardly-converging cutting edge recessed on its outer face and said edge leading to an inner contracted part, which provides, in connection with the inner contracted part of the opposing knife, an opening of less size than the diameter of the end of the cigar, or cigarette, to be trimmed; whereby the cigar, or cigarette thus treated, is provided with a pinched, cut, compressed, and creased, or serrated, end; substantially as described.

3. A cigar and cigarette cutter comprising a pair of knives, each knife having an inwardly-converging cutting edge beveled on its outer face and said edge leading to an inner contracted part, which provides, in connection with the inner contracted part of the opposing knife, an opening of less size than the diameter of the end of the cigar or cigarette to be trimmed, whereby the cigar or cigarette thus treated is provided with a pinched, cut, compressed, and creased or serrated end; substantially as described.

4. A cigar and cigarette cutter comprising a pair of knives each knife having a converging cutting edge leading to an inner rounded part, which provides in connection with the inner rounded part of the opposing knife an opening of less diameter than the diameter of the end of the cigar or cigarette to be trimmed whereby the cigar or cigarette thus treated is provided with a pinched, cut, compressed and creased or serrated end; substantially as described.

5. A cigar and cigarette cutter comprising a pair of knives each knife having a converging cutting edge beveled on its outer face and leading to an inner rounded part which provides in connection with the inner rounded part of the opposing knife, an opening of less diameter than the diameter of the end of the cigar or cigarette to be trimmed whereby the cigar or cigarette thus treated is provided with a pinched, cut, compressed, and creased or serrated end; substantially as described.

NAPOLÉON DU BRUL.

Witnesses:

H. WHYRICH,
JOHN H. FELAT.