

FIG. 1.

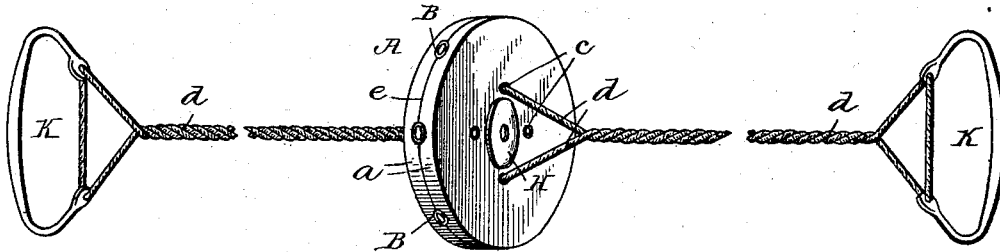


FIG. 2.

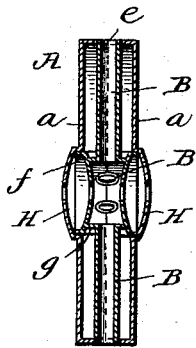


FIG. 3.

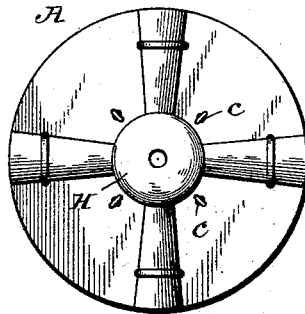


FIG. 4.

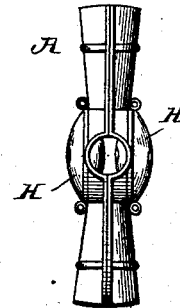


FIG. 7.



FIG. 8.



FIG. 5.

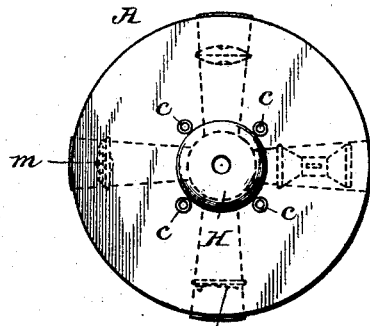


FIG. 9.

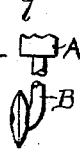
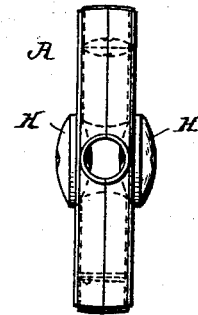


FIG. 6.



ATTEST-

Harry L. Amer.  
George M. Anderson

INVENTOR.

D. L. Falardeau.

By E. W. Anderson -  
his Atty.

# UNITED STATES PATENT OFFICE.

DENNIS L. FALARDEAU, OF ALBANY, NEW YORK.

## TOY.

SPECIFICATION forming part of Letters Patent No. 676,125, dated June 11, 1901.

Application filed July 12, 1900. Serial No. 23,409. (No model.)

*To all whom it may concern:*

Be it known that I, DENNIS L. FALARDEAU, a citizen of the United States, and a resident of Albany, in the county of Albany and State of New York, have made a certain new and useful Invention in Toys; and I declare the following to be a full, clear, and exact description of the same, such as will enable others skilled in the art to which it appertains to make and use the invention, reference being had to the accompanying drawings, and to letters of reference marked thereon, which form a part of this specification.

In the accompanying drawings, Figure 1 is a perspective view of my invention. Fig. 2 is a central section through the wheel of Fig. 1. Figs. 3 and 4 are front and side views, respectively, of a modified form of wheel. Figs. 5 and 6 are similar views of a second modification of wheel. Figs. 7 and 8 are detail views of sounding devices. Fig. 9 is a detail fragmentary view illustrating the form of my device adapted to toys made of paper.

The invention relates to rotary whistling and musical toys operated with cord; and it consists in the novel construction and combinations of parts, as hereinafter set forth.

In the accompanying drawings, illustrating the invention, the letter A designates the body portion of the wheel, having radial tubes or passages B, lateral whistling or musical devices, and transverse tubular connections c, which serve to hold the parts of the body together and for the passage of the cords d, whereby the rotary motion is given to the toy.

In the preferred construction the body consists of the circular shell sections or disks a, which are peripherally notched to form bearings e for the ends of the radial tubes B, which extend from a central drum or hollow hub g, the ends of which are provided with concave flanges f to form the inner halves of the central whistles H, the outer halves of which are formed in the sectional shells a. These parts are designed to be held together by means of the transverse tubular or wire connections c, which pass through the sections a, and are headed or otherwise secured to said sections. The operating-cords d are passed through the tubes c or are at-

tached to wires which are connected to the disks or wheel.

The device is operated by first twisting the cords together and then by pulling on the ends or handles, (indicated at K.) This action serves to cause a forcible untwisting, which communicates to the wheel a rapid rotary motion, whereby the air expelled from the ends of the radial tubes or passages by its draft through the whistle causes the mouth of the latter to vibrate, producing its normal sound.

Instead of a whistle a reed or other musical device may be employed at the end of the hollow hub portion g; or in connection with the central whistles a reed l or a rotary buzz m or other form of sound-emitting device may be located in the radial passages or tubes, suitable provision being made for securing the same in position in the tube. For this purpose I design to form usually a circular channel in the tube, in which the edge of a whistle or of a disk carrying a reed may be seated.

Instead of placing radial tubes inside a casing or shell the radial tubes may be formed in the shell by stamping radial channels in the sides, which when approximated and secured together form the body portion, at the same time forming the outer sections of the whistles. The inner sections of the whistles are secured in position before the sides are fastened together. This construction is illustrated in Figs. 3 and 4 of the drawings.

In some cases the radial tubes may be connected immediately to the whistle-hole on one side, this construction being especially adapted to toys made of paper.

In Figs. 5 and 6 is shown a construction similar to that first described, in which an encasement or drum is employed and within it the air-tubes and whistles formed by means of lateral sections, as indicated in Figs. 3 and 4. In the air-tubes may be provided whistles or musical diaphragms, as hereinbefore described.

It will be noted that by separating my radial air tubes or passages and making them of substantially cylindrical character or of substantially the same area in cross-section throughout their length said tubes or pas-

sages have a larger quantity of air passing therethrough in a given time under a given speed of rotation of the toy, with a consequently increased sounding effect upon the whistles or reeds arranged therein. It will also be noted that by providing the air-admission ports in the lateral walls of the central drum, as well as the radial air-discharge passages, with sounding devices or reeds the maximum sounding effect is produced with said air, as it acts both in entering the drum and in leaving through the air-passages.

Having described this invention, what I claim, and desire to secure by Letters Patent, is—

1. A rotary sounding toy, having a central drum, and radial tubes or passages communicating with said drum, and having sounding devices, said drum having an air-admission port provided with a sounding device, substantially as specified.
2. A rotary sounding toy, having a central

drum, and radial tubes or passages communicating with the peripheral wall of said drum, and having sounding devices therein, the lateral walls of said drum having air-admission ports provided with sounding devices, substantially as specified.

3. A rotary sectional sounding device, provided with a central drum, and radial tubular air-passages communicating with said drum, and having sounding devices, a lateral wall of said drum having an air-admission port provided with a sounding device, fastening devices for the sections of said drum, and an operating-cord engaging said fastening devices, substantially as specified.

In testimony whereof I affix my signature in presence of two witnesses.

DENNIS L. FALARDEAU.

Witnesses:

NEWTON W. THOMPSON,  
CHAS. M. HOSKINS.