

No. 676,857.

Patented June 18, 1901.

J. J. WHITE.
STATIONERY PACKET.

(Application filed Mar. 6, 1901.)

(No Model.)

Fig. 1.

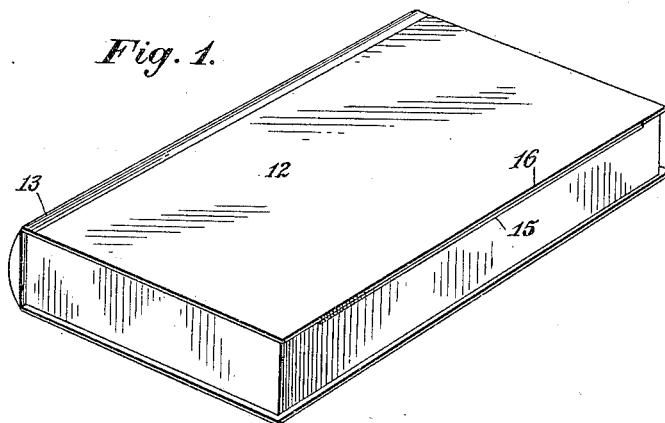


Fig. 2.

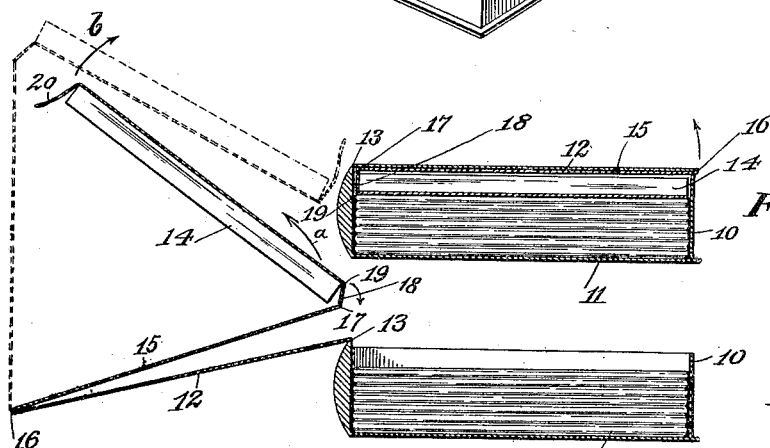


Fig. 3.




Fig. 4.


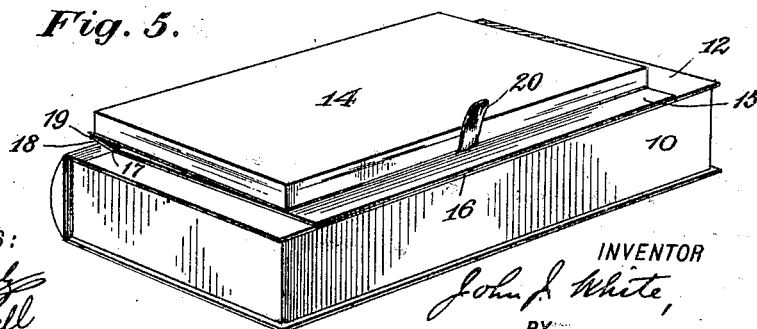


Fig. 5.



WITNESSES:

Chas. D. Schuch
M. A. Campbell

INVENTOR

John J. White,

BY

W. C. Bellows, ATTORNEY

UNITED STATES PATENT OFFICE.

JOHN J. WHITE, OF HOLYOKE, MASSACHUSETTS, ASSIGNOR TO THE WHITE
AND WYCKOFF MANUFACTURING COMPANY, OF SAME PLACE.

STATIONERY-PACKET.

SPECIFICATION forming part of Letters Patent No. 676,857, dated June 18, 1901.

Application filed March 6, 1901. Serial No. 50,038. (No model.)

To all whom it may concern:

Be it known that I, JOHN J. WHITE, a citizen of the United States of America, and a resident of Holyoke, in the county of Hampden and State of Massachusetts, have invented certain new and useful Improvements in Stationery-Packets, of which the following is a full, clear, and exact description.

This invention relates to papeteries, and has for one of its objects a device which is very compact in form and which is adapted to receive a number of envelopes and also a writing-tablet which, although normally retained within said receptacle, may be folded outward.

My invention has, furthermore, for its object the provision of means whereby a writing-tablet may be united to the cover of said receptacle, so as to be always within reach.

Further objects of the invention may be found in the provision of a connection between the cover of the receptacle and the writing-pad, said connection being adapted to be folded, so as to permit the box to be closed by said cover, while the writing-tablet is disposed on the outside thereof and may be folded back to rest upon said box, so that the papeterie may serve for a desk or support for said tablet.

My invention includes a foldable cover and a tablet joined thereto, the means for joining these members comprising, substantially, a plurality of reversible sections, each adjacent pair of which is united by a flexible joint.

In the accompanying drawings, in which similar characters designate similar parts, Figure 1 is a perspective view of my improved papeterie in closed condition. Fig. 2 is a vertical cross-section. Fig. 3 is a similar view illustrating the cover thrown back and the tablet partially raised therefrom. Fig. 4 is a similar section showing the cover closed upon the receptacle and the tablet outside and nearly in position for use; and Fig. 5 is a perspective view illustrating my improved papeterie, showing the tablet resting upon the outside of the cover ready for use.

In the drawings, 10 designates a suitable receptacle or box, which in the preferred form thereof shown is made in the shape of a book and affording a receptacle for envelopes, as shown at 11. The receptacle 10 is provided

with a cover 12, united to said box 10 at one edge by a flexible joint 13 and serving to inclose the envelopes and also a writing-tablet 14 within said box.

In order to guard against loss of the writing-tablet, means are provided whereby the latter is linked to the cover, so that when in normal condition said tablet may be folded so as to enter said box 10, while, on the other hand, when the tablet is to be used the latter may be folded outward, so that the cover may be closed and the tablet may be folded back thereon. These means consist in the present instance substantially of a yielding connection between said cover and the tablet and designated herein by 15.

While primarily it is immaterial whether the link connection 15 is made in the form of a sheet, I prefer to give this construction to and make the same of a width corresponding to the width of the tablet, so that when the top of the writing-tablet 14 comes into contact therewith said plate 15 will serve as a protection for said tablet.

The connection 15 is united with the cover 12 by a flexible joint, as at 16, and may communicate at its opposite edge 17 with a smaller section 18, corresponding, substantially, to the thickness of said tablet, which in its turn is united with said section 18 by a flexible joint 19.

In order to facilitate the operation of arranging the tablet into position for use, a handle, such as 20, may be secured thereto in any suitable manner.

In Fig. 2 of the drawings my improved papeterie is shown in closed condition, and the succeeding figures illustrate one manner of rearranging the parts so that the tablet will be ready for use, as shown in Fig. 5.

The operation illustrated in the drawings consists, preferably, in first throwing back the cover into the position shown in Fig. 3, when the connection 15 may be swung around in the direction of arrow *a* and the tablet may be swung around the edge 19 in the direction of arrow *b* until the parts have assumed the position shown in dotted lines in said figure. The cover may now be closed again by being swung around the joint 13, while the connection 15 is still moving in the direction of ar-

row *a* and will therefore gradually approach the outer side of said cover. The tablet may now be swung to the position shown in Fig. 4 and then dropped upon the top of the box, whereby the several connections are flattened against the cover and the tablet will be ready for use, while the receptacle containing the envelopes is again closed.

Having described my invention, what I claim as new, and desire to secure by Letters Patent, is—

The combination, with a box; of a writing-tablet adapted to enter said box; a cover for

said box connected therewith by a flexible joint; and a reversible plate by its one edge connected to the cover, and having at its opposite edge the flexibly-connected section, the width of which substantially corresponds to the thickness of the tablet, and to which the latter is attached.

Signed by me at Springfield, Massachusetts, this 28th day of February, 1901.

JOHN J. WHITE.

Witnesses:

CHARLES B. PERRY,
WM. S. BELLOWS.