

No. 676,918.

Patented June 25, 1901.

J. C. SCHMIDT.
EYEGGLASS FITTING.

(Application filed Feb. 14, 1901.)

(No Model.)

Fig. 1.

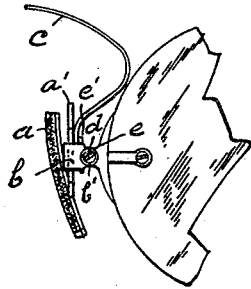


Fig. 3.

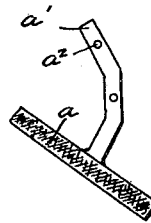


Fig. 4.

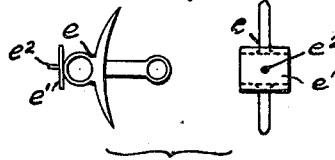
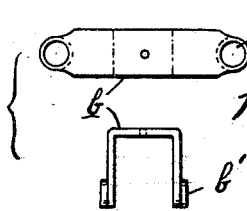


Fig. 2.



Witnesses
Florence Kelly
Katharine Kelly.

Jacob L. Schmidt, Inventor

By Attorney E. A. Kelly.

UNITED STATES PATENT OFFICE.

JACOB C. SCHMIDT, OF LEBANON, PENNSYLVANIA.

EYEGLOSS-FITTING.

SPECIFICATION forming part of Letters Patent No. 676,918, dated June 25, 1901.

Application filed February 14, 1901. Serial No. 47,219. (No model.)

To all whom it may concern:

Be it known that I, JACOB C. SCHMIDT, a citizen of the United States, residing at Lebanon, in the county of Lebanon and State of Pennsylvania, have invented certain new and useful Improvements in Eyeglass-Fittings; and I do hereby declare the following to be a full, clear, and exact description of the invention, such as will enable others skilled in the art to which it appertains to make and use the same.

This invention relates to improvements in eyeglass-fittings; and it consists of an improved means of securing the spring and nose-guard in such a manner as to prevent their coming loose by reason of any strain that may be placed on the different parts thereof. Heretofore the nose-guard and spring were secured directly by a screw, and the objection to this construction being that any slight strain will affect the hold thereof I have overcome this objection by my present construction.

In the drawings, Figure 1 is a front view of a portion of an eyeglass with my fitting in position. Fig. 2 is a detail of the retaining-cap. Fig. 3 is a detail of the nose-guard. Fig. 4 is a detail of the stud.

The nose-guard *a* is formed with the usual roughened surface and has an angled member *a'* formed thereon. This projecting portion *a'* has two or more holes *a²* therein and is capable of being secured at either of these points, being readily adjustable to allow the glasses to be fitted to the wearer at the desired angle. The cap *b* is formed approximately rectangular, as shown, and is bent around the projecting end *a'* of the guard *a* and also

around the end of the spring *c*, having an opening or eyelet *b'* formed at either end, which when so bent will register with each other and with the opening in the stud *e*. A screw *d* passes through these parts at this point and when drawn up tight will hold together the respective parts securely and insure a rigid fitting, as the strain on the spring and nose-guard, if any, will not affect the screw nor the clamping-cap *b*.

When it is desired to change the angle of the nose-guards, the screws *d* are slightly loosened, and the guards can be moved to the desired angle, the screws tightened, and a rigid fitting is again the result.

The stud *e* is formed with a plate *e'*, having an inwardly-projecting pin *e²*. This pin enters the openings in the spring, nose-guard, and cap *b* and prevents movement of any of said parts with relation to the others.

Having thus fully described my invention, what I claim, and desire to secure by Letters Patent, is—

In an eyeglass-fitting the combination of a stud *e* having an inwardly-projecting pin *e²*, adapted to pass through the nose-guard and spring, with a cap *b* embracing said nose-guard and spring and having its ends register with an opening in said stud and held in position by a screw *d*, substantially as set forth.

In testimony whereof I affix my signature in presence of two witnesses.

JACOB C. SCHMIDT.

Witnesses:

ED. A. KELLY,
W. M. ZECHMAN.