



US0D1076522S

(12) **United States Design Patent** (10) **Patent No.:** **US D1,076,522 S**
Wu (45) **Date of Patent:** **** May 27, 2025**

(54) **BUCKET STORAGE RACK**

OTHER PUBLICATIONS

(71) Applicant: **Wenquan Wu**, Anhui (CN)

Retyion Water Dispenser Stand 5 Gallon Water Jug Stand. Amazon date first available Apr. 13, 2024. Photo reviewed: Jun. 13, 2024. Available at URL: <https://a.co/d/iJnljC>. Viewed online Dec. 16, 2024. (Year: 2024).*

(72) Inventor: **Wenquan Wu**, Anhui (CN)

Ytaimitop Metal with Wood Water Dispenser Floor Stand. Photo reviewed May 27, 2024. Available at URL: <https://a.co/d/5OG8dxD>. Viewed online Dec. 16, 2024. (Year: 2024).*

(**) Term: **15 Years**

DoubleFill Water Dispenser Floor Stand. Amazon date first available Jan. 25, 2024. Photo reviewed: Apr. 5, 2024. Available at URL: <https://a.co/d/4feRNSe>. Viewed online Dec. 16, 2024. (Year: 2024).*

(21) Appl. No.: **29/965,160**

(22) Filed: **Sep. 26, 2024**

(51) **LOC (15) Cl.** **06-04**

(52) **U.S. Cl.**

USPC **D6/677.1**

(58) **Field of Classification Search**

USPC D6/329, 403, 405, 672, 677, 677.1,
D6/677.2, 677.3, 692

CPC A01G 9/023; A47B 73/00; A47B 73/002;
B67D 3/0029; B67D 3/0032; B67D
3/0035; B67D 3/0038

See application file for complete search history.

* cited by examiner

Primary Examiner — Richard Kearney

Assistant Examiner — Amber R Lee

(57)

CLAIM

The ornamental design for a bucket storage rack, as shown and described.

DESCRIPTION

FIG. 1 is a front, right, and top perspective view of a bucket storage rack, showing my new design;

FIG. 2 is a rear, left, and bottom perspective view thereof;

FIG. 3 is a front elevational view thereof;

FIG. 4 is a rear elevational view thereof;

FIG. 5 is a left side elevational view thereof;

FIG. 6 is a right side elevational view thereof;

FIG. 7 is a top plan view thereof;

FIG. 8 is a bottom plan view thereof; and,

FIG. 9 is a detailed view taken from the encircled portion labeled "9" in FIG. 2.

The short-dash and long-dash broken lines in FIGS. 2 and 9 denote the boundaries of the detail areas and form no part of the claimed design.

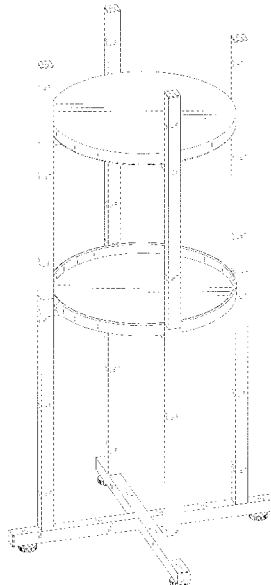
The dash-dash broken lines illustrate portions of the bucket storage rack that form no part of the claimed design.

(56) **References Cited**

U.S. PATENT DOCUMENTS

D35,045	S	*	9/1901	Stickley	D6/692.6
831,268	A	*	9/1906	Edick	F16M 11/00
						248/167
D51,055	S	*	7/1917	Board	D6/677.1
D97,351	S	*	10/1935	Kipp	D6/677.1
D400,741	S	*	11/1998	Schubert	D6/692
D422,166	S	*	4/2000	Black	D6/677.1
D833,782	S		11/2018	Amacher, Jr.		
D836,936	S	*	1/2019	Jeppson	D6/403
D869,328	S	*	12/2019	Nelson	D11/152
D942,139	S	*	2/2022	Song	D3/10
D946,301	S	*	3/2022	Peng	D6/403
D970,941	S	*	11/2022	Liu	D6/692
D972,868	S		12/2022	Zhang		
D982,948	S	*	4/2023	Chen	D6/677.2
2020/0008596	A1	*	1/2020	Aguirre	A47G 19/08

1 Claim, 9 Drawing Sheets



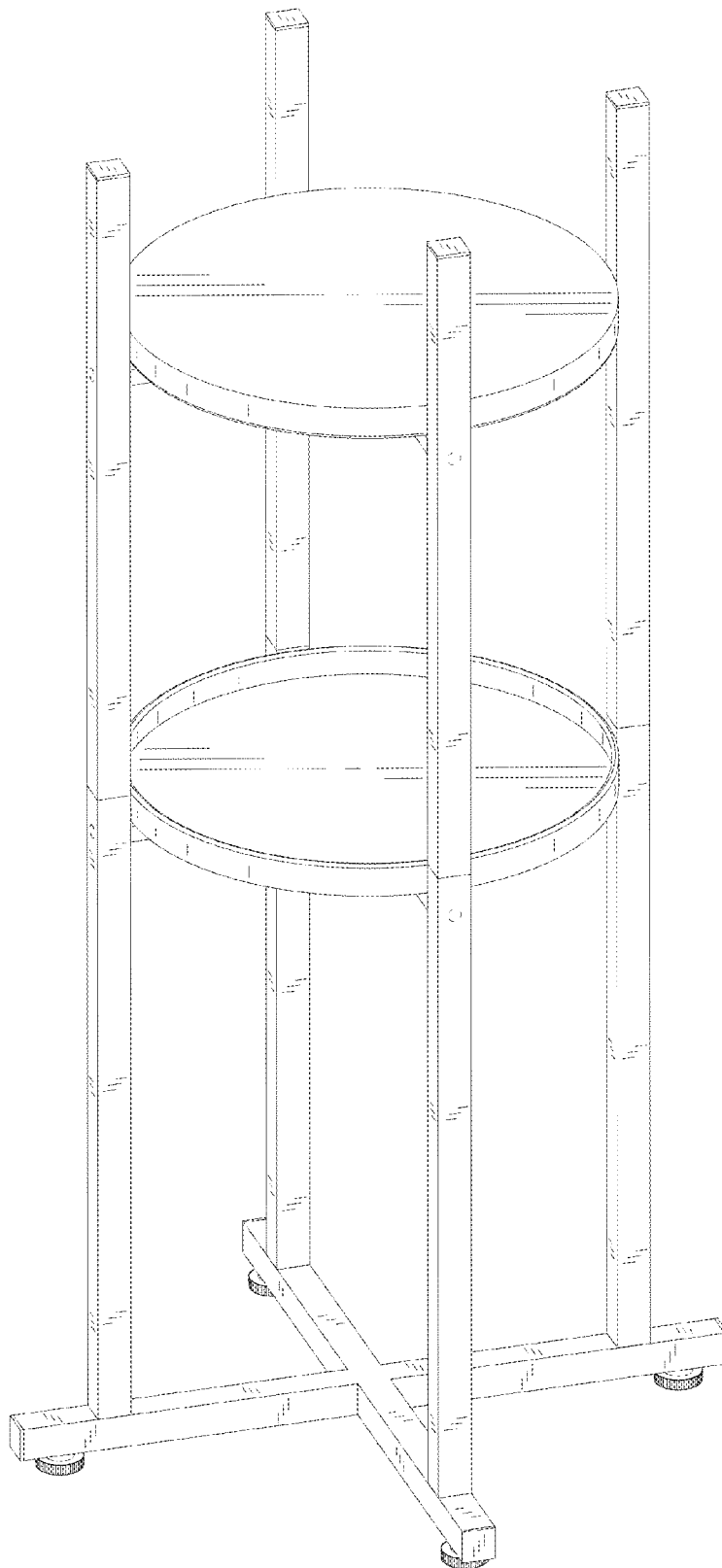


FIG. 1




FIG.2

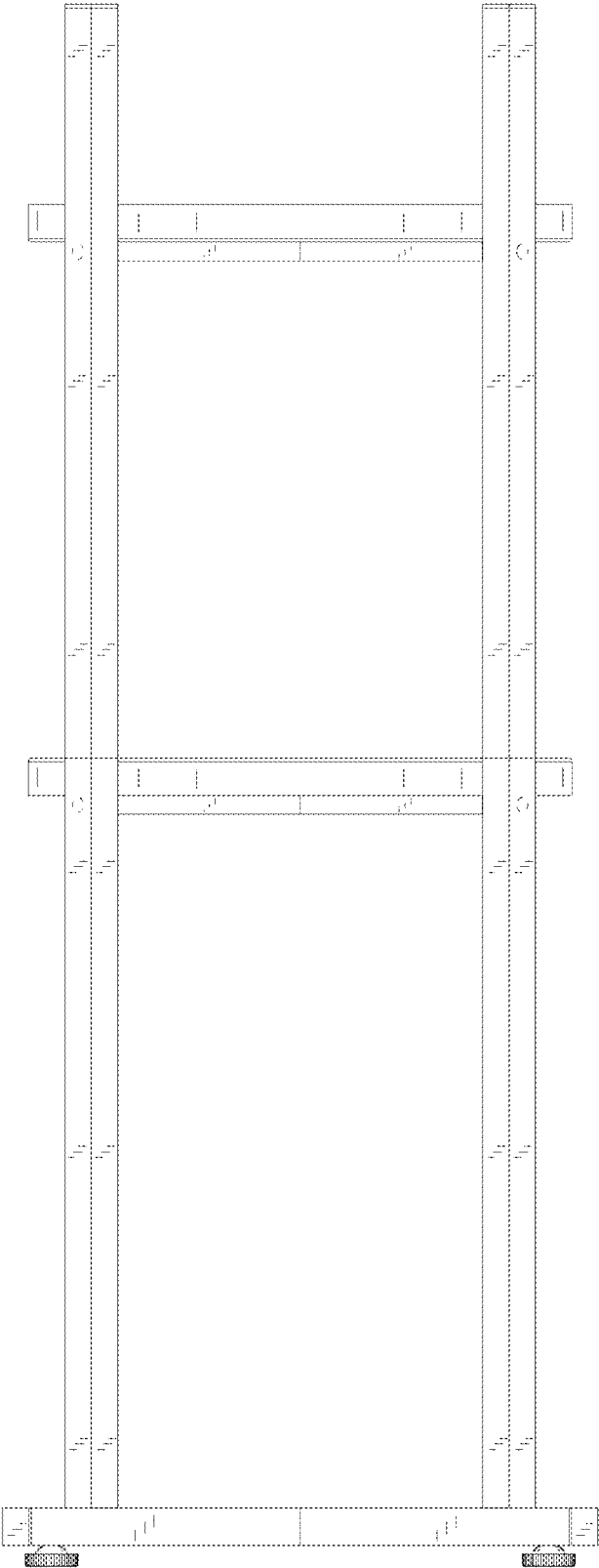


FIG. 3

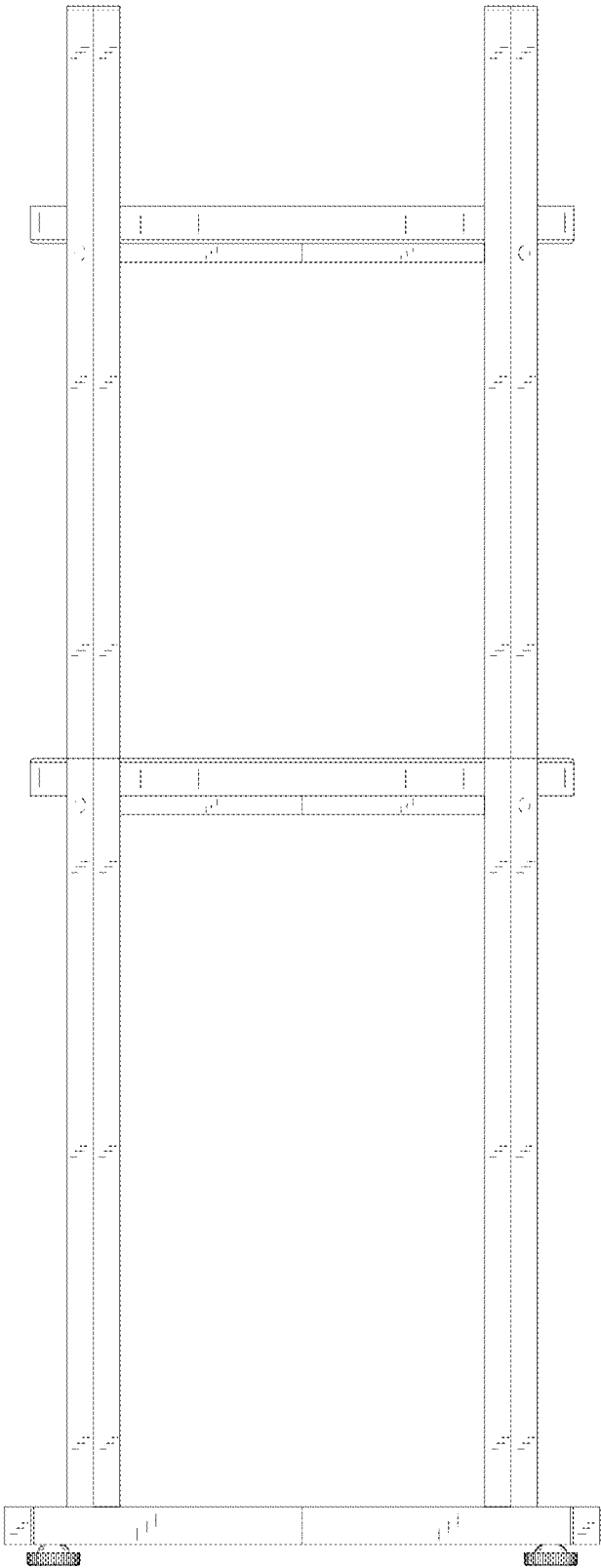


FIG. 4

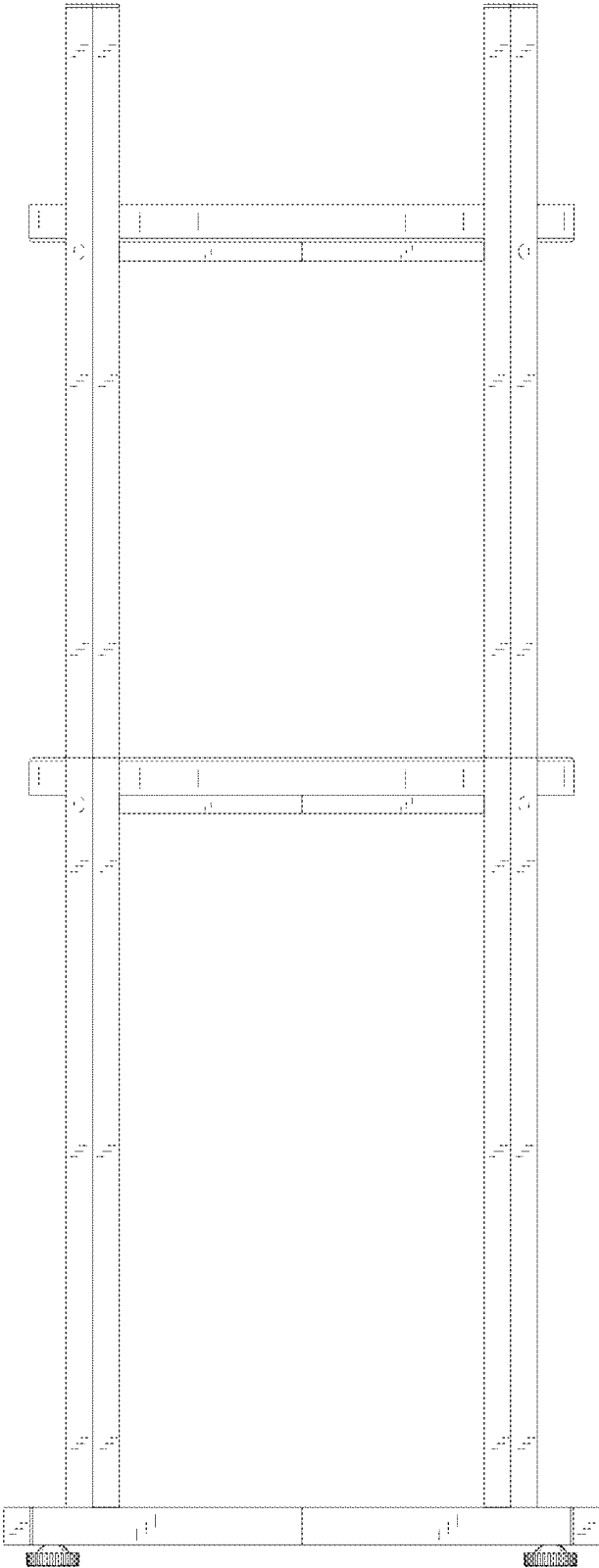


FIG.5

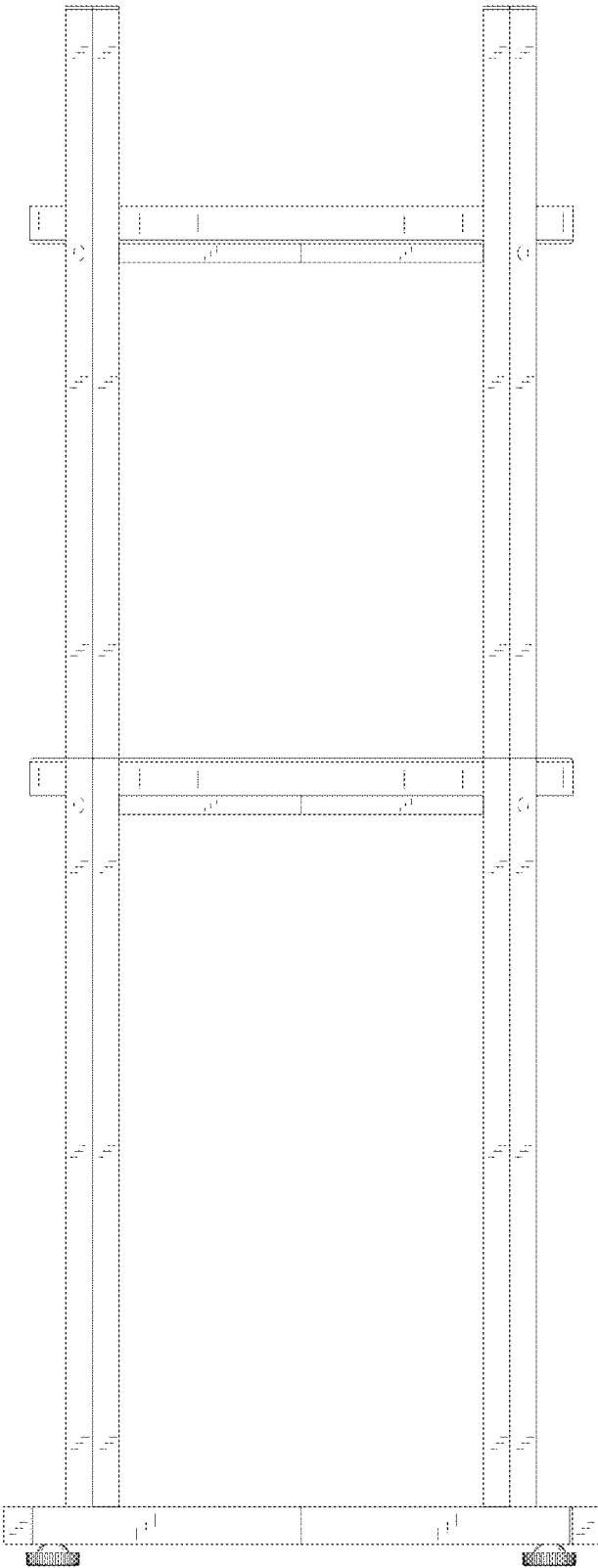


FIG. 6

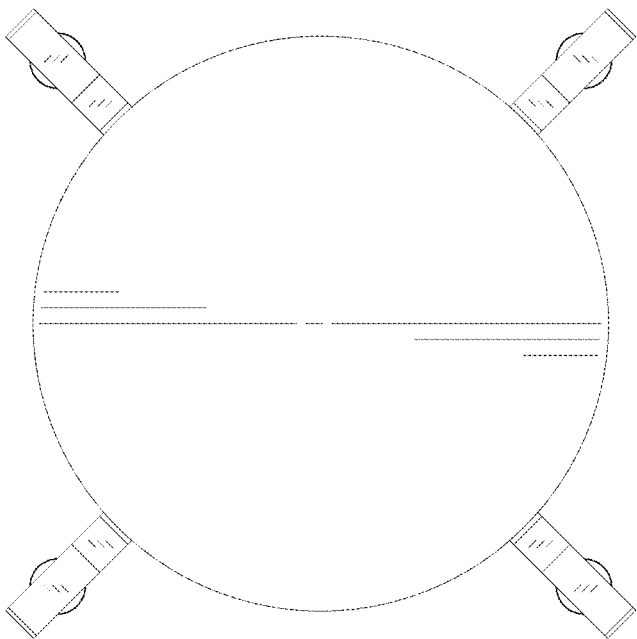


FIG. 7

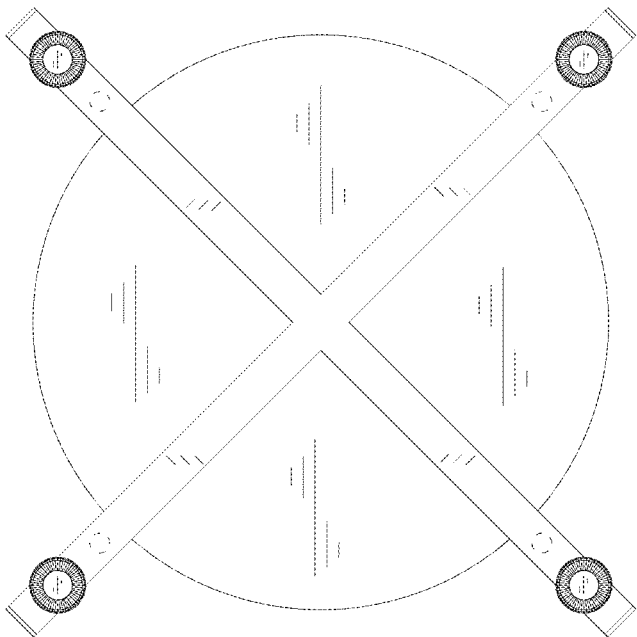


FIG.8

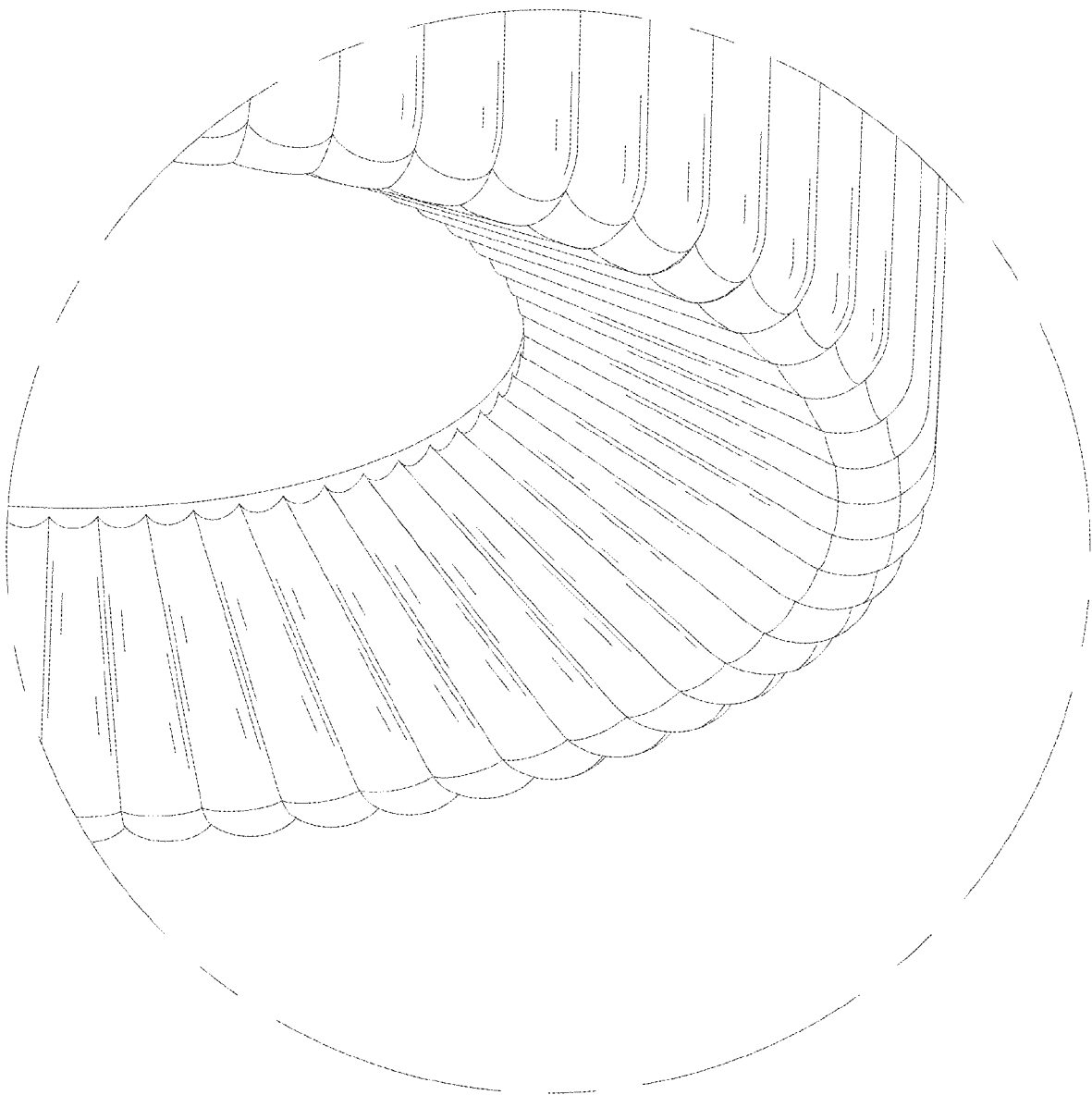


FIG.9