



US0D1076533S

(12) **United States Design Patent**
Wang

(10) **Patent No.:** **US D1,076,533 S**

(45) **Date of Patent:** **** May 27, 2025**

(54) **OFFICE CHAIR**

(71) Applicant: **Dongju Wang**, Anji (CN)

(72) Inventor: **Dongju Wang**, Anji (CN)

(**) Term: **15 Years**

(21) Appl. No.: **29/987,095**

(22) Filed: **Jan. 21, 2025**

(51) **LOC (15) Cl.** **06-06**

(52) **U.S. Cl.**

USPC **D6/716; D6/366**

(58) **Field of Classification Search**

USPC D6/334-336, 356, 364, 365, 366, 367,
D6/374, 375, 379, 716, 716.1, 716.2,
D6/716.4, 716.5

CPC A47C 7/004; A47C 7/006; A47C 7/18;
A47C 7/24; A47C 7/36; A47C 7/38;
A47C 7/40; A47C 7/42; A47C 7/46;
A47C 1/03; A47C 7/54; A47C 7/546;
A47C 3/18; A47C 3/20; B60N 2/02;
B60N 2/20; B60N 2/22; B60N 2/58;
B60N 2/64; B60N 2/643; B60N 2/646

See application file for complete search history.

(56) **References Cited**

U.S. PATENT DOCUMENTS

D596,429 S * 7/2009 Egger D6/716.4
D1,012,529 S * 1/2024 Peng D6/716
D1,040,542 S * 9/2024 Li D6/366
D1,049,672 S 11/2024 Li
D1,064,627 S * 3/2025 Lu D6/366

OTHER PUBLICATIONS

High Back Bonneh Big Tall Office Chairs Managerial Executive Swivel Adjust Height Rocking White Office Chair with Footrest, from .en.made-in-china.com, Retrieved Date: Mar. 22, 2025, pp. 1, 3 from https://9d5eaea274008377.en.made-in-china.com/product/JATpfXBwaukh/China-High-Back-Bonneh-Big-Tall-Office-Chairs-Managerial-Executive-Swivel-Adjust-Height-Rocking-White-Mech-Office-Chair-with-Footrest.htm?pv_id=1imuh9dkc828&faw_id=1imuh9eige6 (Year: 2025).*

* cited by examiner

Primary Examiner — Mimosa De

(74) *Attorney, Agent, or Firm* — Nitin Kaushik

(57) **CLAIM**

The ornamental design for an office chair, as shown and described.

DESCRIPTION

FIG. 1 is a front perspective view of an office chair, showing my new design;

FIG. 2 is a rear perspective view thereof;

FIG. 3 is a front view thereof;

FIG. 4 is a rear view thereof;

FIG. 5 is a left side view thereof;

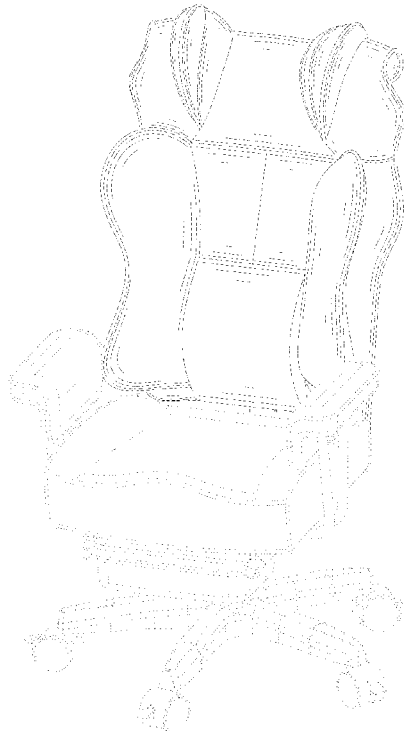
FIG. 6 is a right side view thereof;

FIG. 7 is a top view thereof; and,

FIG. 8 is a bottom view thereof.

The broken lines in the drawings illustrate the portions of the office chair, which form no part of the claimed design.

1 Claim, 8 Drawing Sheets






FIG. 1

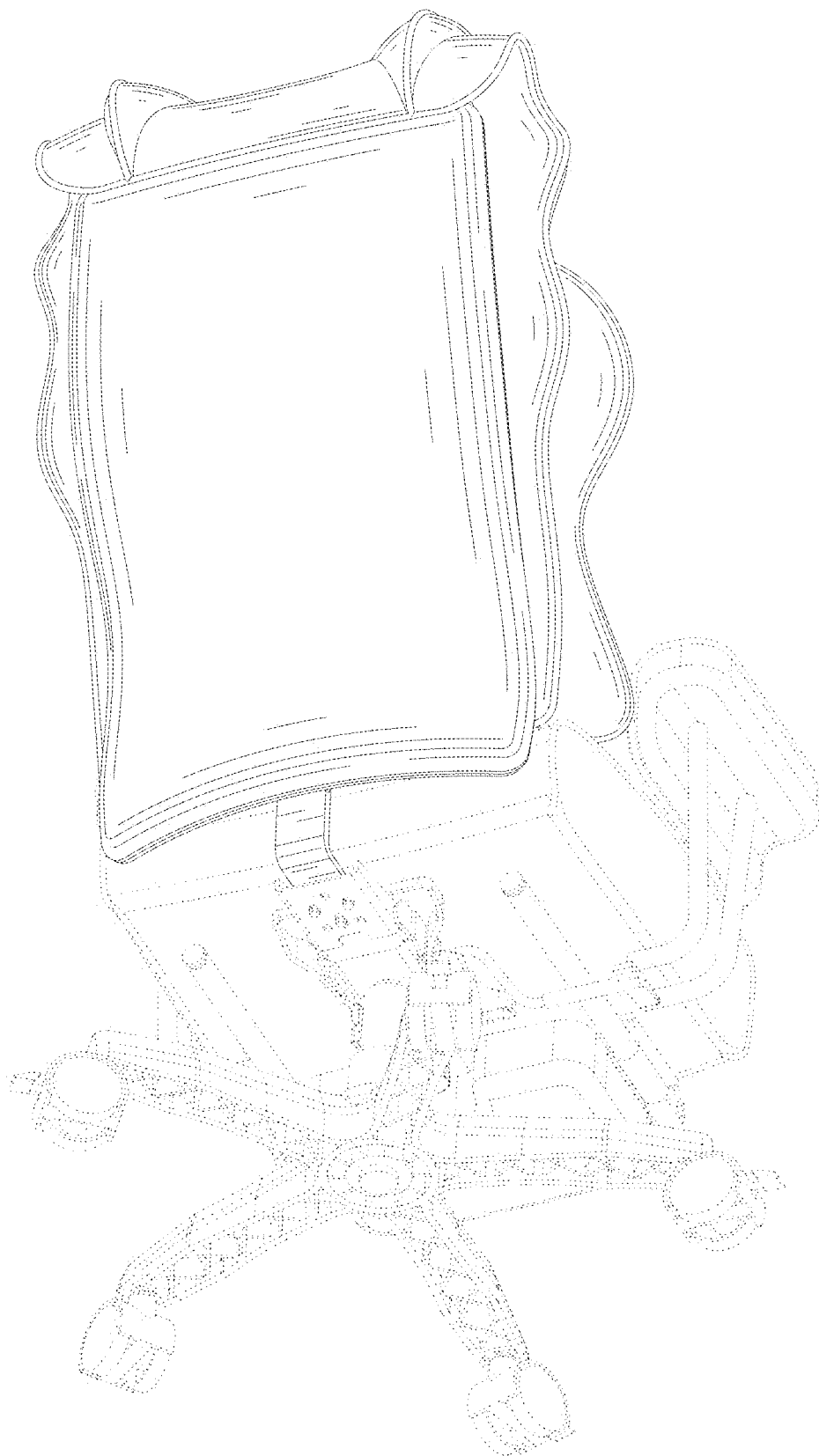


FIG. 2

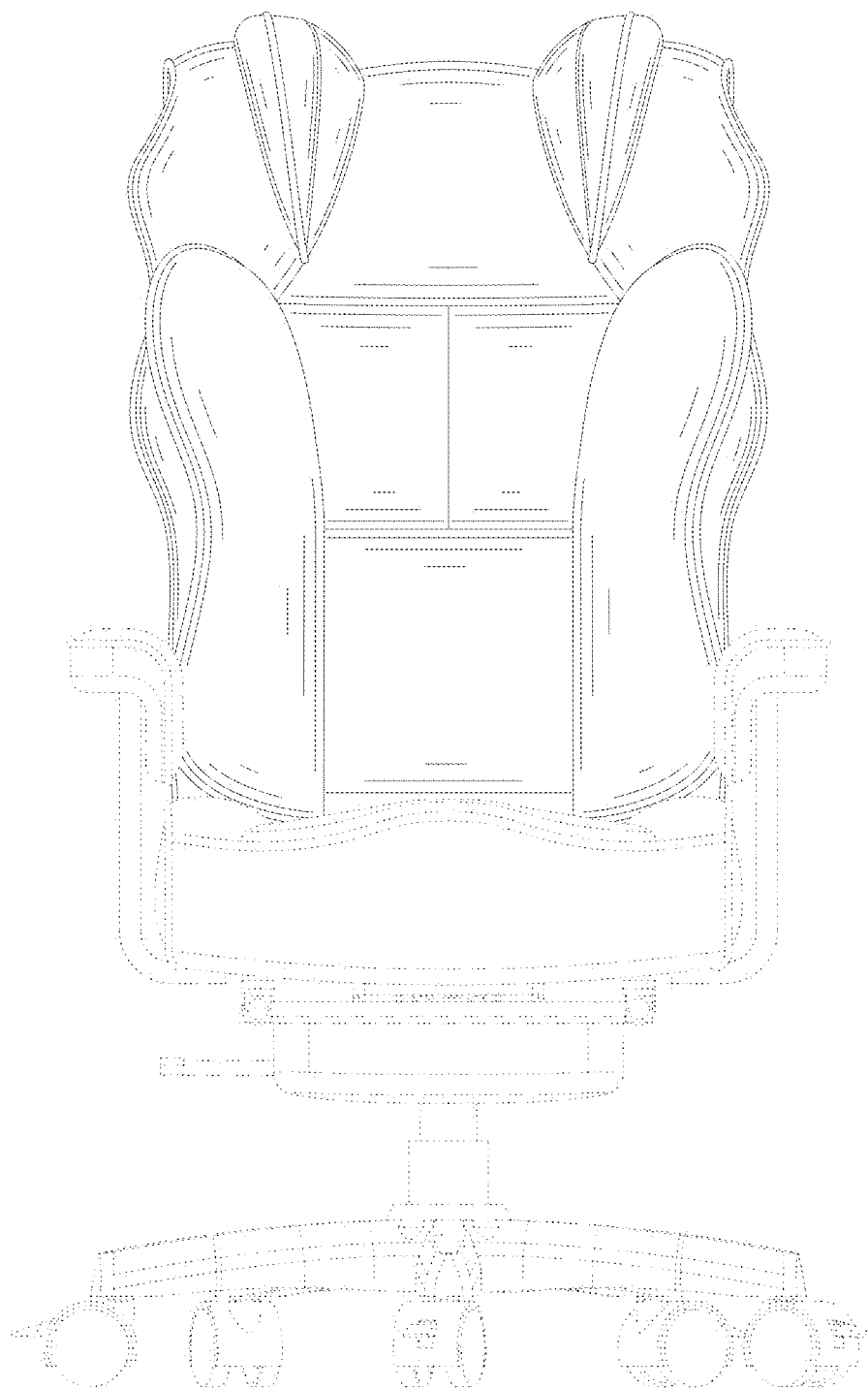


FIG. 3

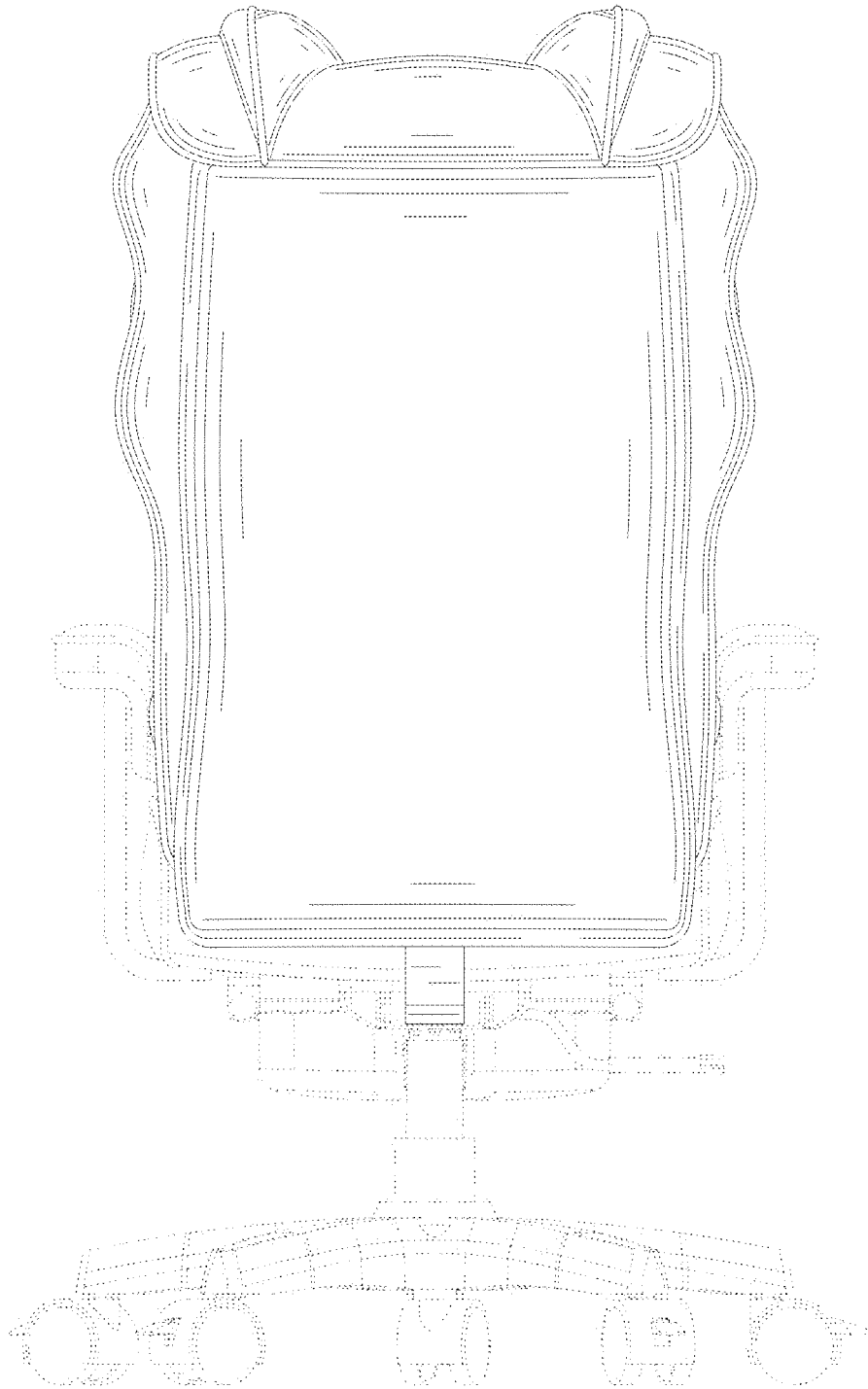


FIG. 4

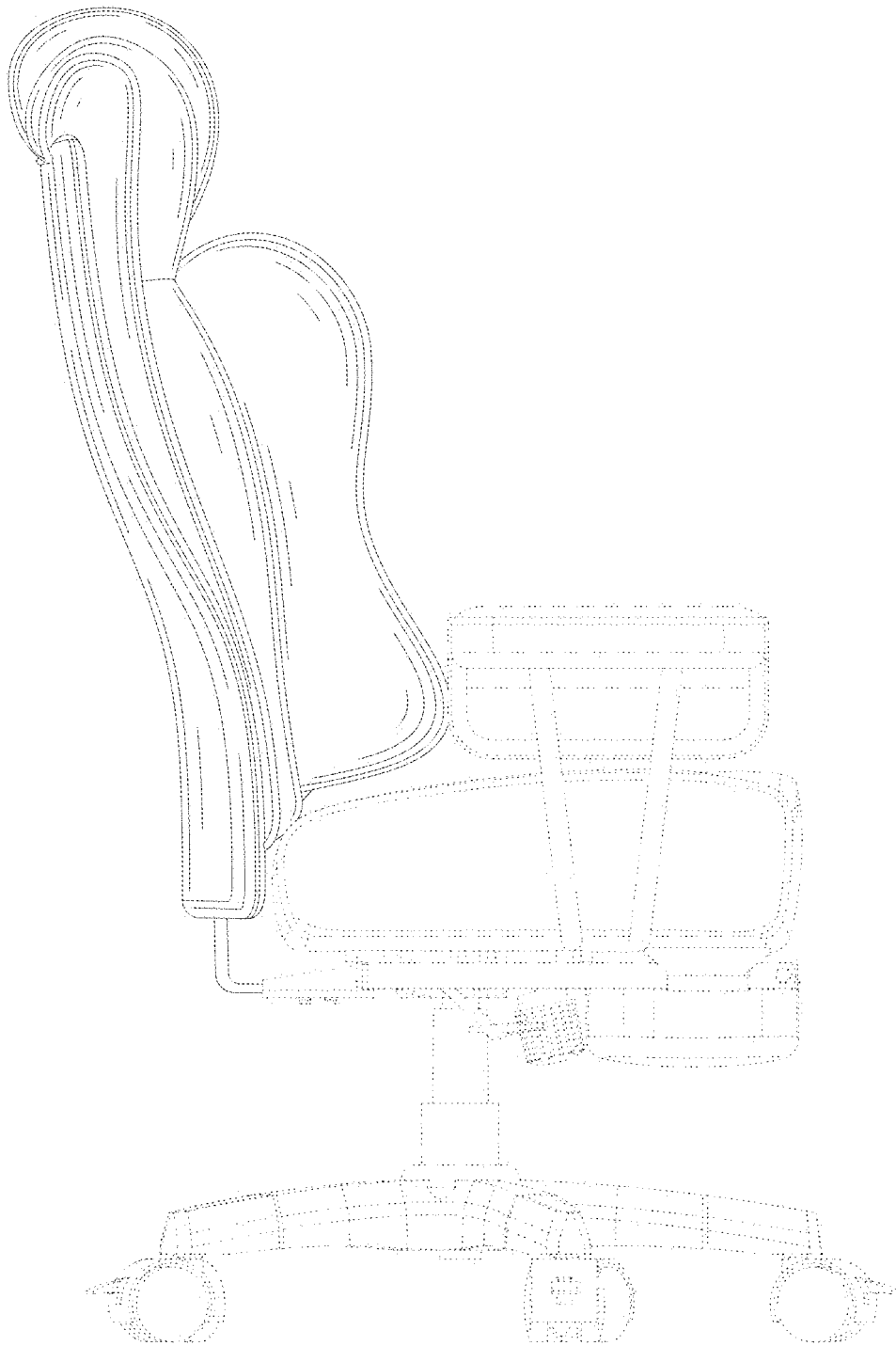


FIG. 5

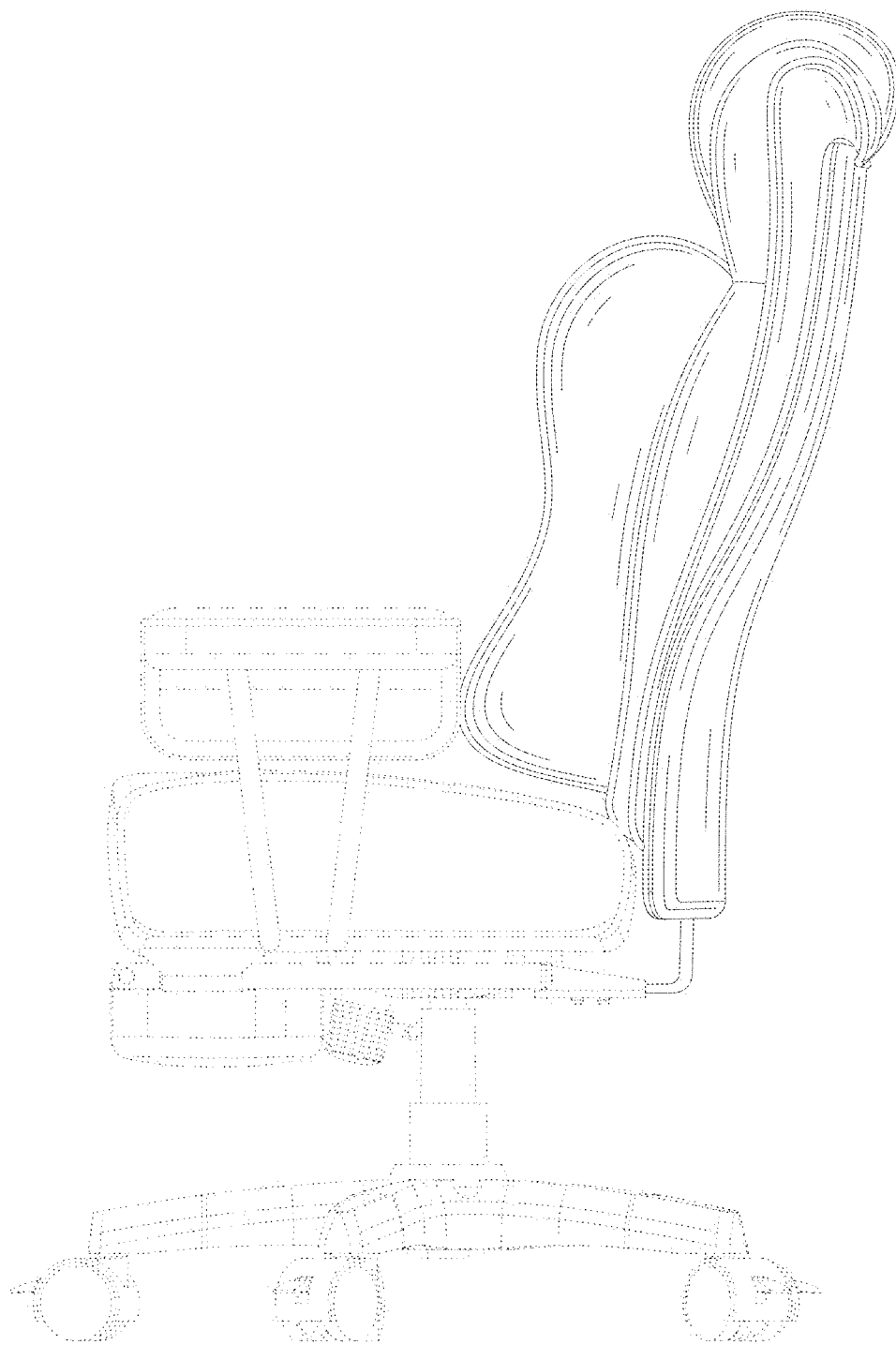


FIG. 6




FIG. 7

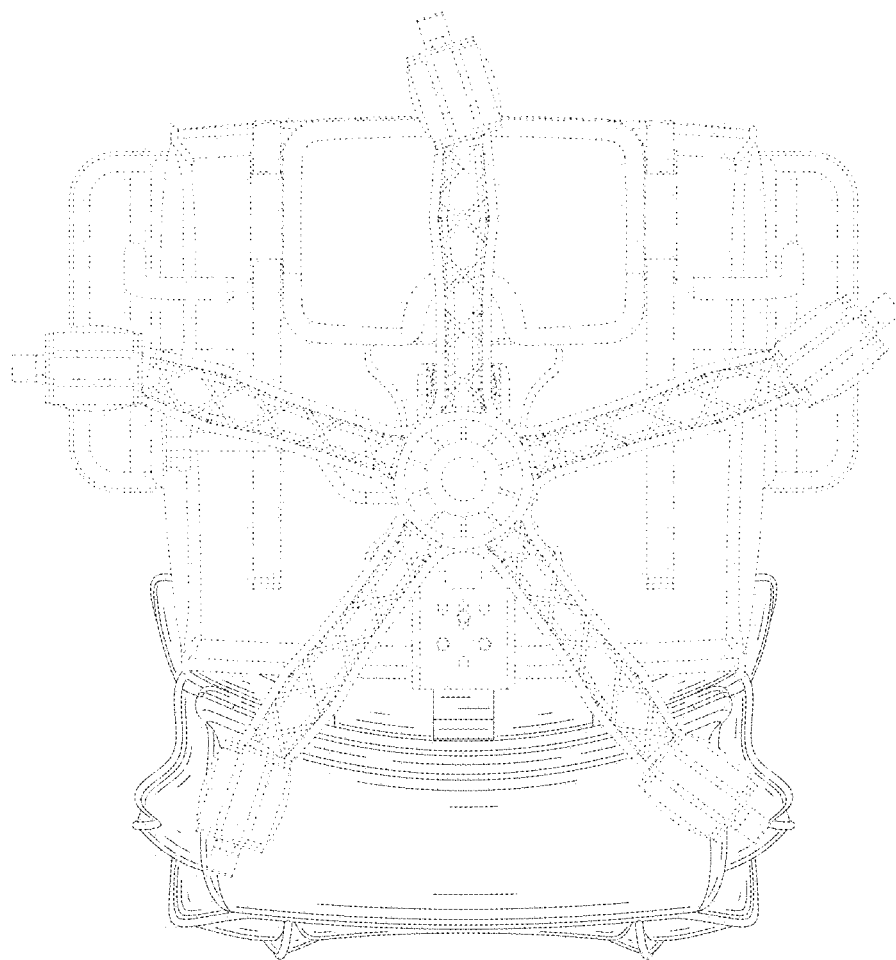


FIG. 8