



US0D1077074S

(12) **United States Design Patent**
Li

(10) **Patent No.:** **US D1,077,074 S**

(45) **Date of Patent:** **** May 27, 2025**

(54) **MAGNETIC BUILDING BLOCK**

(71) Applicant: **Quanwo Zhizao Culture (Shantou)**
Co., Ltd., Shantou (CN)

(72) Inventor: **Xiaoquan Li, Shantou (CN)**

(73) Assignee: **Quanwo Zhizao Culture (Shantou)**
Co., Ltd., Shantou (CN)

(**) Term: **15 Years**

(21) Appl. No.: **29/970,976**

(22) Filed: **Oct. 31, 2024**

(51) **LOC (15) Cl.** **21-01**

(52) **U.S. Cl.**
USPC **D21/499; D21/404**

(58) **Field of Classification Search**
USPC D21/404, 484, 489, 491, 494, 499, 500,
D21/504
CPC A63H 33/04; A63H 33/046; A63H 33/26
See application file for complete search history.

(56) **References Cited**

U.S. PATENT DOCUMENTS

6,024,626	A *	2/2000	Mendelsohn	A63H 33/046
					446/124
8,495,850	B1 *	7/2013	Lin	A63H 33/086
					446/124
D806,179	S *	12/2017	Simonds	D21/499
9,873,062	B2 *	1/2018	Purns	A63H 33/06
11,406,909	B2 *	8/2022	Zhang	A63H 33/26
11,766,622	B1	9/2023	Chen		
D1,027,066	S	5/2024	Chen		
12,151,182	B2 *	11/2024	Chen	A63H 33/046
D1,057,851	S *	1/2025	Chen	D21/404
D1,058,691	S *	1/2025	Chen	D21/404
D1,061,724	S *	2/2025	Chen	D21/404

(Continued)

Primary Examiner — Cynthia M. Chin

(74) *Attorney, Agent, or Firm* — ScienBiziP, P.C.

(57) **CLAIM**

The ornamental design for a magnetic building block, as shown and described.

DESCRIPTION

FIG. 1 is a front, right, and top perspective view of a magnetic building block of a first embodiment, showing my design.

FIG. 2 is a rear, left, and bottom perspective view thereof.

FIG. 3 is a front elevation view thereof.

FIG. 4 is a rear elevation view thereof.

FIG. 5 is a left side elevation view thereof.

FIG. 6 is a right side elevation view thereof.

FIG. 7 is a top plan view thereof.

FIG. 8 is a bottom plan view thereof.

FIG. 9 is another front, right, and top perspective view thereof, showing a cover on the magnetic building block in a use state.

FIG. 10 is a front, right, and top perspective view of a magnetic building block of a second embodiment, showing my design.

FIG. 11 is a rear, left, and bottom perspective view thereof.

FIG. 12 is a front elevation view thereof.

FIG. 13 is a rear elevation view thereof.

FIG. 14 is a left side elevation view thereof.

FIG. 15 is a right side elevation view thereof.

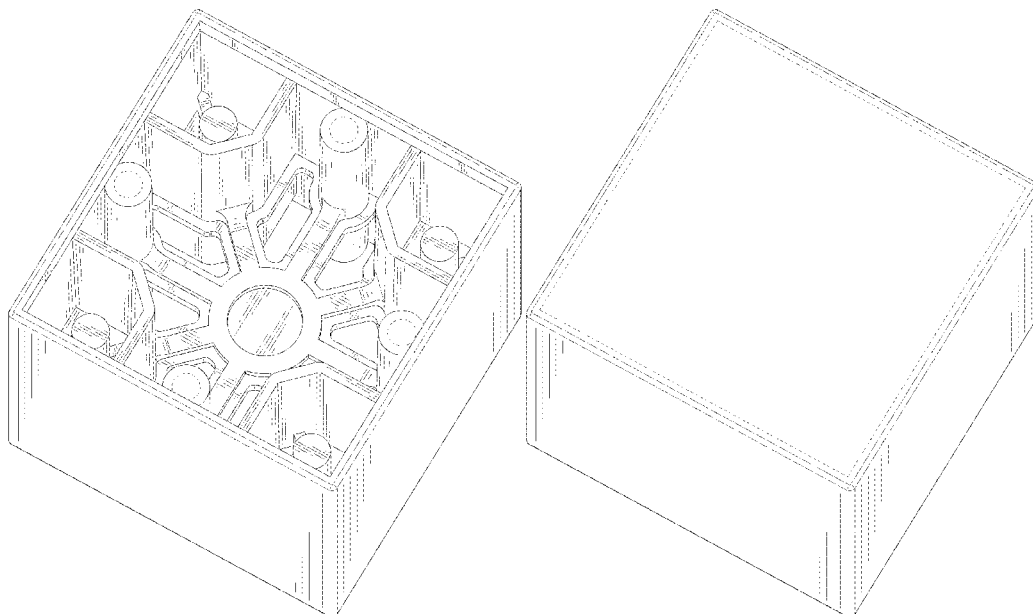
FIG. 16 is a top plan view thereof.

FIG. 17 is a bottom plan view thereof; and,

FIG. 18 is another front, right, and top perspective view thereof, showing a cover on the magnetic building block in a use state.

The broken lines in the drawings illustrate portions of the magnetic building block that form no part of the claimed design. The broken lines showing a cover in FIGS. 9 and 18 depict environment and form no part of the claimed design.

1 Claim, 18 Drawing Sheets



(56)

References Cited

U.S. PATENT DOCUMENTS

2015/0258462	A1 *	9/2015	Wei	A63H 33/06 446/92
2015/0262744	A1 *	9/2015	Wei	H01F 7/02 335/306
2024/0238689	A1 *	7/2024	Chen	A63H 33/046
2025/0041753	A1 *	2/2025	Chen	A63H 33/046

* cited by examiner

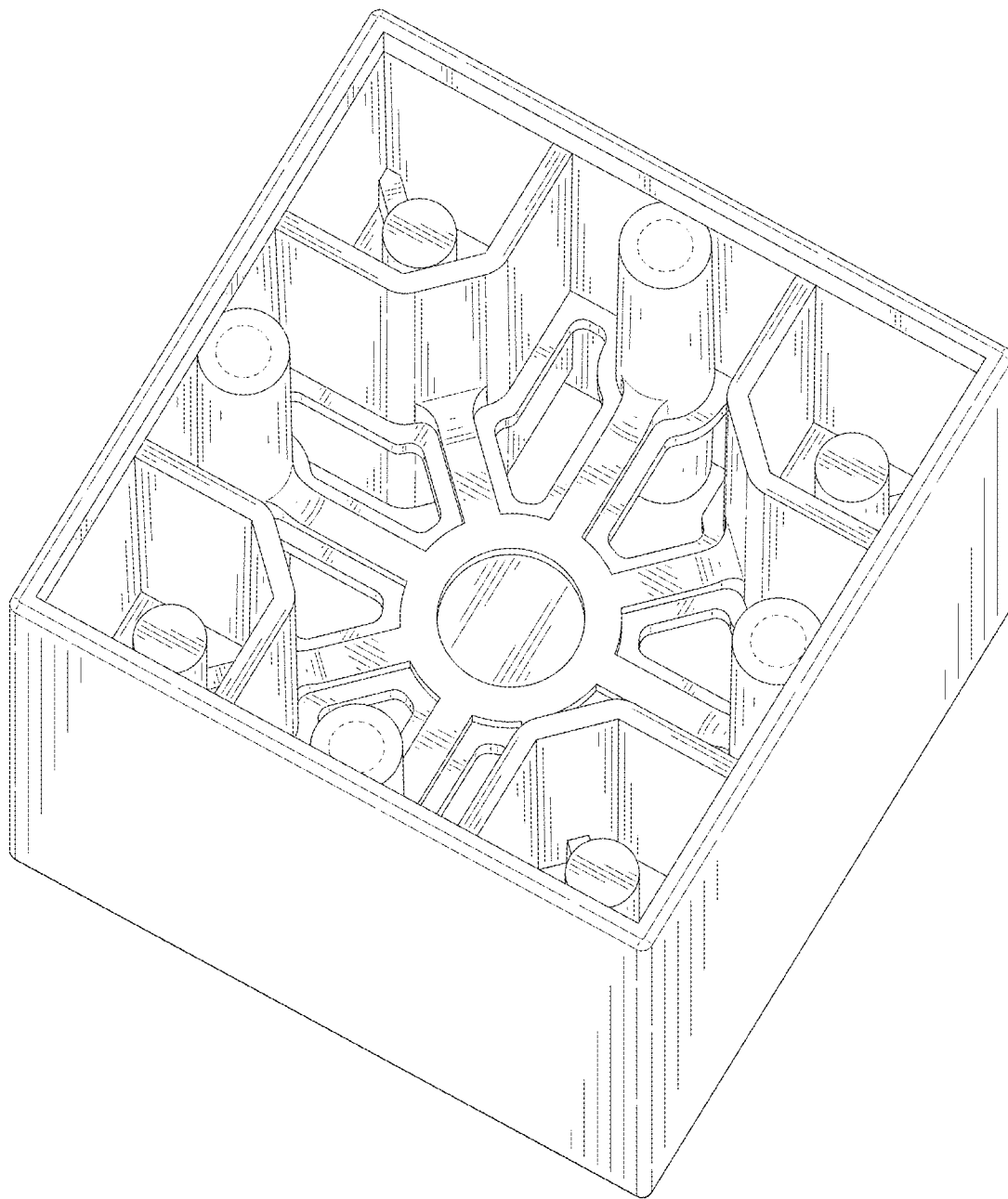


FIG. 1

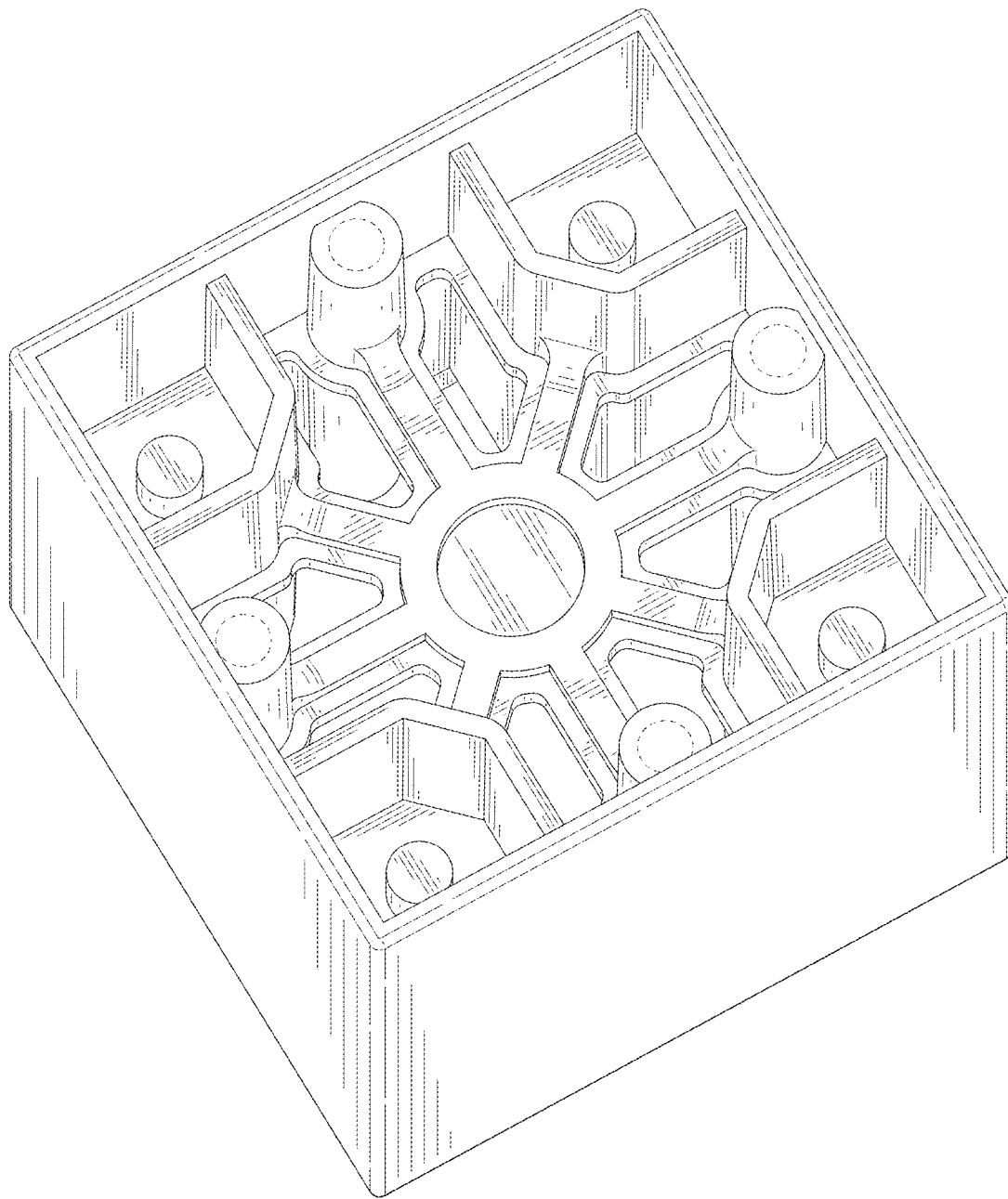


FIG. 2




FIG. 3




FIG. 4




FIG. 5




FIG. 6




FIG. 7




FIG. 8

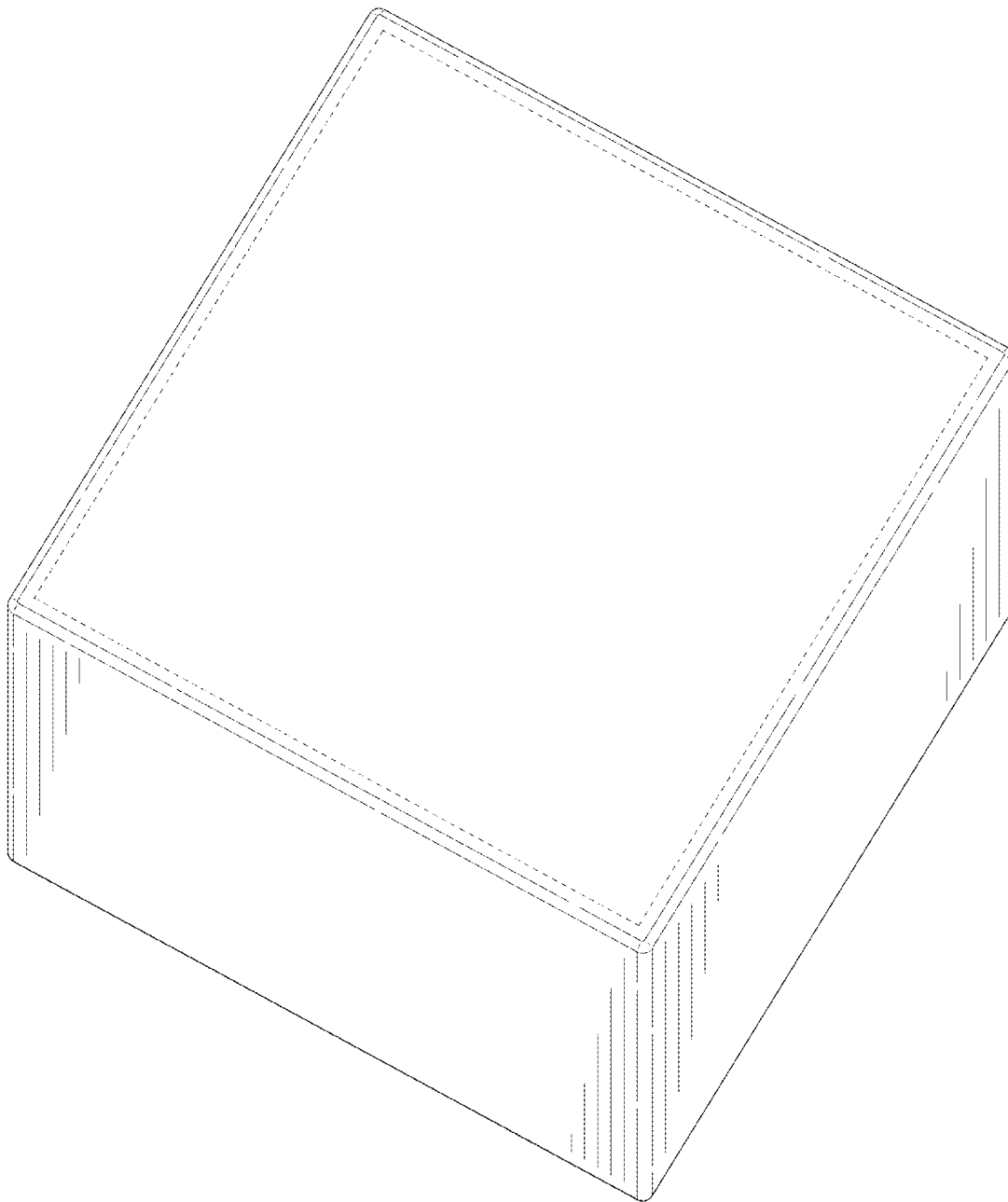


FIG. 9

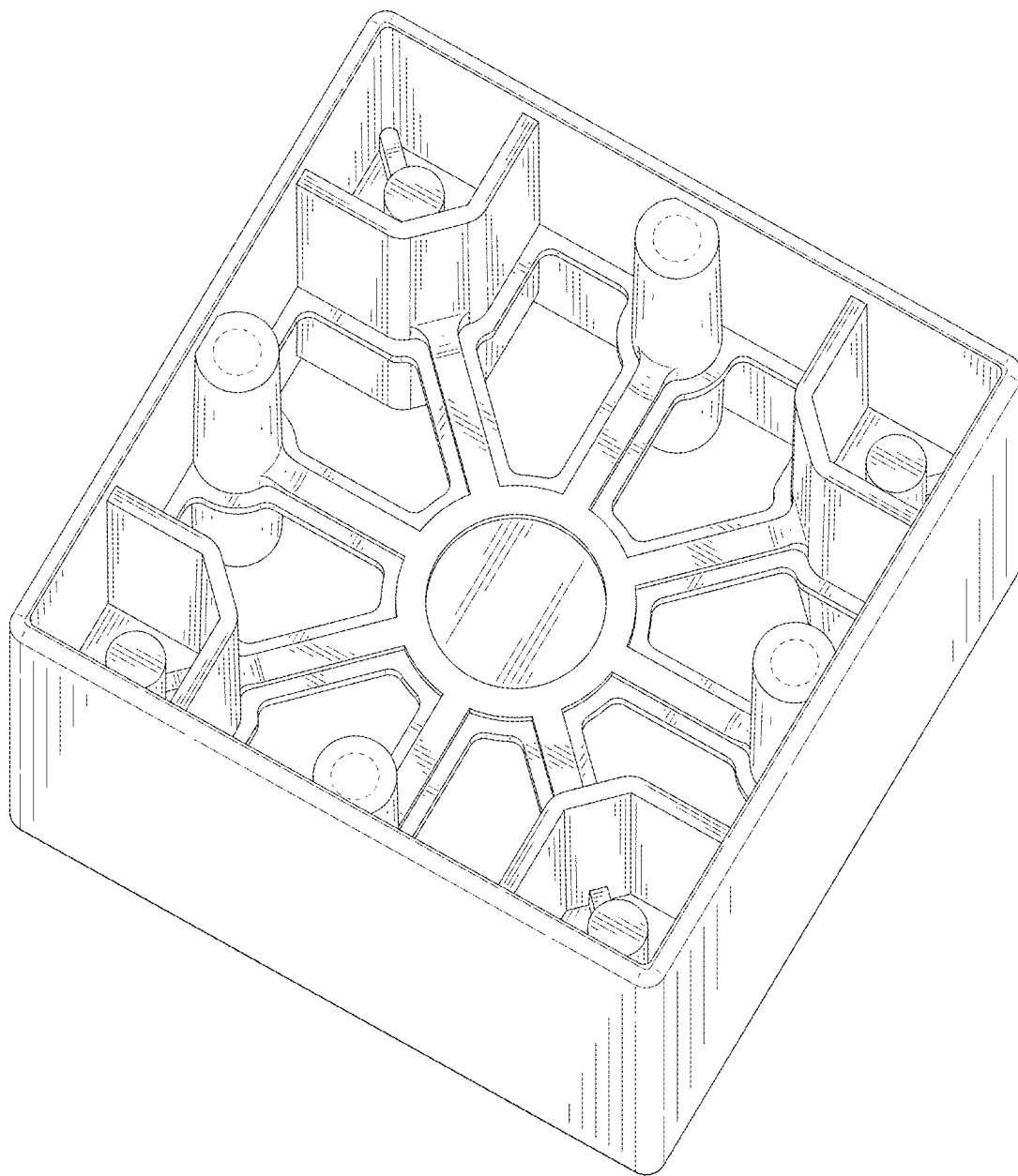


FIG. 10

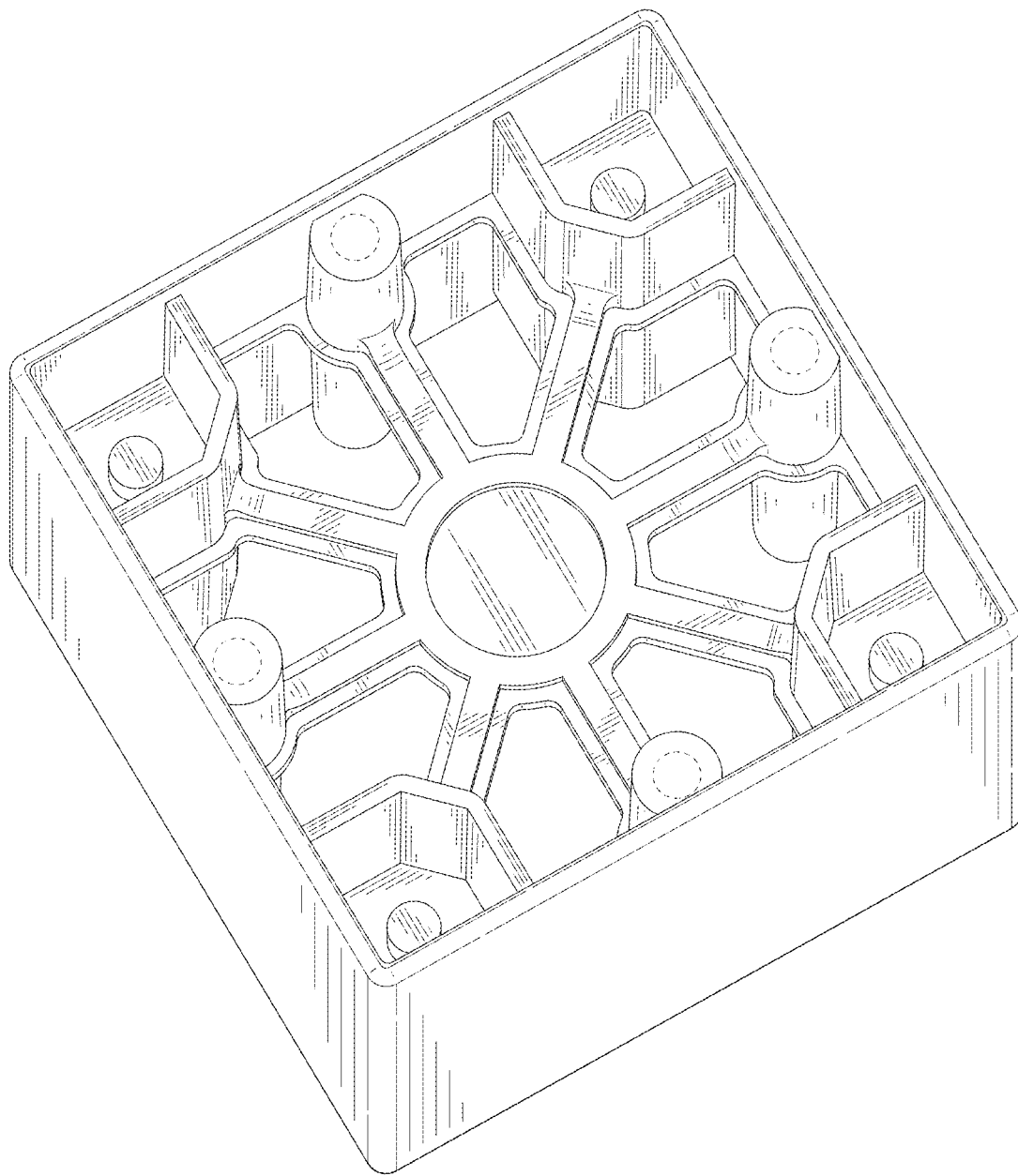


FIG. 11




FIG. 12

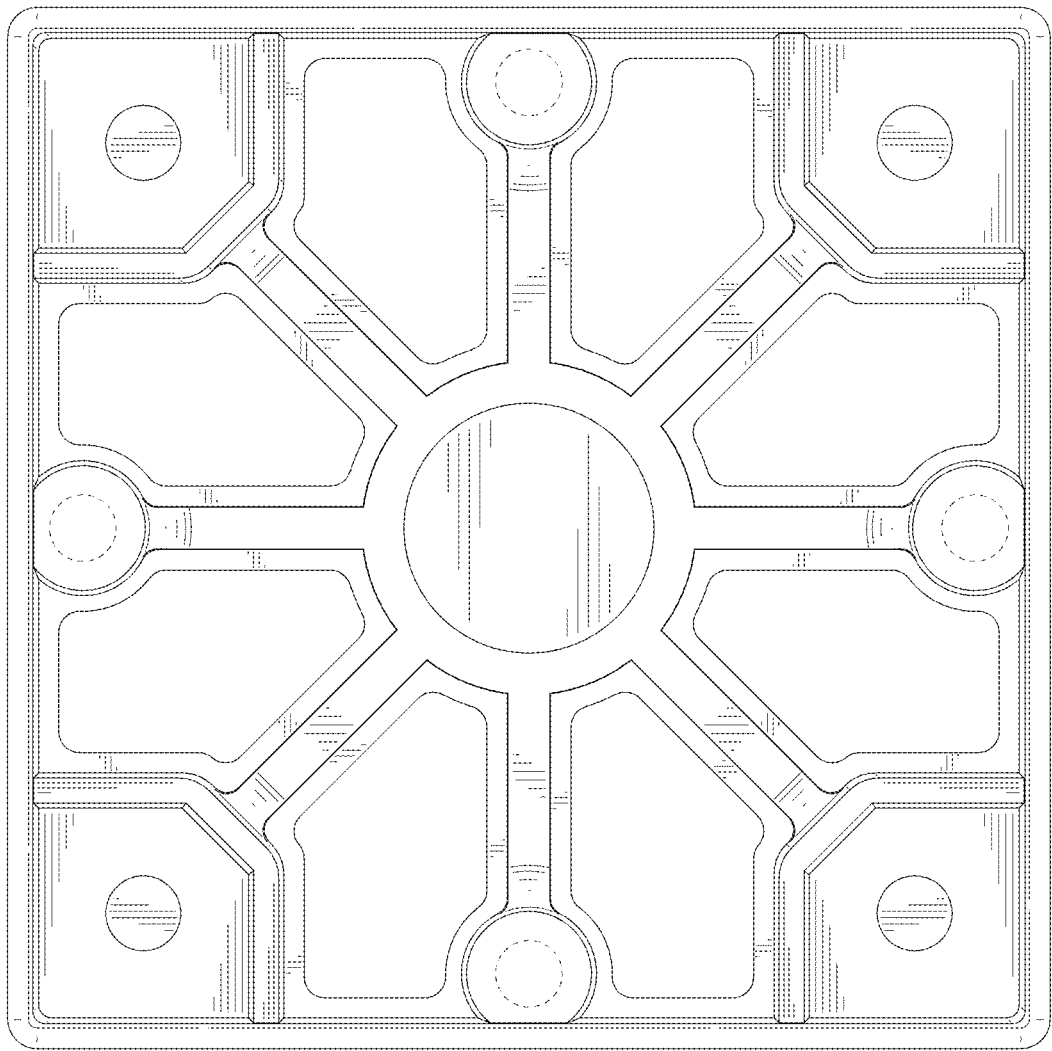


FIG. 13




FIG. 14




FIG. 15




FIG. 16




FIG. 17

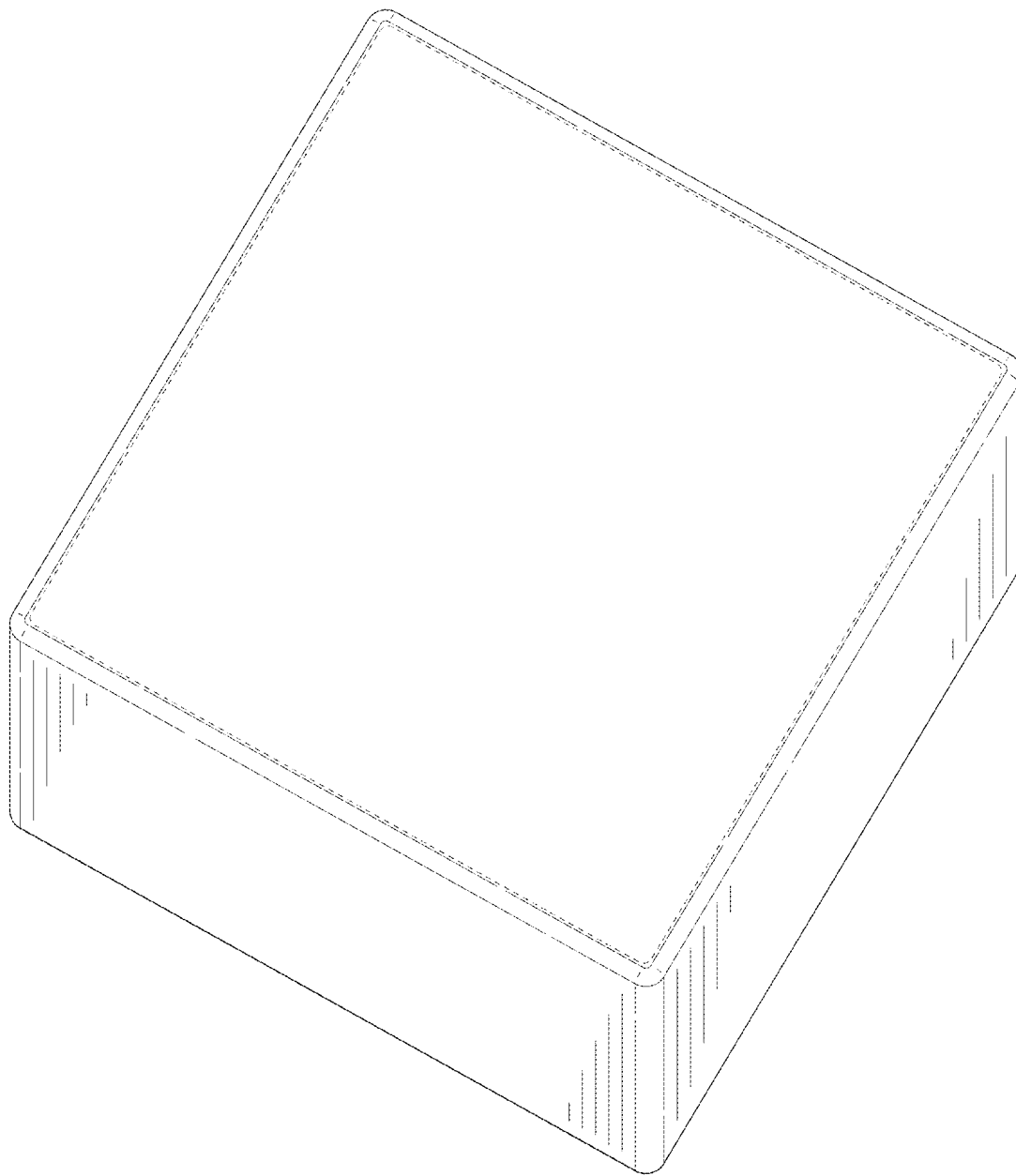


FIG. 18