

(12) **United States Design Patent**
Orland et al.

(10) **Patent No.:** **US D1,077,125 S**
(45) **Date of Patent:** **** May 27, 2025**

(54) **LAUNCHING TUBE FOR CONSUMER
FIREWORKS AERIAL DISPLAY SHELLS**

(71) Applicant: **Jake's Fireworks Inc.**, Pittsburg, KS
(US)

(72) Inventors: **Aaron S Orland**, Carl Junction, MO
(US); **Carl R Whitmarsh**, Owasso, OK
(US)

(73) Assignee: **Jake's Fireworks Inc.**, Pittsburg, KS
(US)

(**) Term: **15 Years**

(21) Appl. No.: **29/994,682**

(22) Filed: **Mar. 21, 2025**

(51) **LOC (15) Cl.** **22-01**

(52) **U.S. Cl.**
USPC **D22/113**

(58) **Field of Classification Search**
USPC D22/112–113
CPC F42B 4/24; F42B 4/04; F42B 4/14; F42B
4/06
See application file for complete search history.

(56) **References Cited**

U.S. PATENT DOCUMENTS

1,922,081	A *	8/1933	Driggs, Jr.	F42B 4/02 102/357
3,280,744	A	10/1966	Brown		
5,094,422	A	3/1992	Tiffany		
6,286,429	B1 *	9/2001	Marietta	F41F 3/04 102/342
6,851,371	B1 *	2/2005	Wah	F41A 23/54 102/358
D541,898	S *	5/2007	Marietta	D22/113
8,720,340	B1	5/2014	Kendrix		
8,807,037	B2	8/2014	Marietta		
9,506,730	B1 *	11/2016	Marietta	F42B 4/14
9,897,422	B1 *	2/2018	Marietta	F42B 4/14

D1,025,276	S	4/2024	Jiang		
2005/0109232	A1 *	5/2005	Yu	F42B 4/02 102/357
2012/0312185	A1 *	12/2012	Marietta	F42B 4/20 102/357

(Continued)

FOREIGN PATENT DOCUMENTS

CN 2558981 Y 8/2002

OTHER PUBLICATIONS

<https://cults3d.com/en/3d-model/various/roman-candle-holder-30mm>.

Primary Examiner — Michael A. Pratt

(74) *Attorney, Agent, or Firm* — Hovey Williams LLP

(57) **CLAIM**

The ornamental design for a launching tube for consumer fireworks aerial display shells, as shown and described.

DESCRIPTION

FIG. 1 is a top perspective view of a launching tube for consumer fireworks aerial display shells according to our new design;

FIG. 2 is a front elevation view thereof, the rear elevation view being identical;

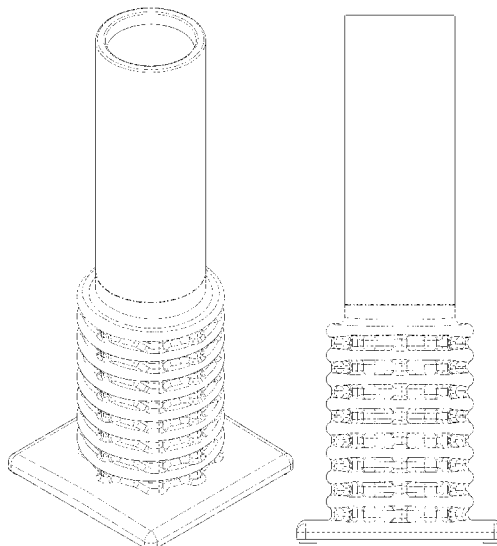
FIG. 3 is a side elevation view thereof, the opposite side view being identical;

FIG. 4 is a top plan view thereof; and,

FIG. 5 is a bottom plan view thereof.

The dot-dash lines in the drawings are boundary lines, which define the bounds of the claimed design. It is understood that the claimed design extends to these boundaries but does not include the boundaries and the area between the boundaries. The dashed broken lines in the drawings depict portions of the launching tube for consumer fireworks aerial display shells that form no part of the claimed design.

1 Claim, 4 Drawing Sheets



(56)

References Cited

U.S. PATENT DOCUMENTS

2017/0299350 A1* 10/2017 Marietta F42B 4/22
2025/0067547 A1* 2/2025 Smith F42C 15/42

* cited by examiner

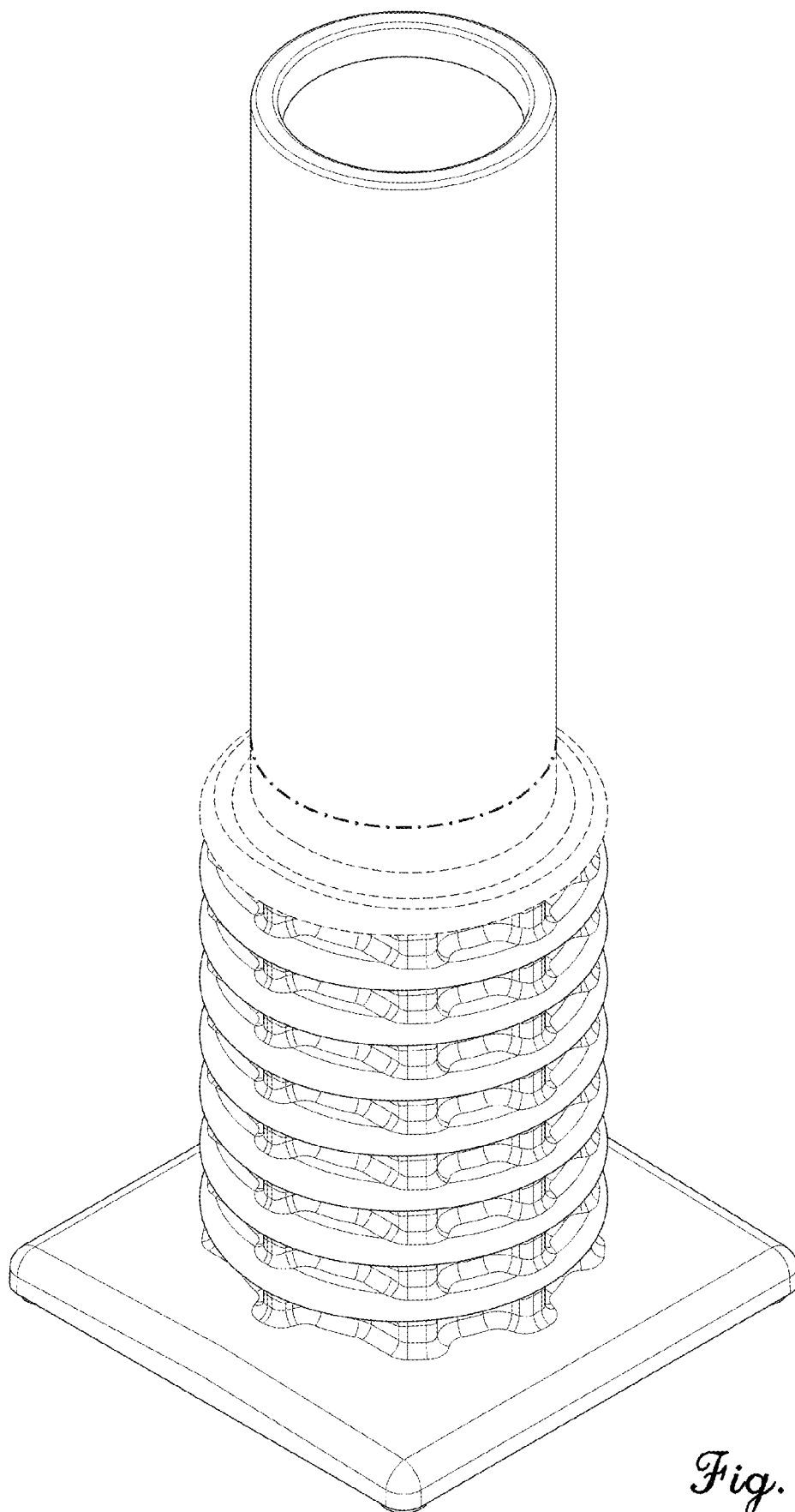


Fig. 1.

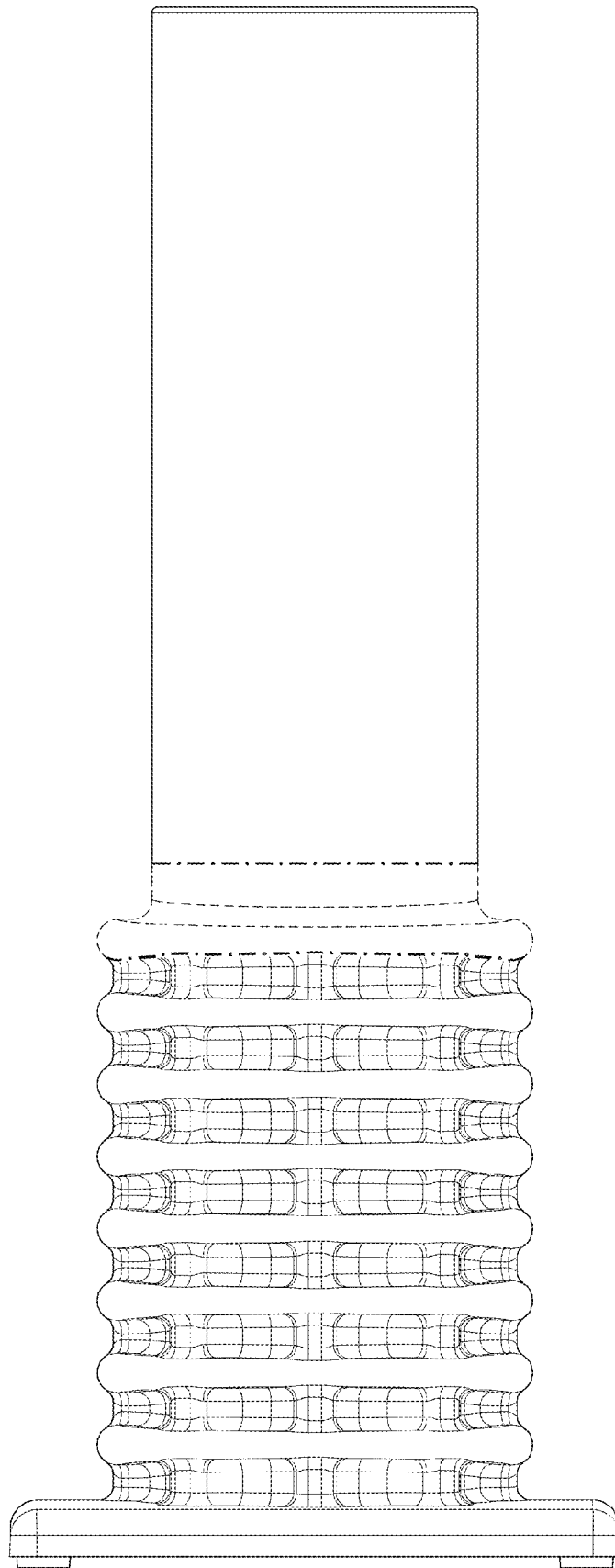


Fig. 2.

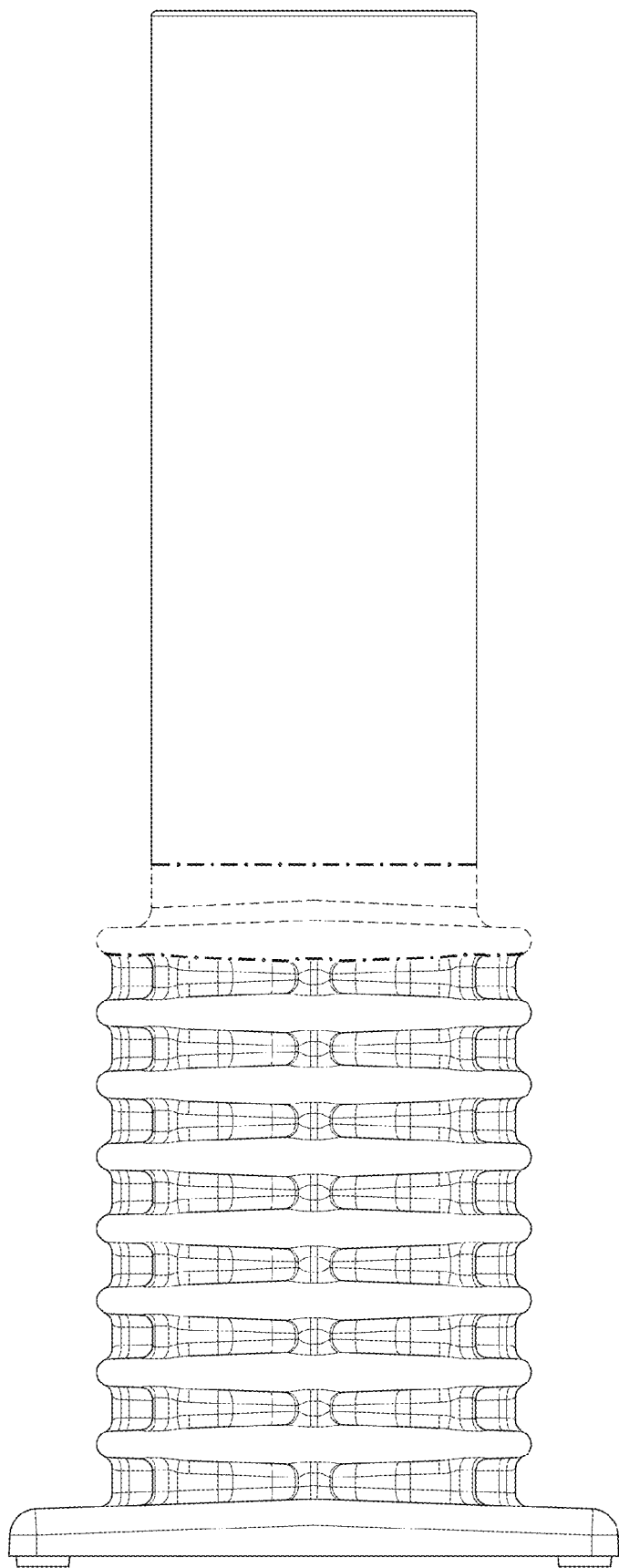


Fig. 3.

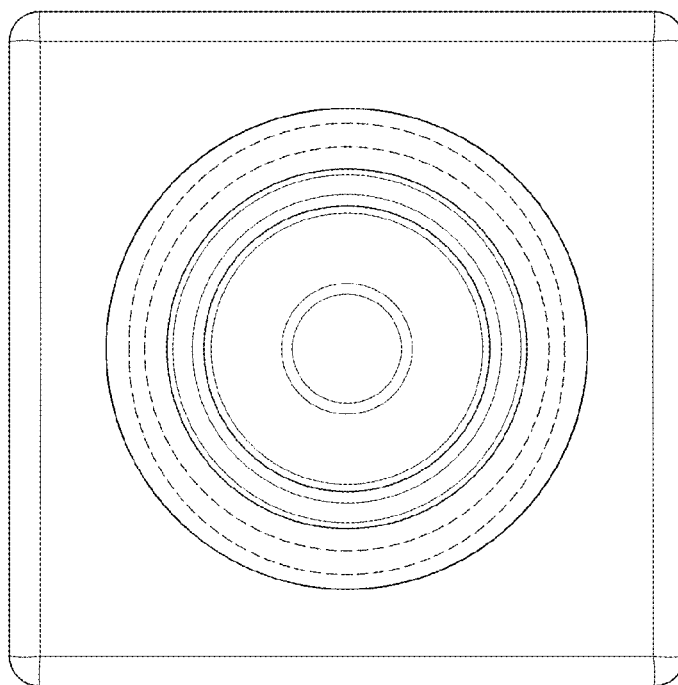


Fig. 4.

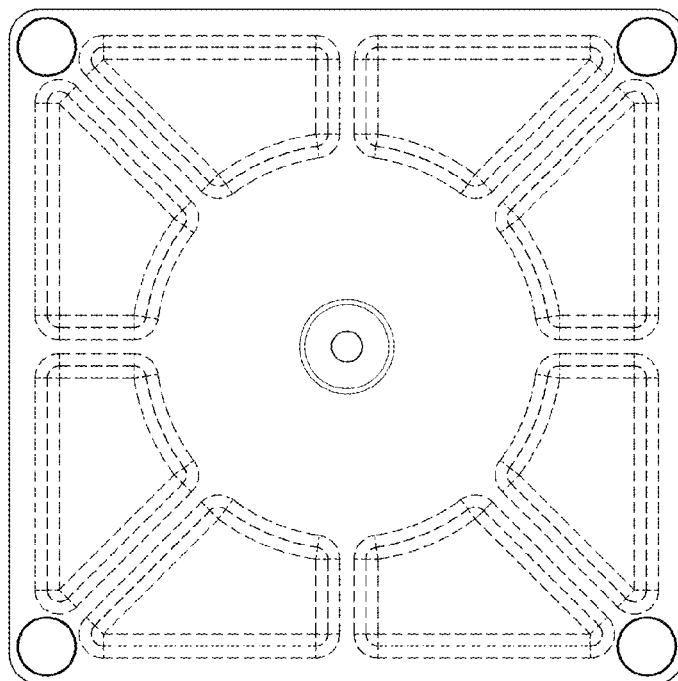


Fig. 5.