

(12) **United States Design Patent** (10) **Patent No.:** **US D1,077,259 S**
Guo (45) **Date of Patent:** **** May 27, 2025**

(54) **RED LIGHT THERAPY DEVICE**

(71) Applicant: **Chen Guo**, Qingdao (CN)

(72) Inventor: **Chen Guo**, Qingdao (CN)

(**) Term: **15 Years**

(21) Appl. No.: **29/960,749**

(22) Filed: **Sep. 2, 2024**

(51) **LOC (15) Cl.** **24-01**

(52) **U.S. Cl.**
USPC **D24/209**

(58) **Field of Classification Search**
USPC D24/158, 185, 200, 209, 210; D26/39,
D26/51, 120
CPC A61N 2005/0652; A61N 2005/0659; A61N
2005/0663; A61N 2005/0615; A61N
5/0616

See application file for complete search history.

(56) **References Cited**

U.S. PATENT DOCUMENTS

10,357,567	B1 *	7/2019	Lundahl	A61K 47/10
10,589,122	B2 *	3/2020	Boyajian	A61N 5/062
10,603,508	B2 *	3/2020	Boyajian	A61B 5/0082
D962,459	S	8/2022	Wang		
11,452,883	B1 *	9/2022	Marchese	A61N 5/0617
D1,003,445	S	10/2023	He		
D1,010,838	S *	1/2024	Zhao	D24/189
D1,035,022	S	7/2024	Chen		
D1,040,362	S	8/2024	Zhou		
2010/0010591	A1 *	1/2010	Daffer	A61N 5/0616
					604/289
2014/0067024	A1 *	3/2014	Jones	A61N 5/0616
					607/90

FOREIGN PATENT DOCUMENTS

CN	306945942	*	11/2021
CN	308261714	*	10/2023
CN	308858351	*	9/2024

(Continued)

OTHER PUBLICATIONS

Amazon.com: Red Light Therapy, Red Light Therapy Lamp for Body, Red Infrared Light Therapy Panel with Stand, posted May 3, 2024 [retrieved online Oct. 25, 2024]. Retrieved from internet, <https://www.amazon.com/dp/B0CYZZDQWN> (Year: 2024).*

(Continued)

Primary Examiner — Justin M Jonaitis

Assistant Examiner — Samantha K Pollack

(74) *Attorney, Agent, or Firm* — Olive Law Group, PLLC

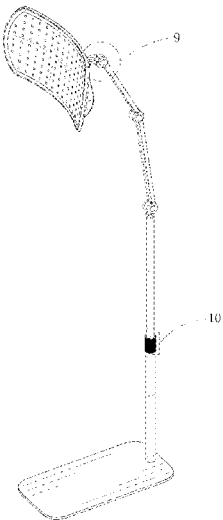
(57) **CLAIM**

The ornamental design for a red light therapy device, as shown and described.

DESCRIPTION

FIG. 1 is a top, front and right side perspective view of a red light therapy device, showing my new design;
FIG. 2 is a bottom, rear and left side perspective view thereof;
FIG. 3 is a front elevational view thereof;
FIG. 4 is a rear elevational view thereof;
FIG. 5 is a left side elevational view thereof;
FIG. 6 is a right side elevational view thereof;
FIG. 7 is a top plan view thereof;
FIG. 8 is a bottom plan view thereof;
FIG. 9 is an enlarged view of portion 9 in FIG. 1;
FIG. 10 is an enlarged view of portion 10 in FIG. 1;
FIG. 11 is an enlarged view of portion 11 in FIG. 2;
FIG. 12 is an enlarged view of portion 12 in FIG. 2; and,
FIG. 13 is an enlarged view of portion 13 in FIG. 2.
The broken lines show the features of the red light therapy device that form no part of the claimed design. The dash-dot-dash broken lines define the boundary of enlarged views and form no part of the claimed design.

1 Claim, 13 Drawing Sheets



(56)

References Cited

FOREIGN PATENT DOCUMENTS

CN	308894129	* 10/2024
GB	9004144160-0001	* 8/2017

OTHER PUBLICATIONS

Amazon.com: Red Light Therapy Lamp for Body, posted Oct. 9, 2023 [retrieved online Oct. 25, 2024]. Retrieved from internet, <https://www.amazon.com/Therapy-Infrared-Device-Protection-Goggles/> (Brown/dp/B0CJ2V41CC (Year: 2023)).*

Amazon.com: Red Light Therapy for Body, CLMTAS Infrared Red Light with Stand, posted Jun. 14, 2024 [retrieved online Oct. 25, 2024]. Retrieved from internet, <https://www.amazon.com/Light-Therapy-CLMTAS-Infrared-Device/dp/B0D72CRMF2/> (Year: 2024).*

Rectangular LED Magnifier Lamp Ks-1081m Mobile for Beauty, Salon, Clinic—LED Magnifying Lamp and Magnifying Light, posted date unavailable [retrieved online Oct. 25, 2024]. Retrieved from internet, <https://ew-surgical-light.en.made-in-china.com/product/asdnUVQKrChZ/> (Year: 2024).*

LED Pro Multiwave Light System, posted date unavailable [retrieved online Oct. 25, 2024]. Retrieved from internet, <https://skinact.com/products/led-pro-multiwave-light-system/> (Year: 2024).*

40W 26-Inch Half Moon Floor Lamp Three Color Temperature Nail Beauty Lamp—Half Moon Nail Lamp and Half Moon Table Lamp price, posted date unavailable [retrieved online Oct. 25, 2024]. Retrieved from internet, <https://nbsundy.en.made-in-china.com/product/OJUpMDZoCVrP/> (Year: 2024).*

* cited by examiner

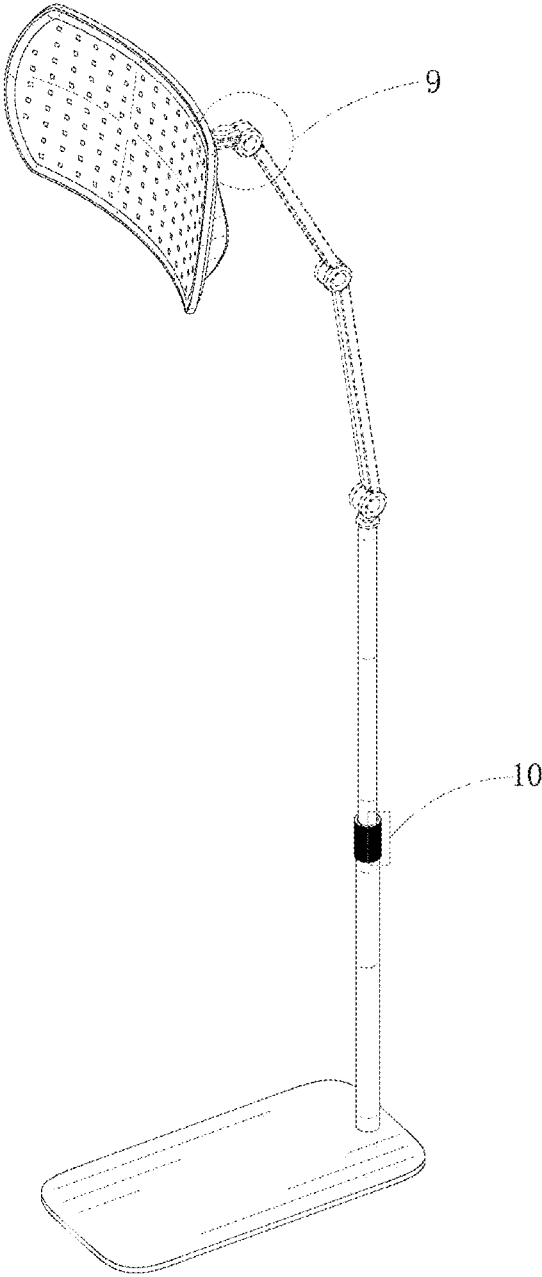


FIG. 1

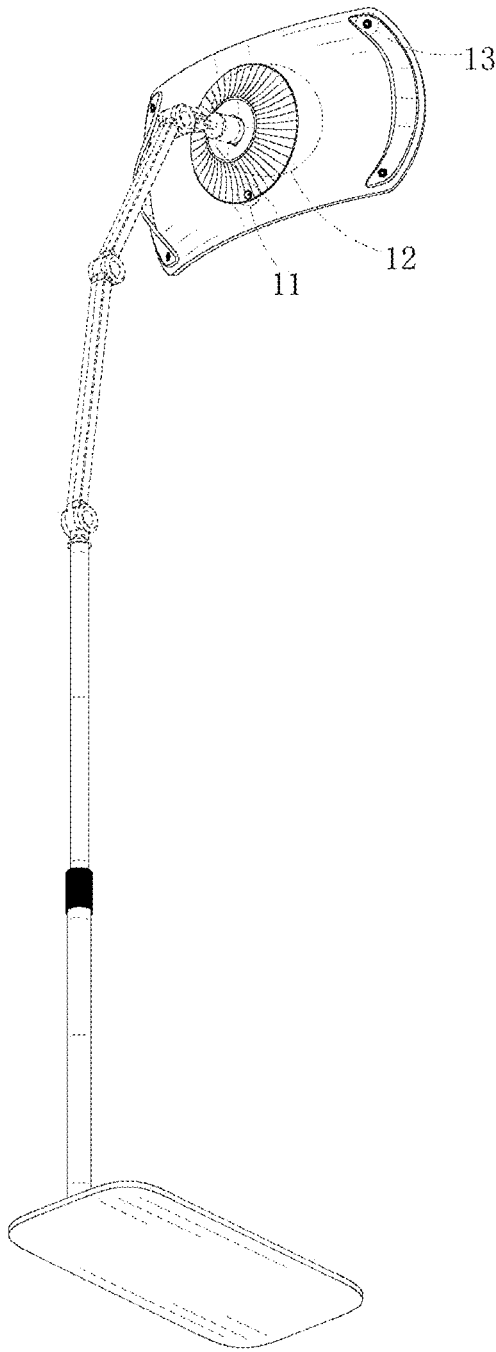


FIG. 2

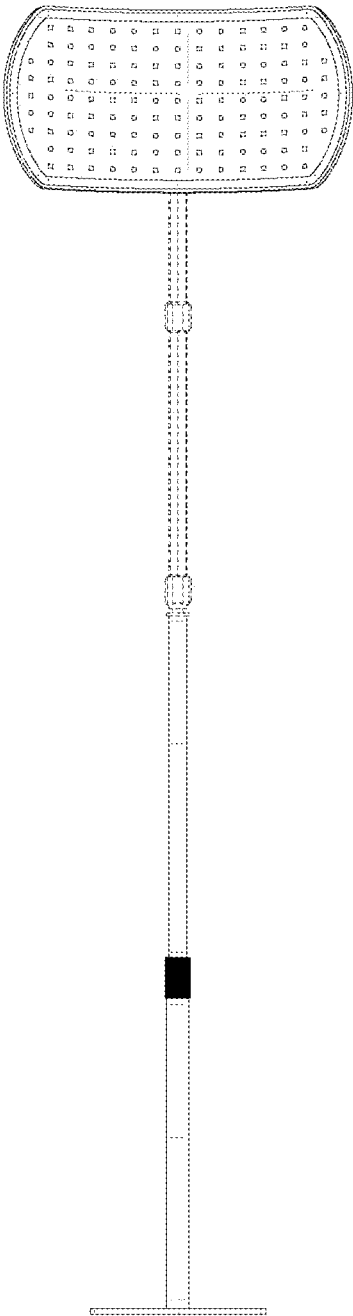


FIG. 3

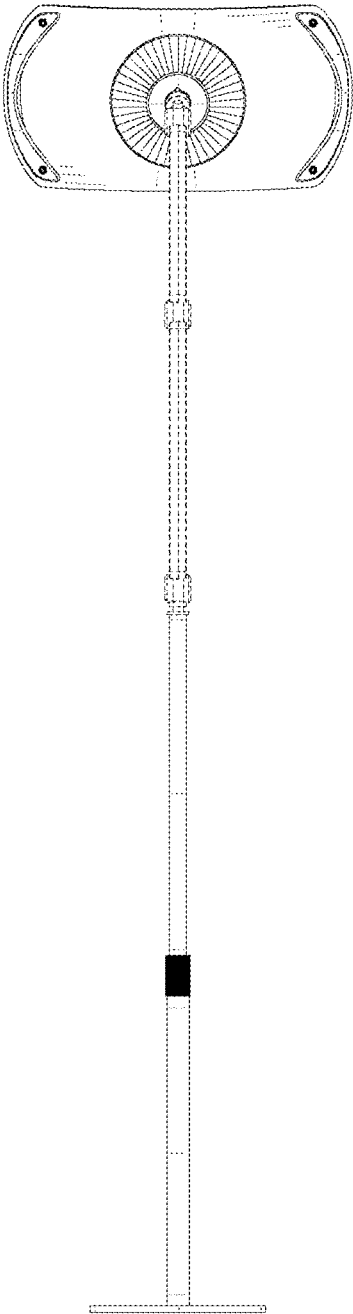


FIG. 4

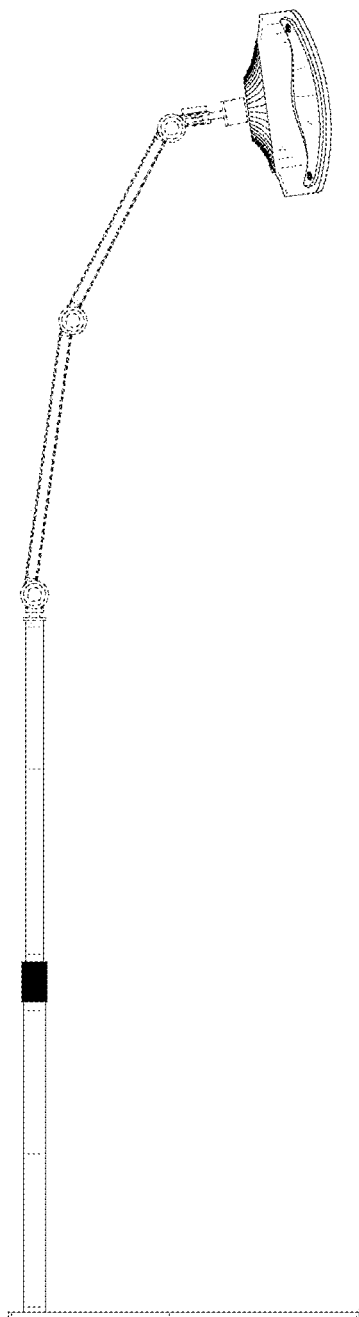


FIG. 5

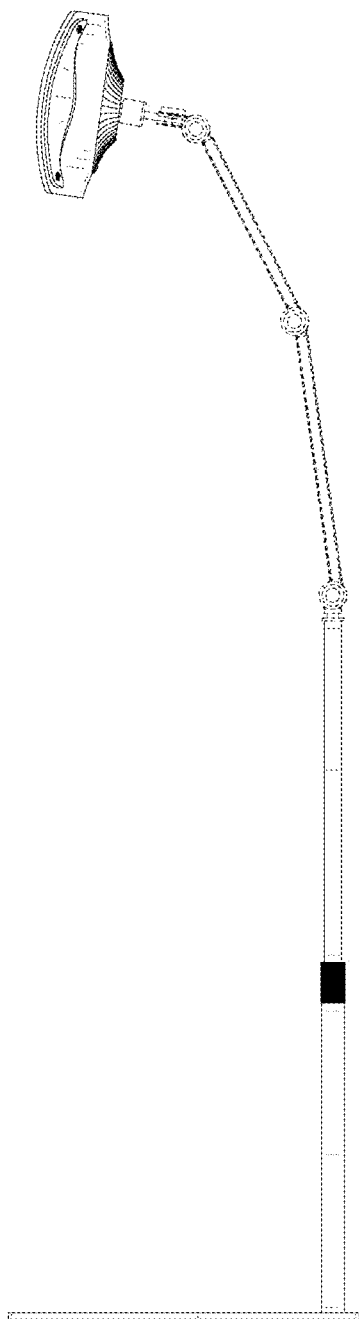


FIG. 6

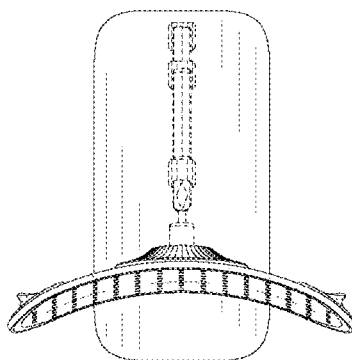


FIG. 7

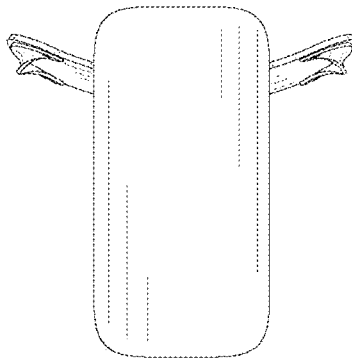


FIG. 8

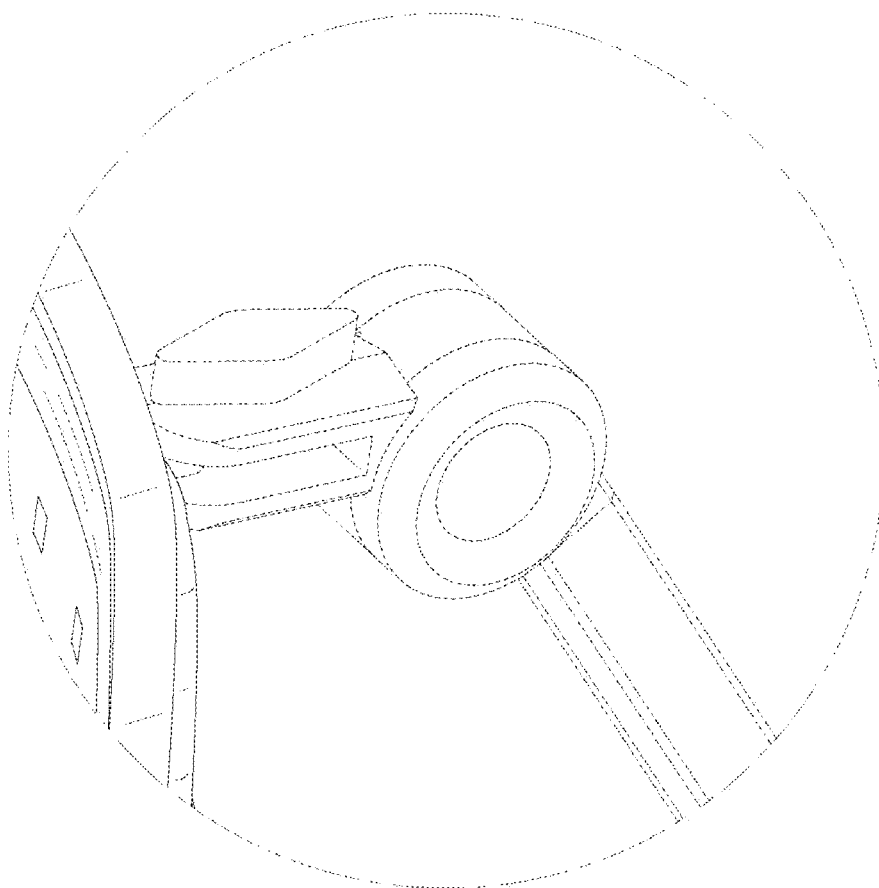


FIG. 9




FIG. 10

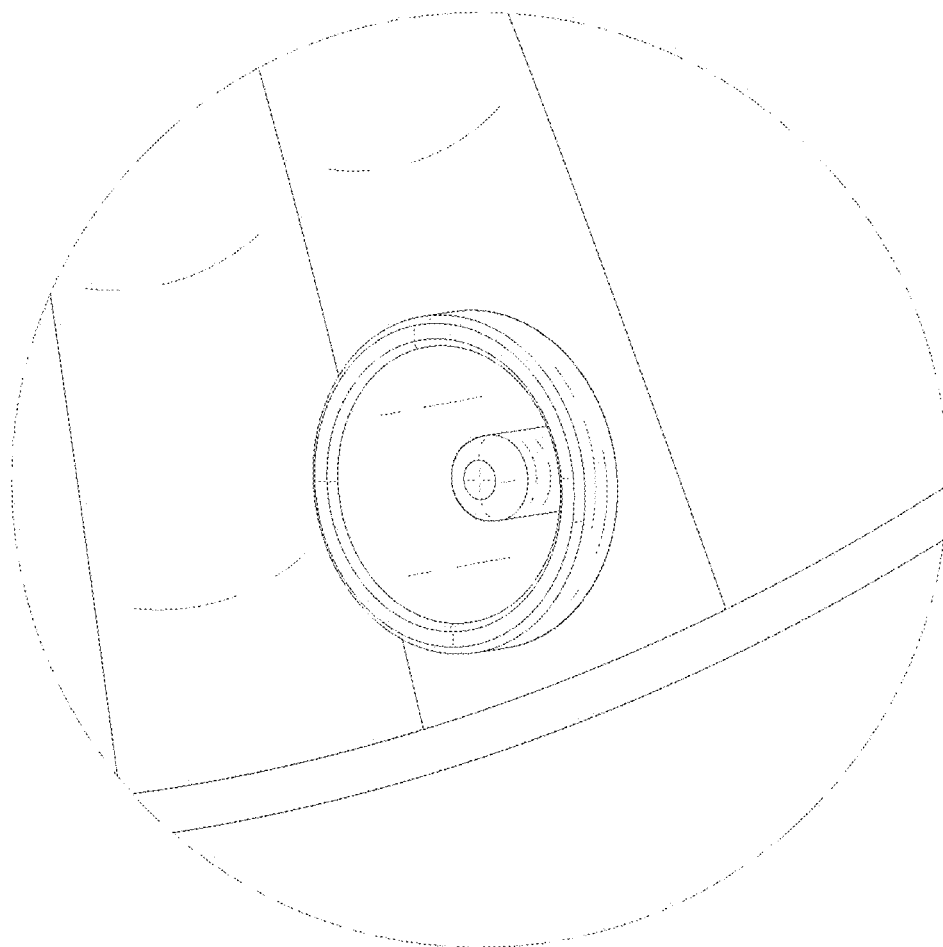


FIG. 11

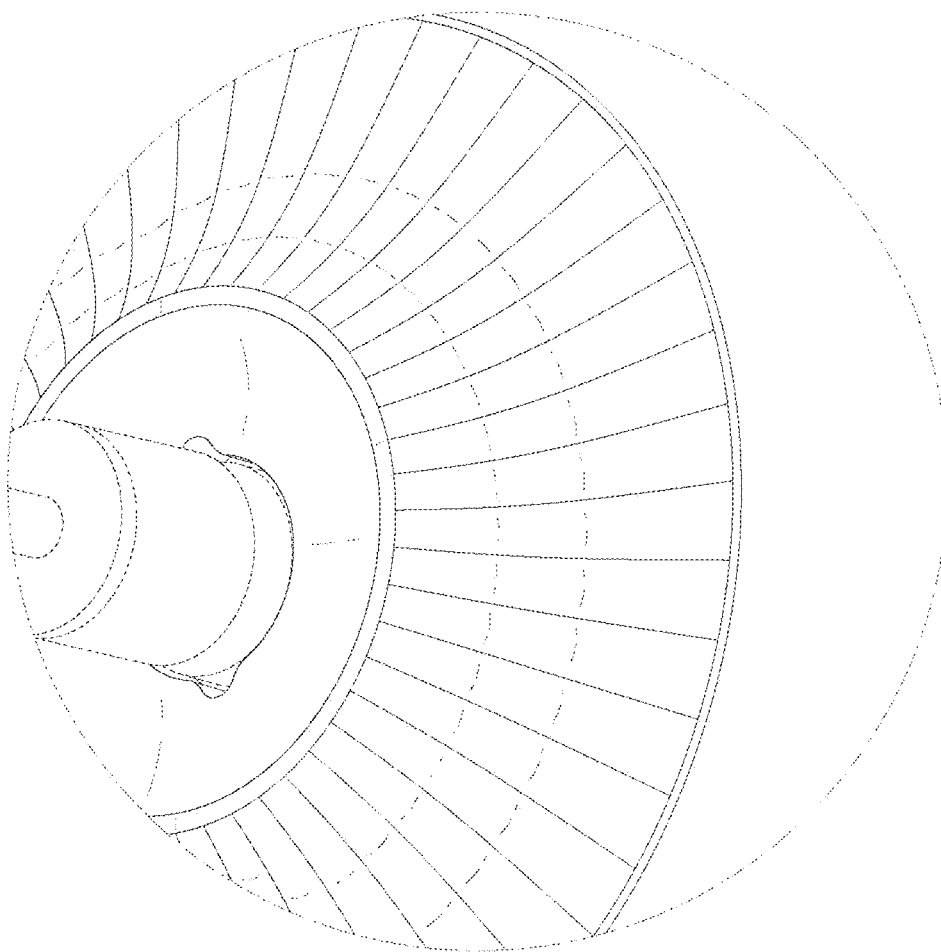


FIG. 12

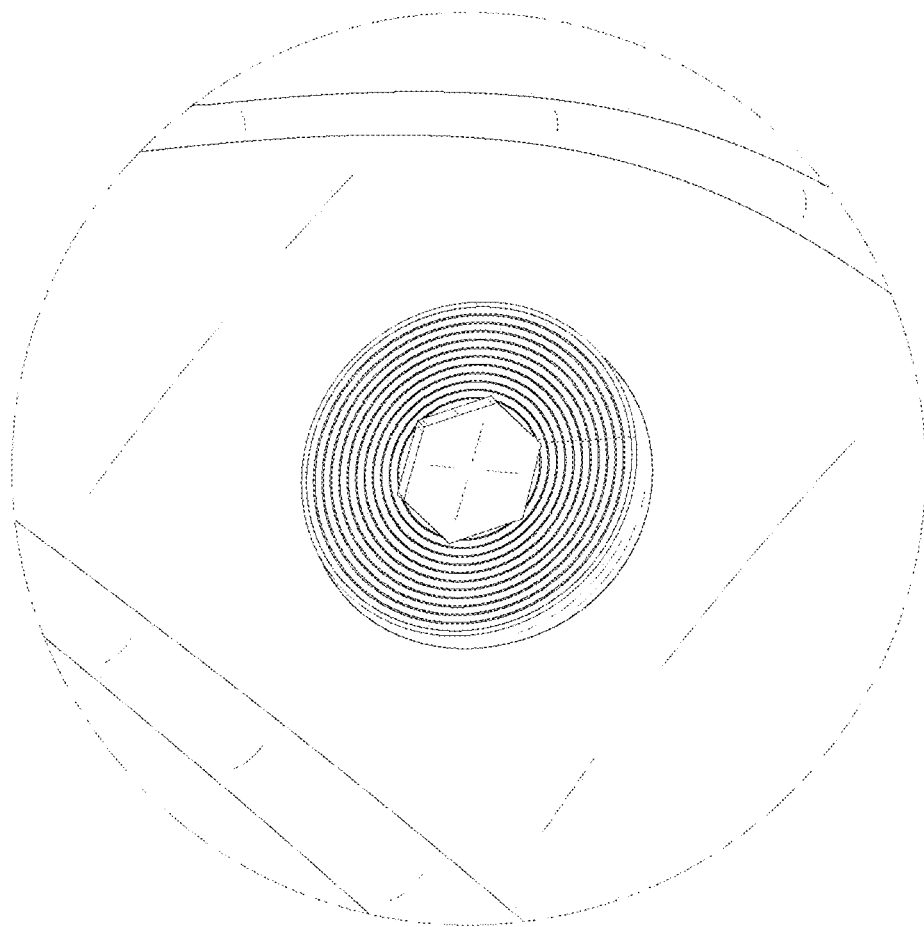


FIG. 13