



US0D1077314S

(12) **United States Design Patent**
Nie

(10) **Patent No.: US D1,077,314 S**

(45) **Date of Patent: ** May 27, 2025**

(54) **TUBE LAMP**

FOREIGN PATENT DOCUMENTS

(71) Applicant: **JIANGXI GUANGYOU**
ELECTRONICS CO. LTD, Yichun
(CN)

CN 307813526 * 1/2023
IN 325308 * 1/2023

(72) Inventor: **Shubo Nie**, Yichun (CN)

(73) Assignee: **JIANGXI GUANGYOU**
ELECTRONICS CO. LTD, Yichun
(CN)

OTHER PUBLICATIONS

“8FT LED Shop Light, U Shape”, available in Amazon.com, first available Apr. 29, 2023, site visited Feb. 26, 2025, Internet URL: <https://www.amazon.com/dp/B0C3XMH9P4?th=1> (Year: 2023).*

(Continued)

(**) Term: **15 Years**

Primary Examiner — Karen E Kearney

Assistant Examiner — Anthony Vincent Rotolo

(21) Appl. No.: **29/978,125**

(57) **CLAIM**

The ornamental design for the tube lamp as shown and described.

(22) Filed: **Dec. 11, 2024**

(51) **LOC (15) Cl.** **26-04**

(52) **U.S. Cl.**
USPC **D26/75**

(58) **Field of Classification Search**

USPC D26/1–3, 26, 40, 42, 49, 60, 72, 75–76,
D26/78, 81, 83, 87, 88, 113, 140, 145,
D26/155

CPC F21K 9/20; F21K 9/272; F21L 4/00; F21S
4/28; F21V 17/12; F21W 2131/30; F21W
2131/40; Y10S 362/80

See application file for complete search history.

DESCRIPTION

FIG. 1 is a front and top perspective view of the tube lamp, showing my design;

FIG. 2 is a rear and bottom perspective view thereof;

FIG. 3 is a front elevation view thereof;

FIG. 4 is a rear elevation view thereof;

FIG. 5 is a left side elevation view thereof;

FIG. 6 is a right side elevation view thereof;

FIG. 7 is a top plan view thereof;

FIG. 8 is a bottom plan view thereof;

FIG. 9 is an enlarged view of an encircled area labeled “9” in FIG. 1;

FIG. 10 is an enlarged view of an encircled area labeled “10” in FIG. 2; and,

FIG. 11 is an enlarged view of an encircled area labeled “11” in FIG. 2.

The broken lines depict portions of the tube lamp that form no part of the claimed design.

The dot-dash broken lines shown in FIGS. 1, 2, 9, 10, and 11 framing portions of the tube lamp for enlargements purposes form no part of the claimed design.

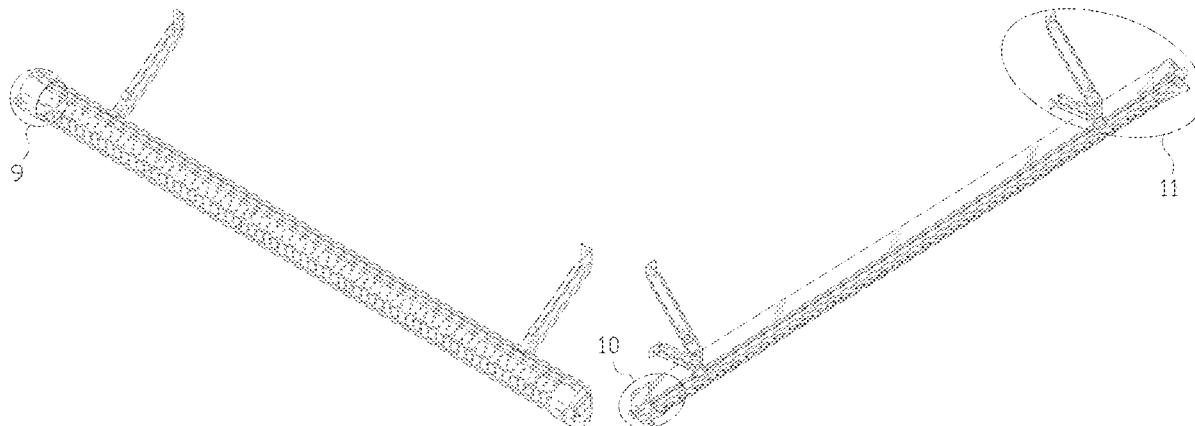
(56) **References Cited**

U.S. PATENT DOCUMENTS

D258,009 S * 1/1981 Wotowiec D26/75
D489,472 S * 5/2004 Newhouse D26/92
D577,148 S * 9/2008 Snider D26/138
D733,942 S 7/2015 Chen
D785,820 S * 5/2017 Gao D26/2
D840,086 S * 2/2019 Deng D26/76
D854,727 S * 7/2019 Cole D26/76
D872,911 S 1/2020 Chen
D921,271 S * 6/2021 Ghasabi D26/76
D957,025 S * 7/2022 Qiu D26/72

(Continued)

1 Claim, 11 Drawing Sheets



(56)

References Cited

U.S. PATENT DOCUMENTS

D995,870	S	*	8/2023	Pan	D26/76
D1,013,244	S	*	1/2024	Dai	D26/72
D1,018,939	S	*	3/2024	Zhu	D26/72
D1,035,090	S	*	7/2024	Qi	D26/76
D1,048,509	S	*	10/2024	Hwang	D26/76

OTHER PUBLICATIONS

“Ensenior 10 Pack 4FT LED Shop Lighyts”, available in Amazon.com, first available Dec. 27, 2022, site visited Feb. 26, 2025, Internet URL: <https://www.amazon.com/dp/B0BR58GGPK?th=1> (Year: 2022).*

* cited by examiner

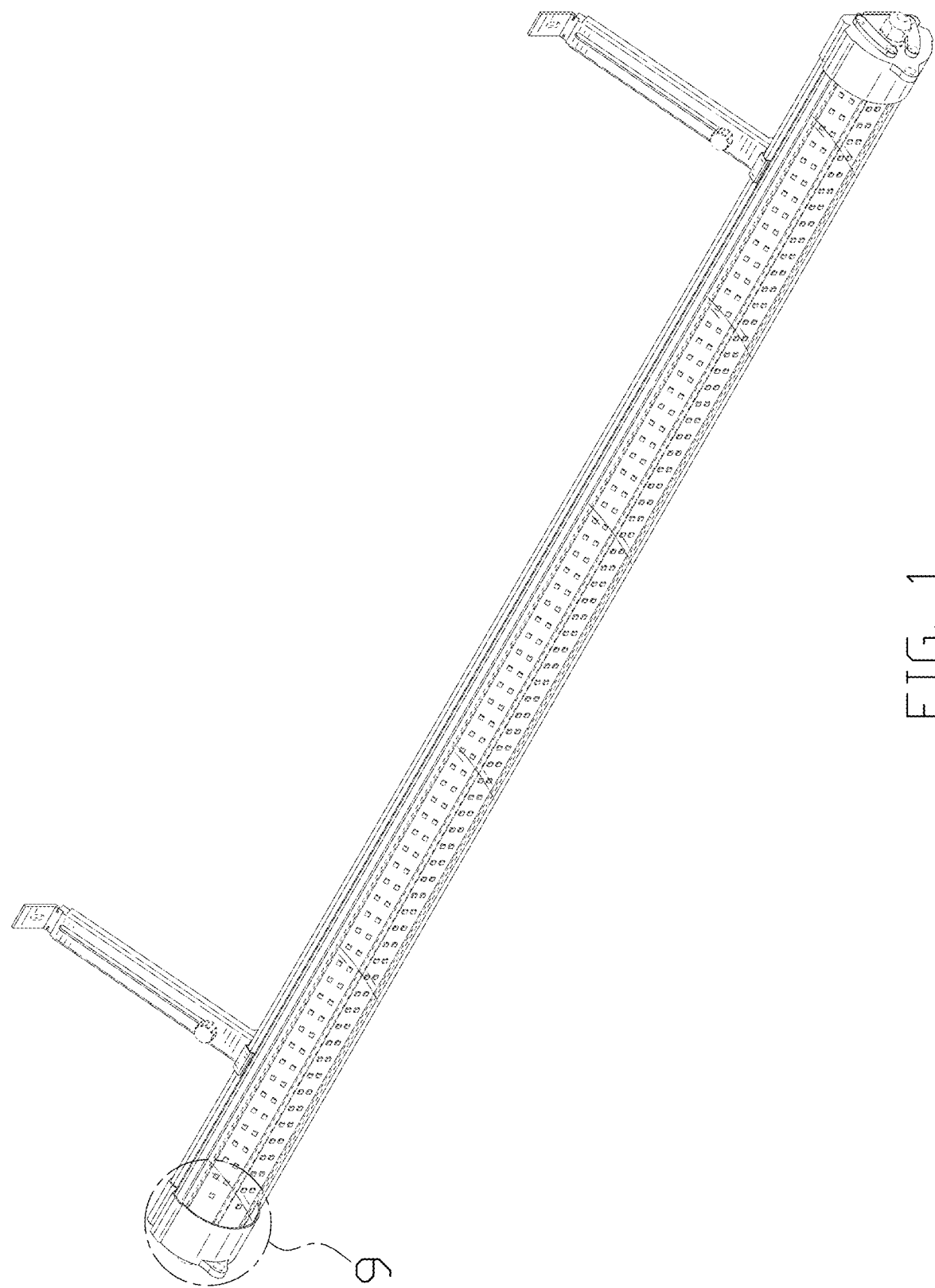


FIG. 1

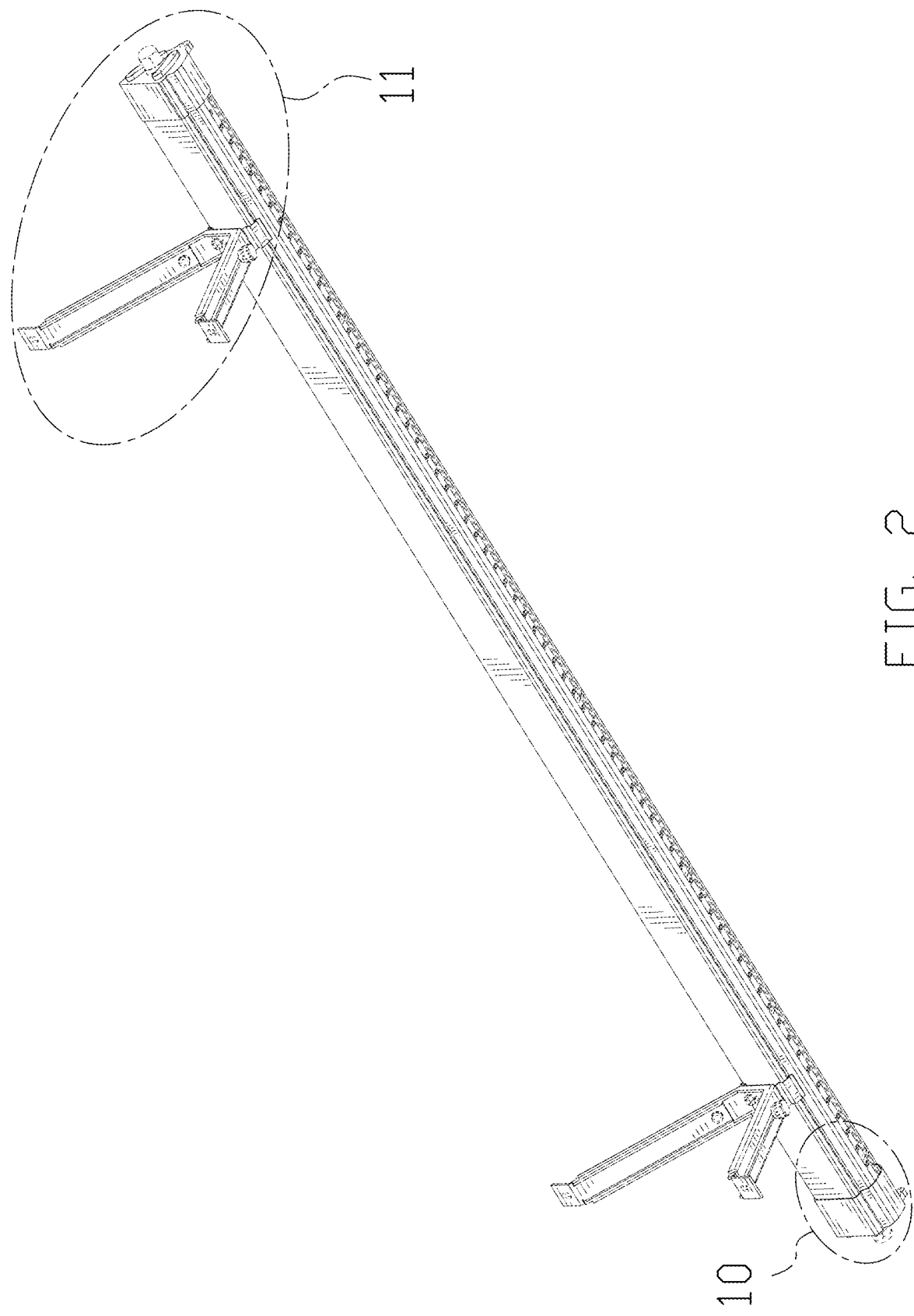


FIG. 2

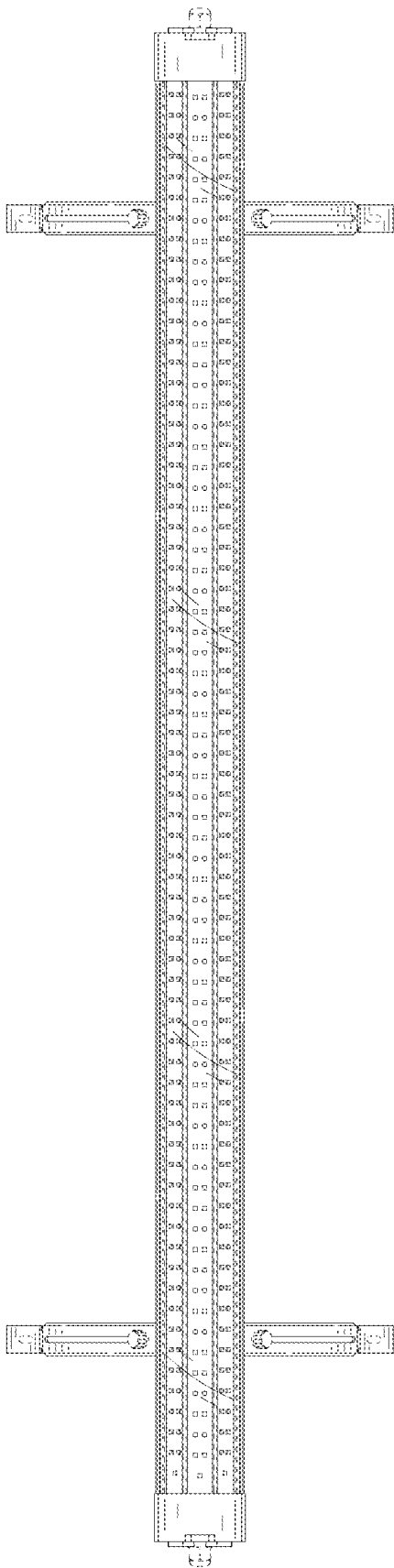


FIG. 3

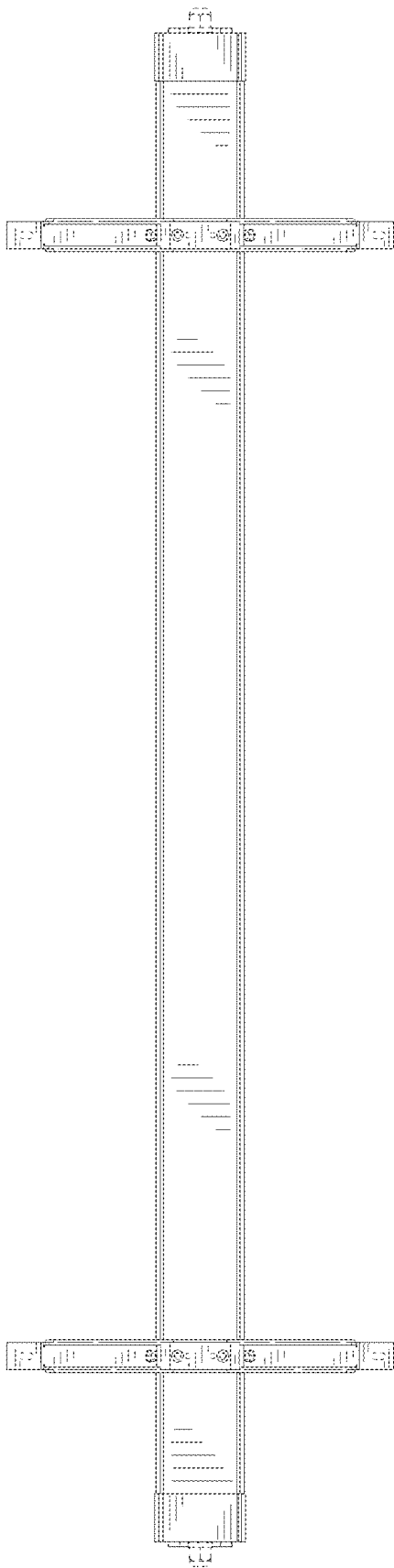


FIG. 4

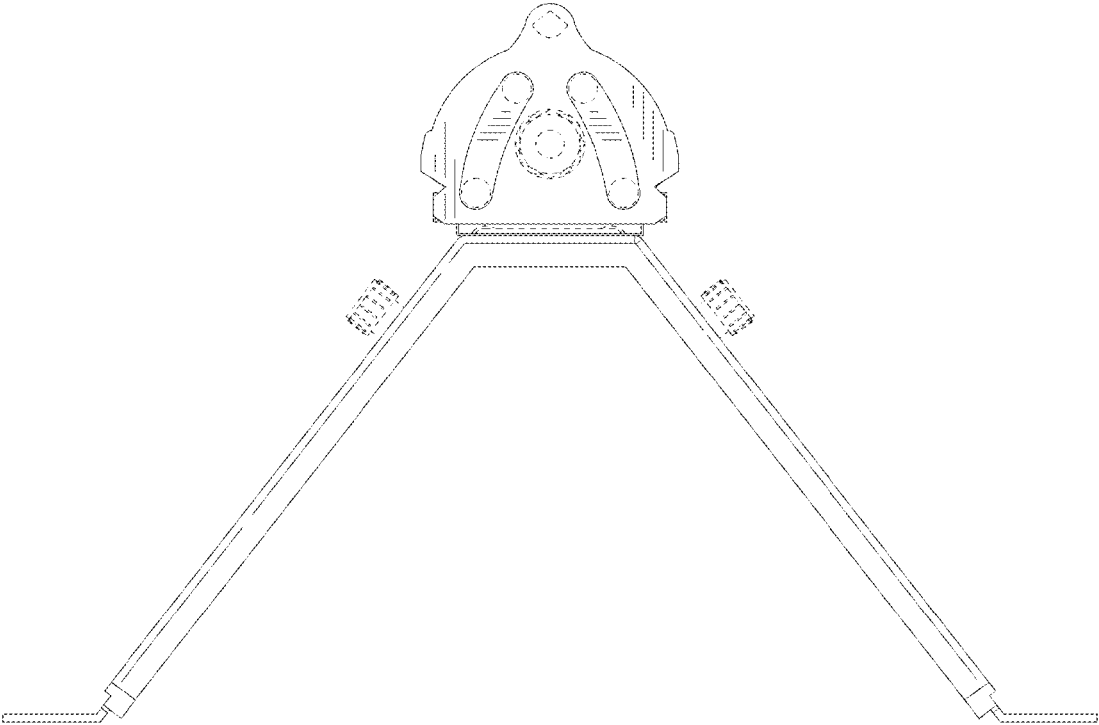


FIG. 5

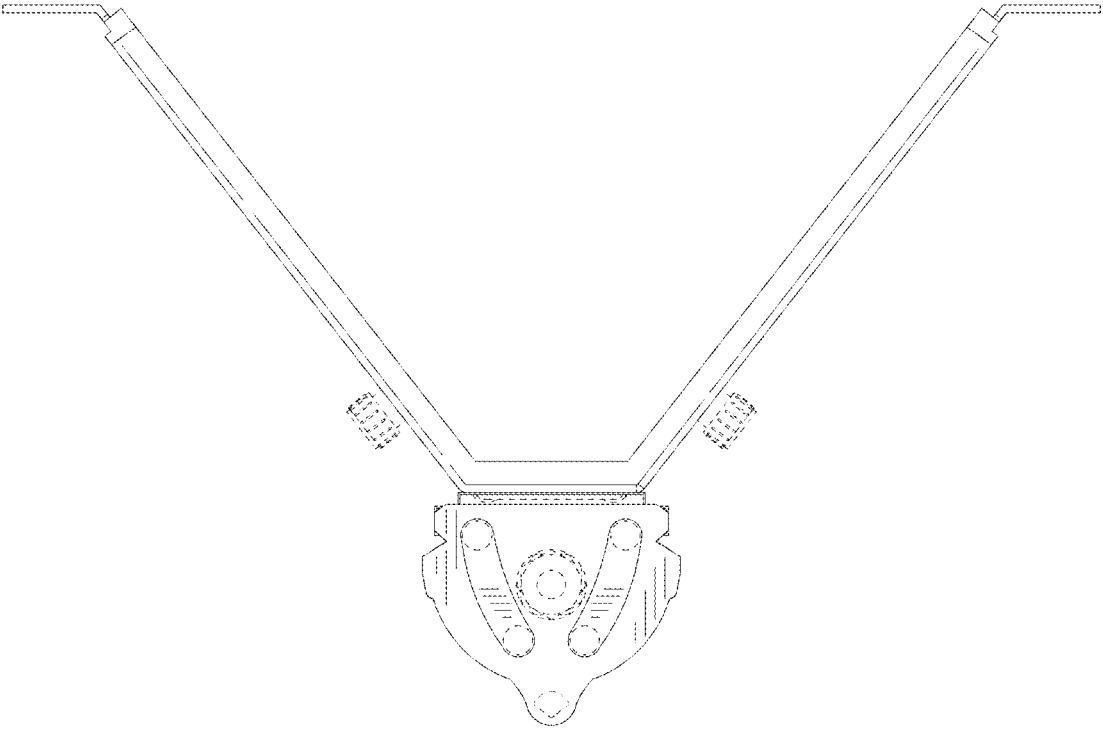


FIG. 6

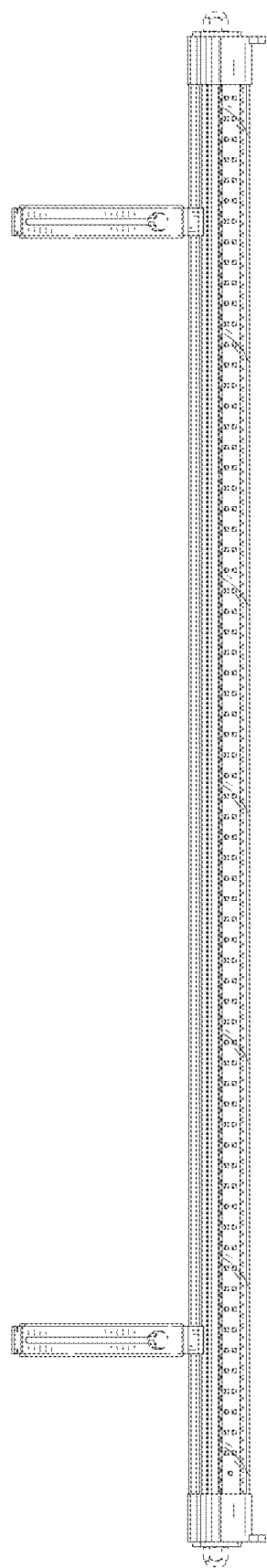


FIG. 7

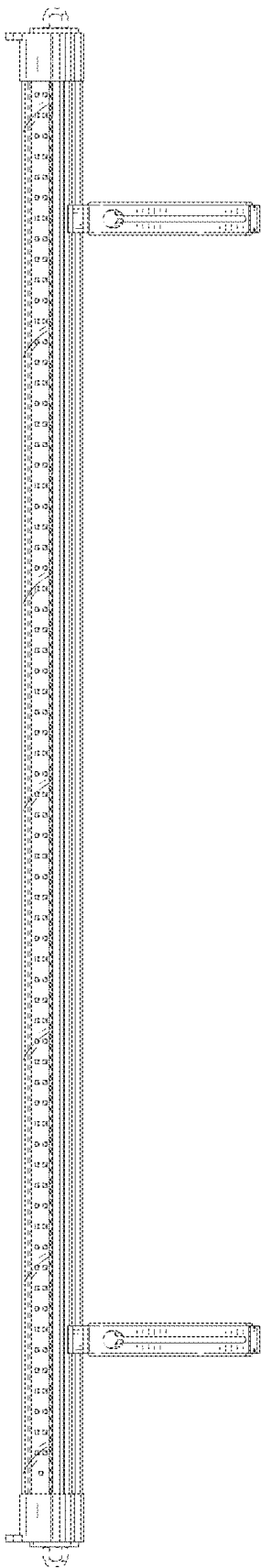


FIG. 8

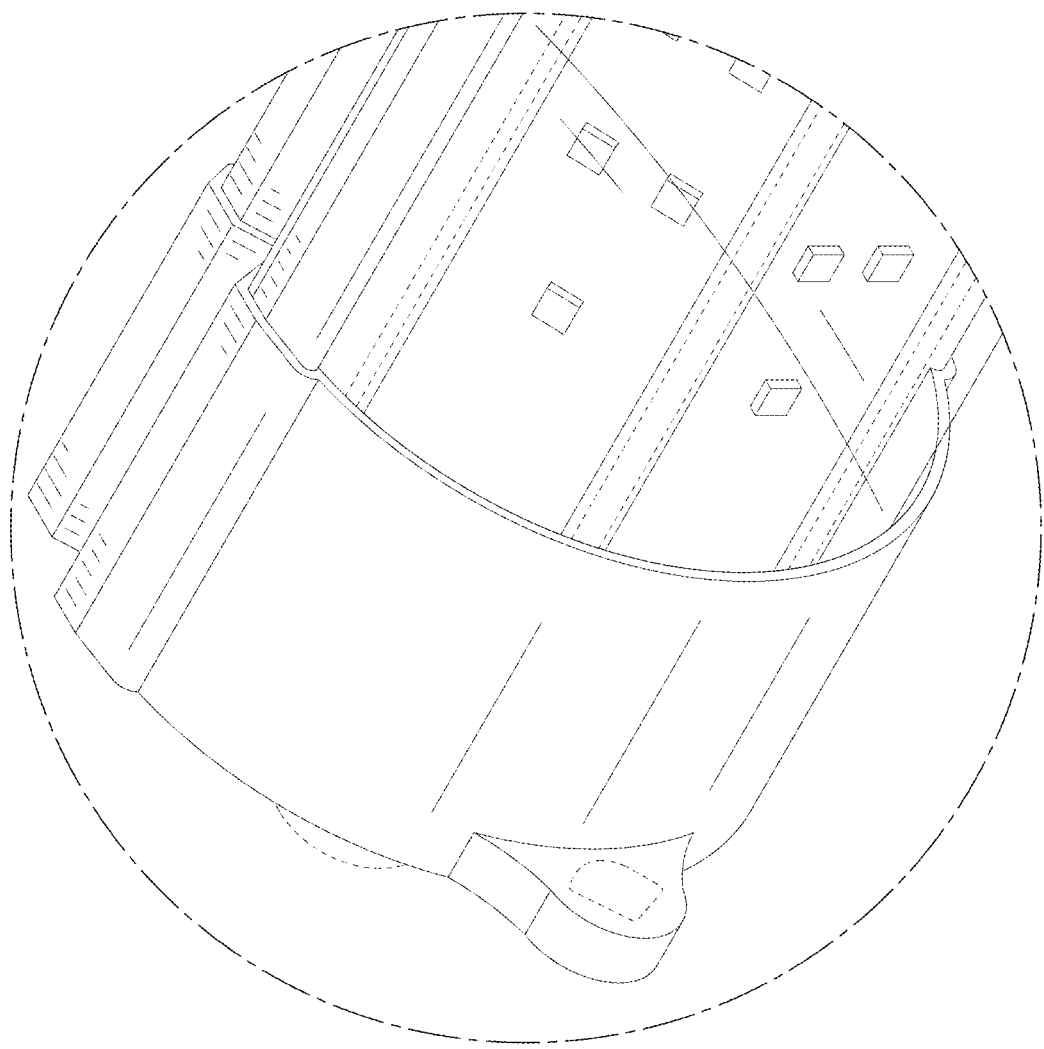


FIG. 9

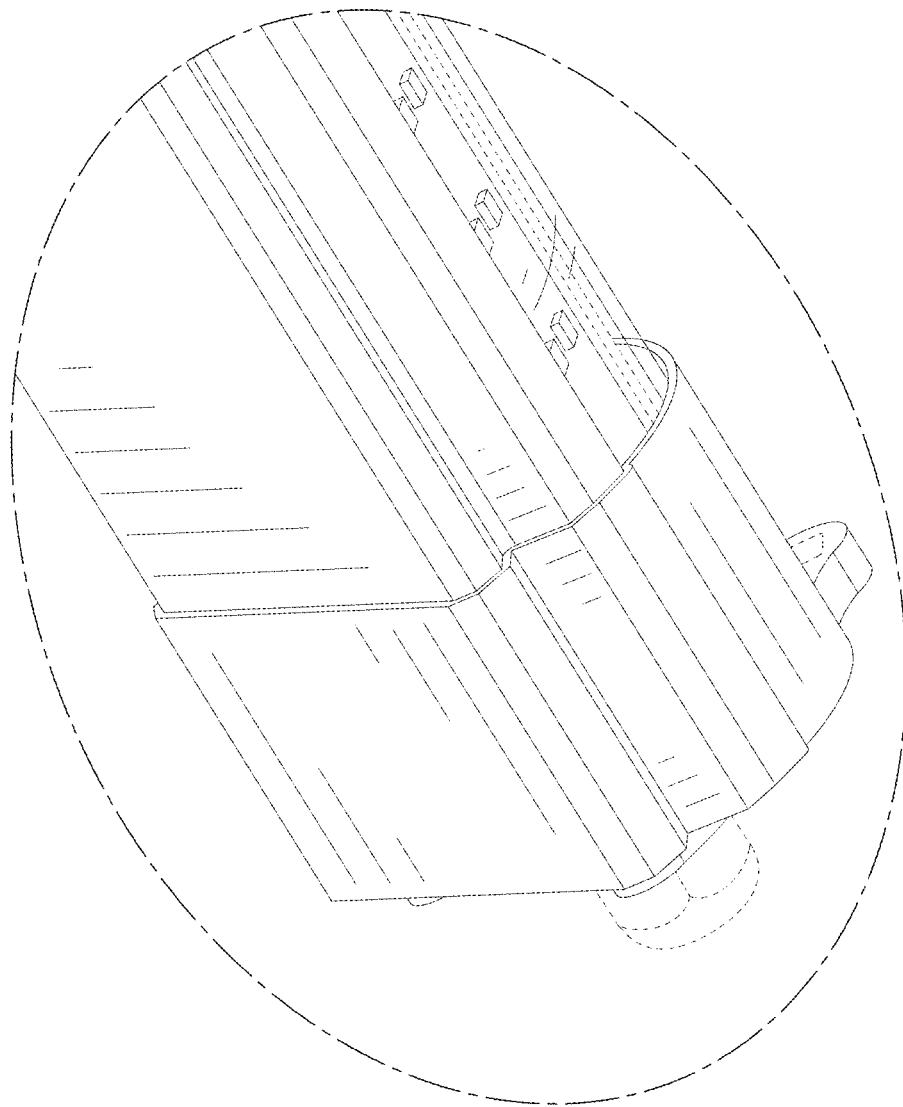


FIG. 10

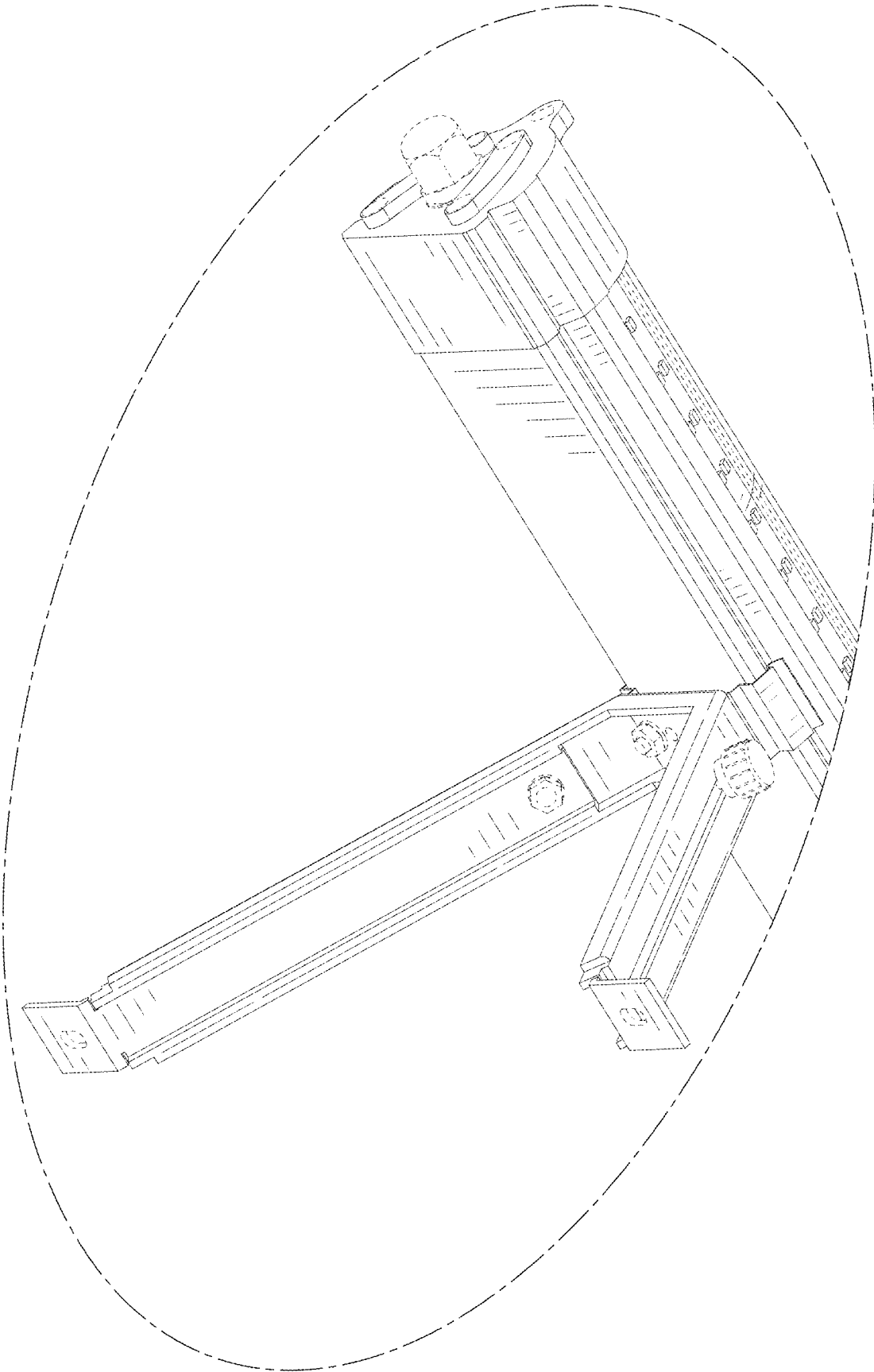


FIG. 11