



US0D1077406S

(12) **United States Design Patent**
Wynn

(10) **Patent No.:** **US D1,077,406 S**

(45) **Date of Patent:** **** May 27, 2025**

(54) **RECEPTACLE**

(71) Applicant: **Tamara Wynn**, Sherman Oaks, CA
(US)

(72) Inventor: **Tamara Wynn**, Sherman Oaks, CA
(US)

(**) Term: **15 Years**

(21) Appl. No.: **29/864,944**

(22) Filed: **Jun. 29, 2022**

(51) **LOC (15) Cl.** **09-09**

(52) **U.S. Cl.**
USPC **D34/7**

(58) **Field of Classification Search**
USPC D34/1, 7; D6/525, 551; D4/116;
4/255.05; 206/207, 349, 361
CPC A47K 1/09; A47K 3/001; A47K 11/10
See application file for complete search history.

(56) **References Cited**

U.S. PATENT DOCUMENTS

D175,103	S	7/1955	Boyer	
2,952,255	A	9/1960	Hein, Jr.	
D201,941	S	8/1965	Feldman	
4,166,572	A	9/1979	Leeds	
4,273,392	A	6/1981	Stinson	
4,298,126	A	11/1981	Filipowicz	
4,432,451	A *	2/1984	Hooser	A47K 10/22 242/597.8
5,040,679	A	8/1991	Rehmann	
5,325,962	A	7/1994	Ouellette	
5,660,338	A	8/1997	Emmerson	
5,887,719	A	3/1999	Edwards	
6,109,429	A	8/2000	Cunningham et al.	
6,193,059	B1	2/2001	Massaro	
6,364,204	B1	4/2002	Thomas	
D458,068	S *	6/2002	Hillman	D6/551
6,729,470	B2	5/2004	Watlington	
6,769,542	B2	8/2004	Polito	
D511,062	S *	11/2005	Lai	D6/524
7,041,261	B2	5/2006	Margolis	
D526,150	S *	8/2006	Lai	D6/524
D537,596	S *	2/2007	Marshall	D34/1

7,328,792	B1	2/2008	Benson	
D589,734	S *	4/2009	Weis	D6/551
7,793,462	B1	9/2010	Sherette	
D625,068	S *	10/2010	Shannon	D34/1
D906,721	S *	1/2021	Roberti	D6/524
D929,768	S *	9/2021	Ghiorghe	D4/116
D959,172	S *	8/2022	Allard	D6/551
D998,376	S *	9/2023	Kaye	D6/524
D1,020,263	S *	4/2024	Wu	D4/116
D1,025,538	S *	4/2024	Lopian	D34/7
D1,026,382	S *	5/2024	Wasemiller	D34/1
2002/0000444	A1	1/2002	Bliss	
2013/0168396	A1	7/2013	Quan	
2016/0278555	A1	9/2016	Taormina et al.	
2017/0202411	A1 *	7/2017	Bouton	B05B 1/28
2019/0092565	A1	3/2019	Chenvainu et al.	
2020/0237120	A1	7/2020	Sanders	
2021/0022562	A1 *	1/2021	LaRocca	A46B 17/065
2022/0089365	A1 *	3/2022	Wasemiller	B65D 21/086
2023/0391514	A1 *	12/2023	Wynn	B65D 51/24

FOREIGN PATENT DOCUMENTS

CN	2429491	5/2001
CN	2477579	2/2002
CN	2735872	Y1 10/2005
CN	202739893	U * 2/2013
CN	206007142	U * 3/2017
CN	206255478	U 6/2017
CN	209898940	U 1/2020
CN	215556075	U 1/2022
KR	2019920021444	U 12/1992
KR	102333513	B1 12/2021

OTHER PUBLICATIONS

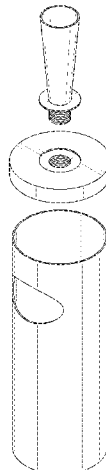
Balungen toilet brush holder, <https://www.ikea.com/ca/en/p/balungen-toilet-brush-holder-white-20291499/> (Year: 2024).*

Joseph Joseph flex 360 toilet brush with holder, site visited Sep. 16, 2024, <https://www.bedbathandbeyond.com/Bedding-Bath/Joseph-Joseph-Flex-360-Toilet-Brush-with-Holder/40949681> (Year: 2024).*

Bath Bliss Contour Toilet Brush holder, site visited Sep. 16, 2024, <https://www.bedbathandbeyond.com/Bedding-Bath/Bath-Bliss-Contour-Toilet-Brush-and-Holder-in-White-3.94-x-3.94-x-13.75/33626155> (Year: 2024).*

Stainless Steel Household Accessories, site visited Sep. 16, 2024, <https://www.taiwantrade.com/products/detail.html?productid=226401> (Year: 2024).*

* cited by examiner



Primary Examiner — Cynthia Ramirez

(74) Attorney, Agent, or Firm — Buchalter, a Professional Corporation; Siamak S. Hefazi

(57) **CLAIM**

The ornamental design for a receptacle, as shown and described.

DESCRIPTION

FIG. 1 is an exploded view of a round receptacle with a tapered round vase;
 FIG. 2 is a perspective view of the round receptacle with the tapered round vase;
 FIG. 3 is a front view of the round receptacle with the tapered round vase;
 FIG. 4 is a back view of the round receptacle with the tapered round vase;
 FIG. 5 is a left side view of the round receptacle with the tapered round vase;
 FIG. 6 is a right side view of the round receptacle with the tapered round vase;
 FIG. 7 is a top view of the round receptacle with the tapered round vase;
 FIG. 8 is a bottom view of the round receptacle with the tapered round vase;
 FIG. 9 is an exploded view of a round receptacle with a triangular vase;
 FIG. 10 is a perspective view of the round receptacle with the triangular vase;
 FIG. 11 is a front view of the round receptacle with the triangular vase;
 FIG. 12 is a back view of the round receptacle with the triangular vase;
 FIG. 13 is a left side view of the round receptacle with the triangular vase;
 FIG. 14 is a right side view of the round receptacle with the triangular vase;
 FIG. 15 is a top view of the round receptacle with the triangular vase;
 FIG. 16 is a bottom view of the round receptacle with the triangular vase;
 FIG. 17 is an exploded view of a round receptacle with a square vase;
 FIG. 18 is a perspective view of the round receptacle with the square vase;
 FIG. 19 is a front view of the round receptacle with the square vase;
 FIG. 20 is a back view of the round receptacle with the square vase;
 FIG. 21 is a left side view of the round receptacle with the square vase;
 FIG. 22 is a right side view of the round receptacle with the square vase;
 FIG. 23 is a top view of the round receptacle with the square vase;
 FIG. 24 is a bottom view of the round receptacle with the square vase;
 FIG. 25 is an exploded view of a square receptacle with a tapered round vase;
 FIG. 26 is a perspective view of the square receptacle with the tapered round vase;
 FIG. 27 is a front view of the square receptacle with the tapered round vase;

FIG. 28 is a back view of the square receptacle with the tapered round vase;
 FIG. 29 is a left side view of the square receptacle with the tapered round vase;
 FIG. 30 is a right side view of the square receptacle with the tapered round vase;
 FIG. 31 is a top view of the square receptacle with the tapered round vase;
 FIG. 32 is a bottom view of the square receptacle with the tapered round vase;
 FIG. 33 is an exploded view of a square receptacle with a triangular vase;
 FIG. 34 is a perspective view of the square receptacle with the triangular vase;
 FIG. 35 is a front view of the square receptacle with the triangular vase;
 FIG. 36 is a back view of the square receptacle with the triangular vase;
 FIG. 37 is a left side view of the square receptacle with the triangular vase;
 FIG. 38 is a right side view of the square receptacle with the triangular vase;
 FIG. 39 is a top view of the square receptacle with the triangular vase;
 FIG. 40 is a bottom view of the square receptacle with the triangular vase;
 FIG. 41 is an exploded view of a square receptacle with a square vase;
 FIG. 42 is a perspective view of the square receptacle with the square vase;
 FIG. 43 is a front view of the square receptacle with the square vase;
 FIG. 44 is a back view of the square receptacle with the square vase;
 FIG. 45 is a left side view of the square receptacle with the square vase;
 FIG. 46 is a right side view of the square receptacle with the square vase;
 FIG. 47 is a top view of the square receptacle with the square vase;
 FIG. 48 is a bottom view of the square receptacle with the square vase;
 FIG. 49 is an exploded view of a triangular receptacle with a tapered round vase;
 FIG. 50 is a perspective view of the triangular receptacle with the tapered round vase;
 FIG. 51 is a front view of the triangular receptacle with the tapered round vase;
 FIG. 52 is a back view of the triangular receptacle with the tapered round vase;
 FIG. 53 is a left side view of the triangular receptacle with the tapered round vase;
 FIG. 54 is a right side view of the triangular receptacle with the tapered round vase;
 FIG. 55 is a top view of the triangular receptacle with the tapered round vase;
 FIG. 56 is a bottom view of the triangular receptacle with the tapered round vase;
 FIG. 57 is an exploded view of a triangular receptacle with a triangular vase;
 FIG. 58 is a perspective view of the triangular receptacle with the triangular vase;
 FIG. 59 is a front view of the triangular receptacle with the triangular vase;

FIG. 60 is a back view of the triangular receptacle with the triangular vase;

FIG. 61 is a left side view of the triangular receptacle with the triangular vase;

FIG. 62 is a right side view of the triangular receptacle with the triangular vase;

FIG. 63 is a top view of the triangular receptacle with the triangular vase;

FIG. 64 is a bottom view of the triangular receptacle with the triangular vase;

FIG. 65 is an exploded view of a triangular receptacle with a square vase;

FIG. 66 is a perspective view of the triangular receptacle with the square vase;

FIG. 67 is a front view of the triangular receptacle with the square vase;

FIG. 68 is a back view of the triangular receptacle with the square vase;

FIG. 69 is a left side view of the triangular receptacle with the square vase;

FIG. 70 is a right side view of the triangular receptacle with the square vase;

FIG. 71 is a top view of the triangular receptacle with the square vase; and,

FIG. 72 is a bottom view of the triangular receptacle with the square vase.

1 Claim, 63 Drawing Sheets

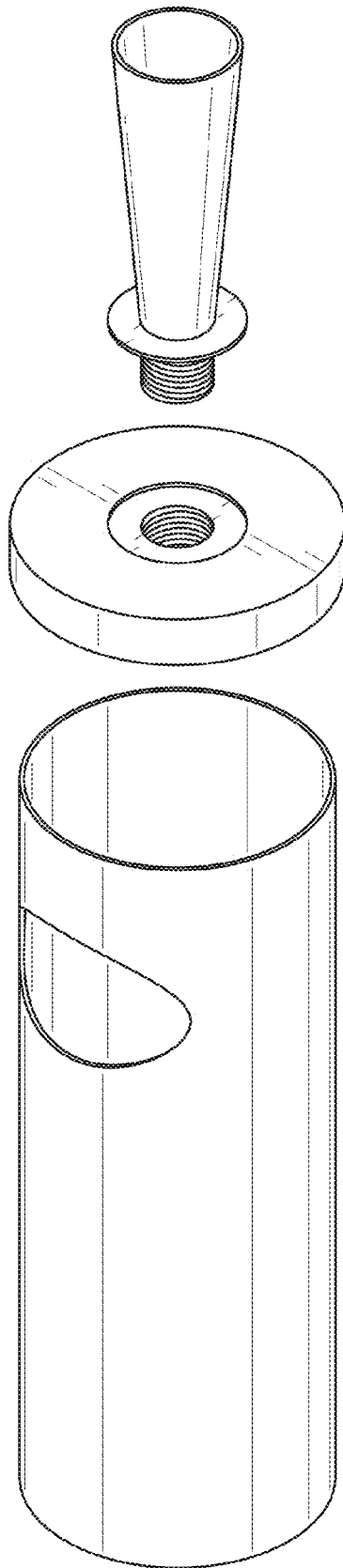


FIG. 1

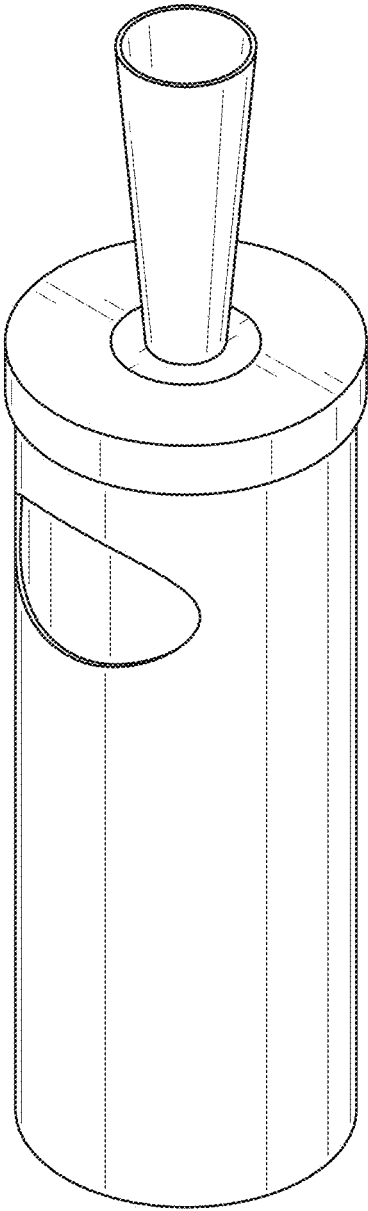


FIG. 2

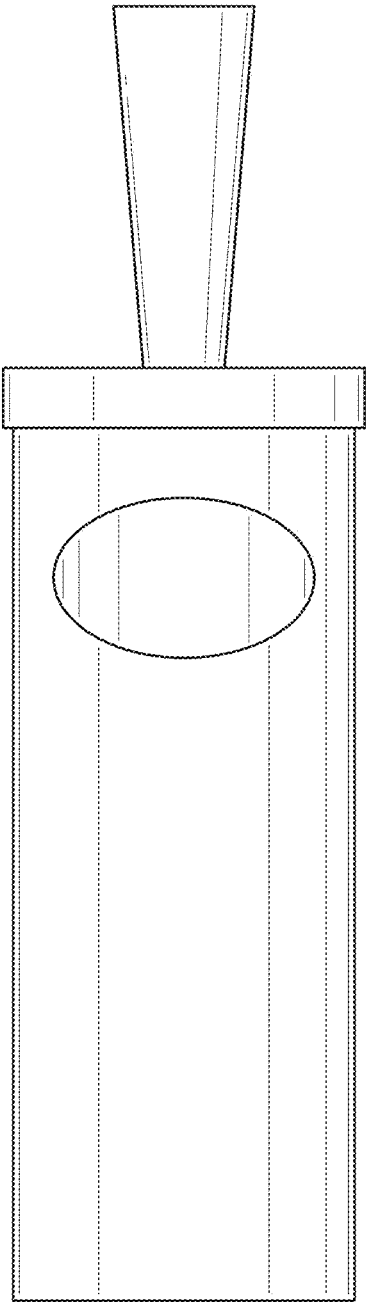


FIG. 3




FIG. 4

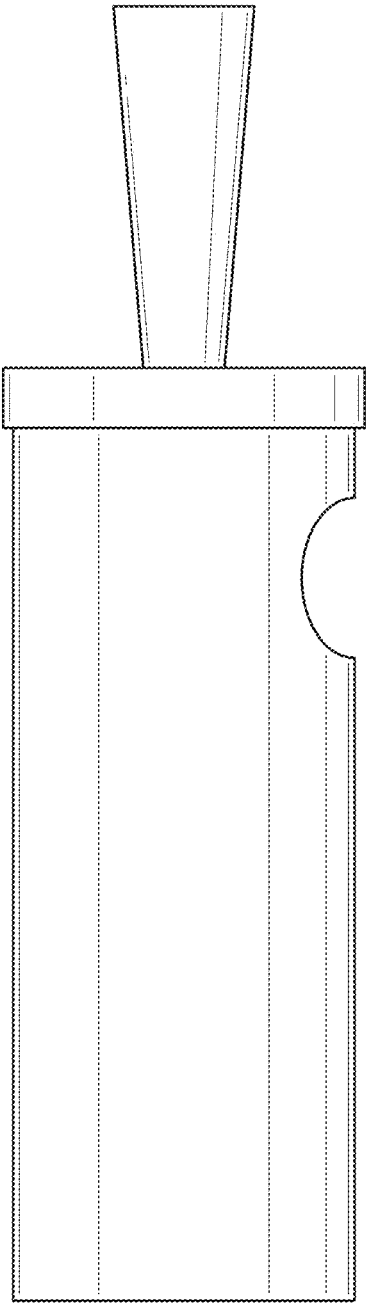


FIG. 5

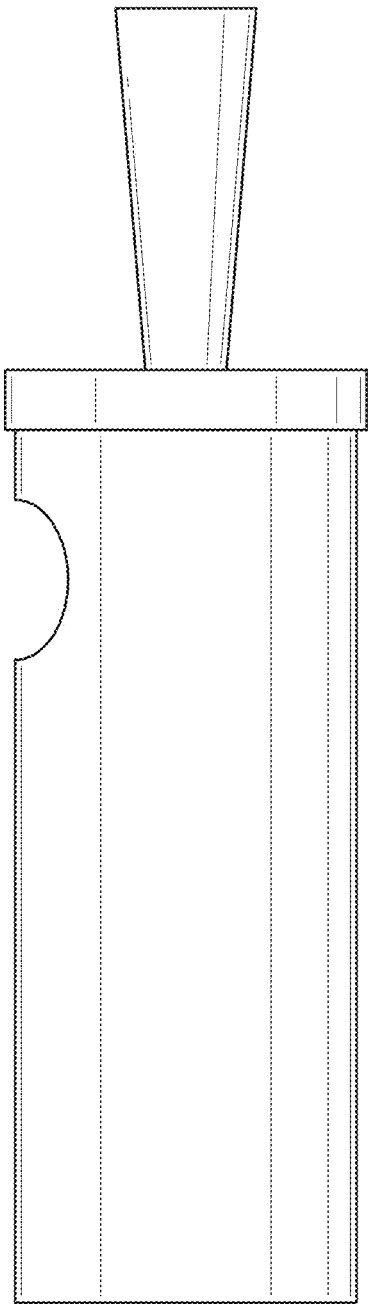


FIG. 6

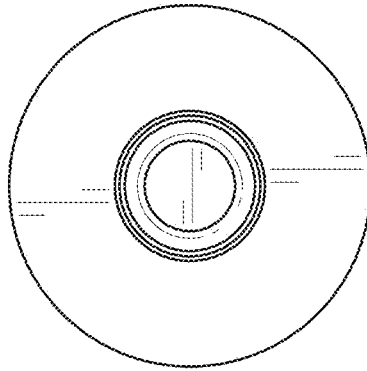


FIG. 7

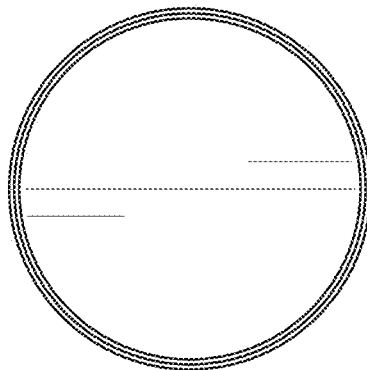


FIG. 8

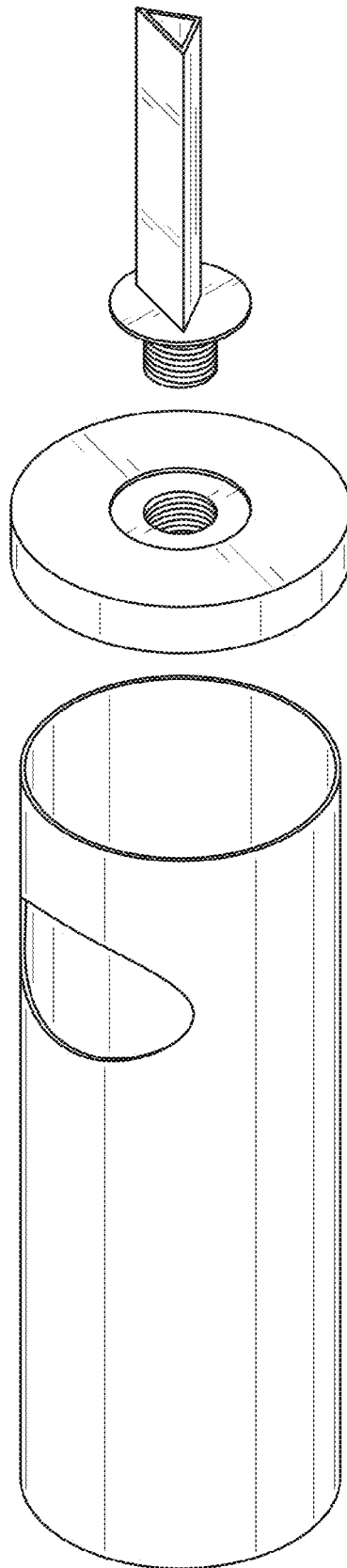


FIG. 9

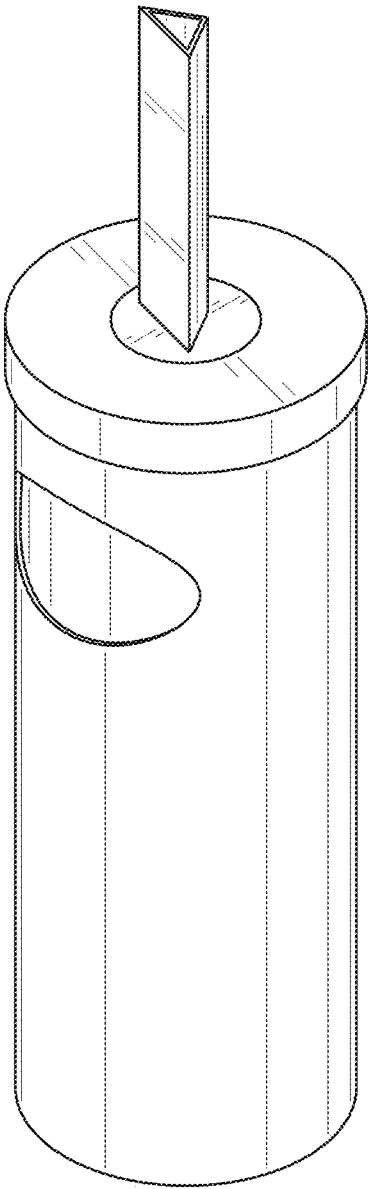


FIG. 10

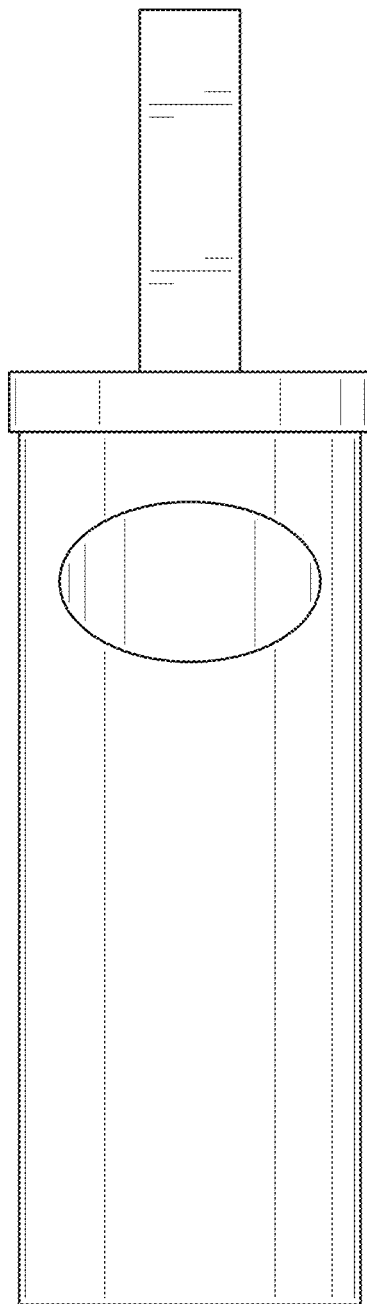


FIG. 11




FIG. 12

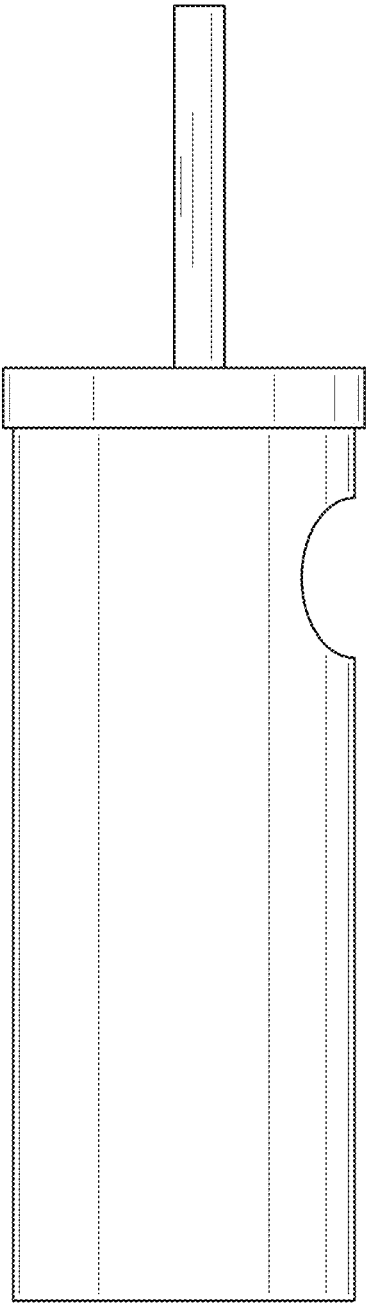


FIG. 13

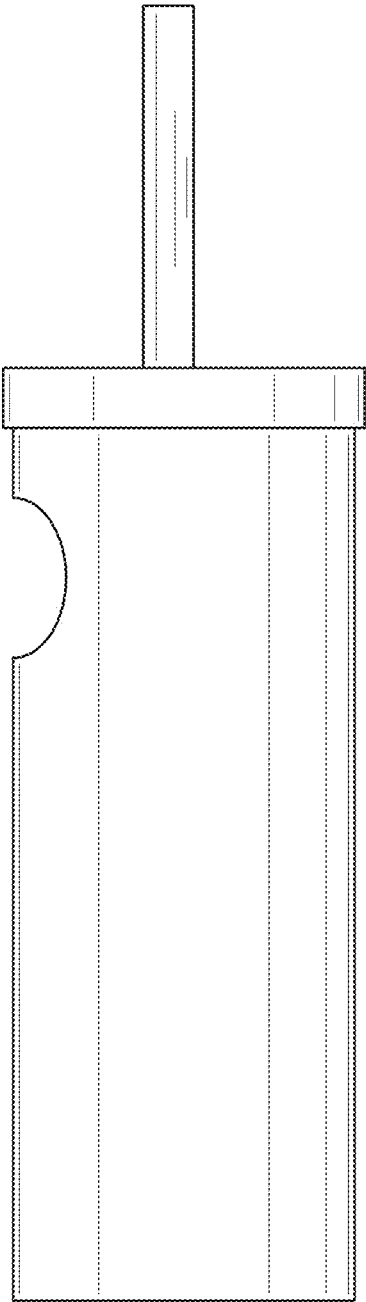


FIG. 14

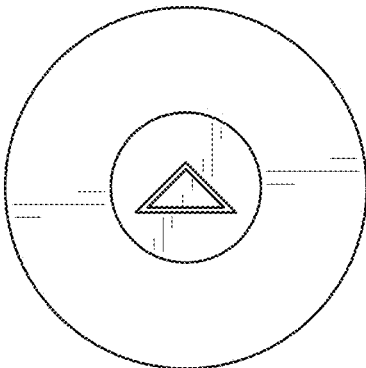


FIG. 15

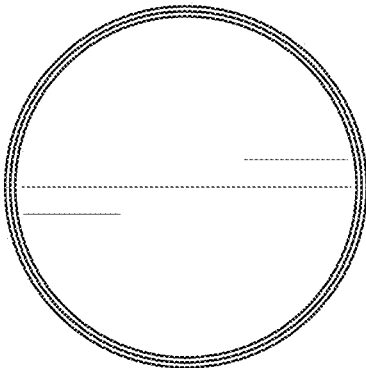


FIG. 16

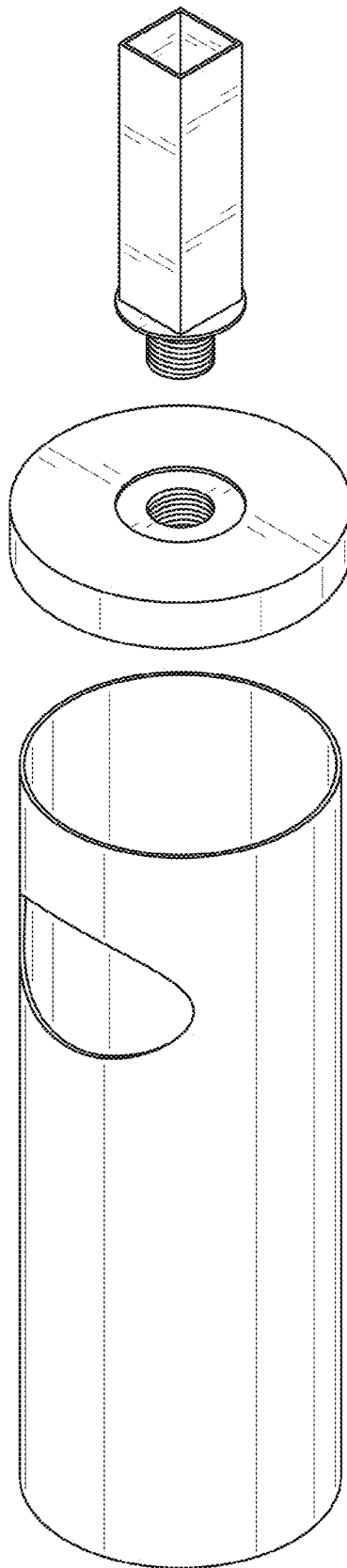


FIG. 17

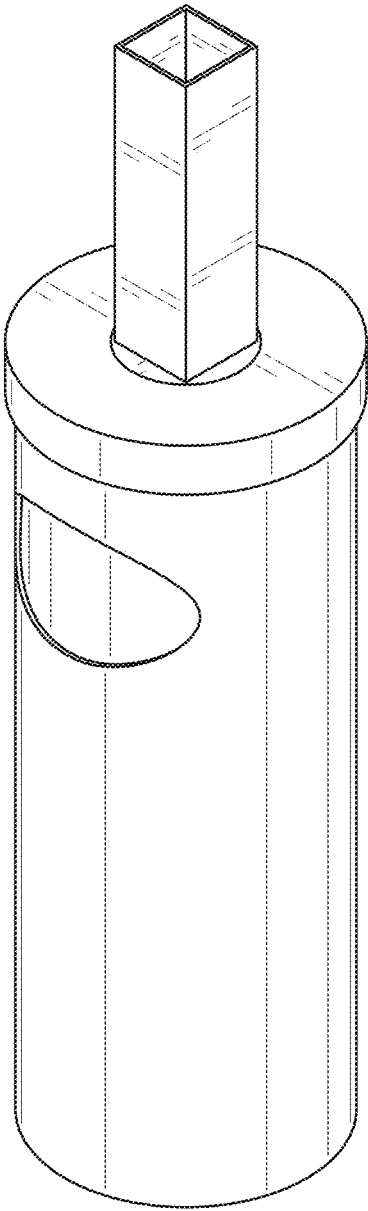


FIG. 18

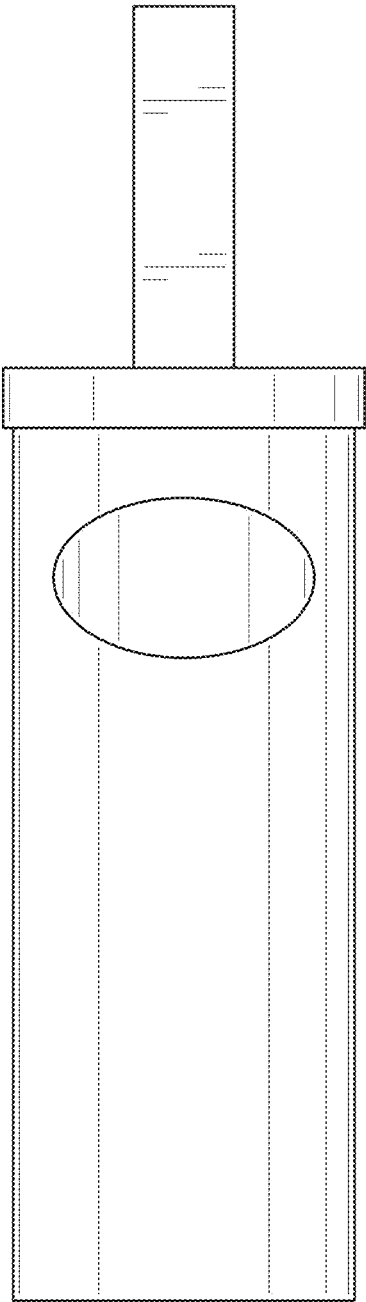


FIG. 19




FIG. 20

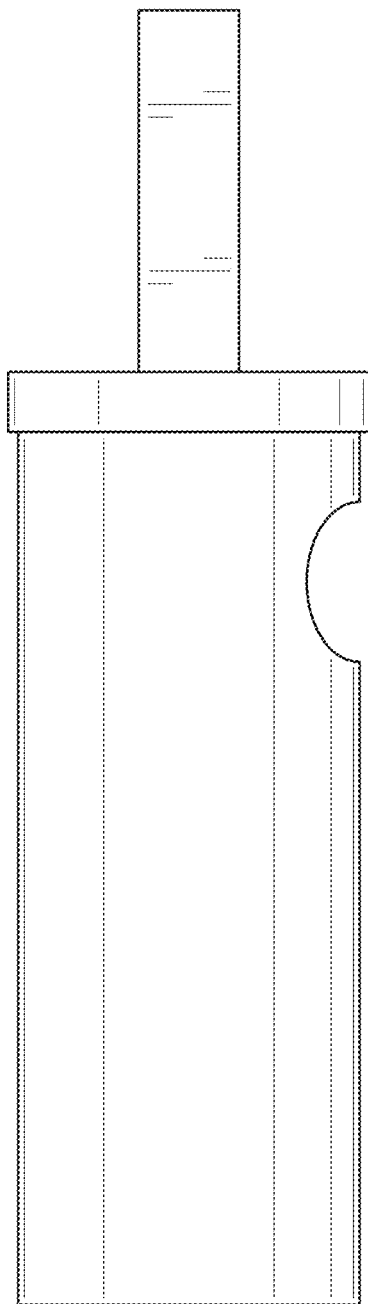


FIG. 21

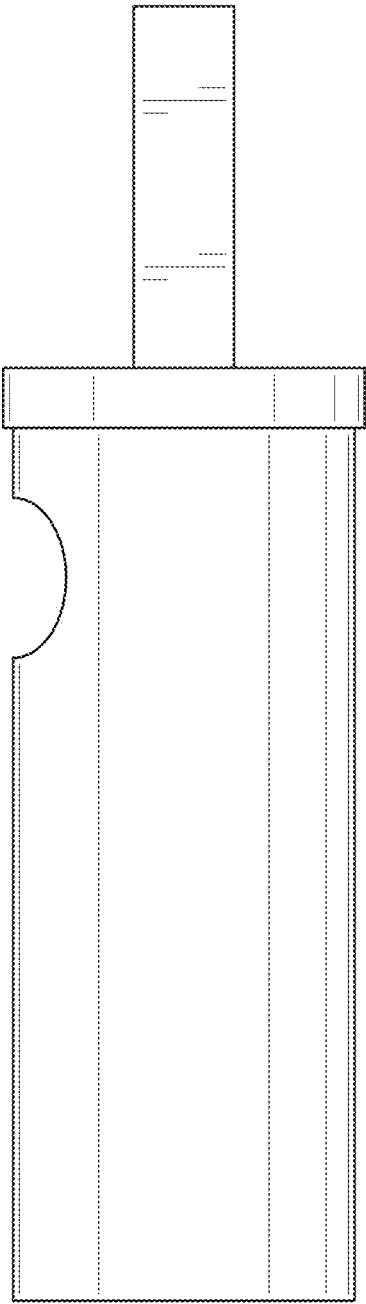


FIG. 22

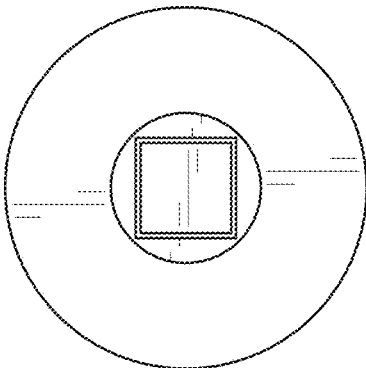


FIG. 23

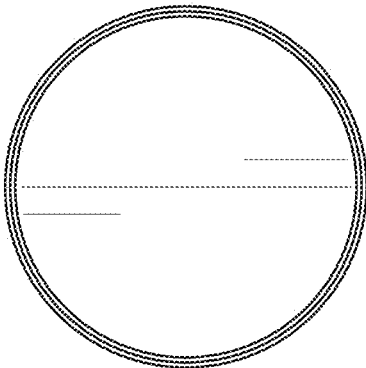


FIG. 24

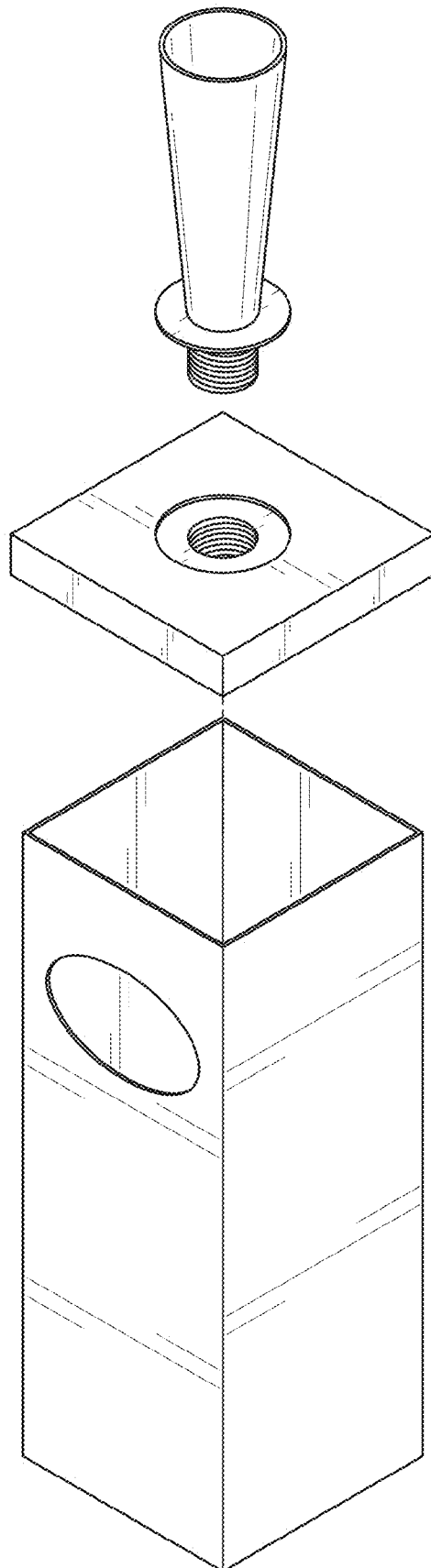


FIG. 25

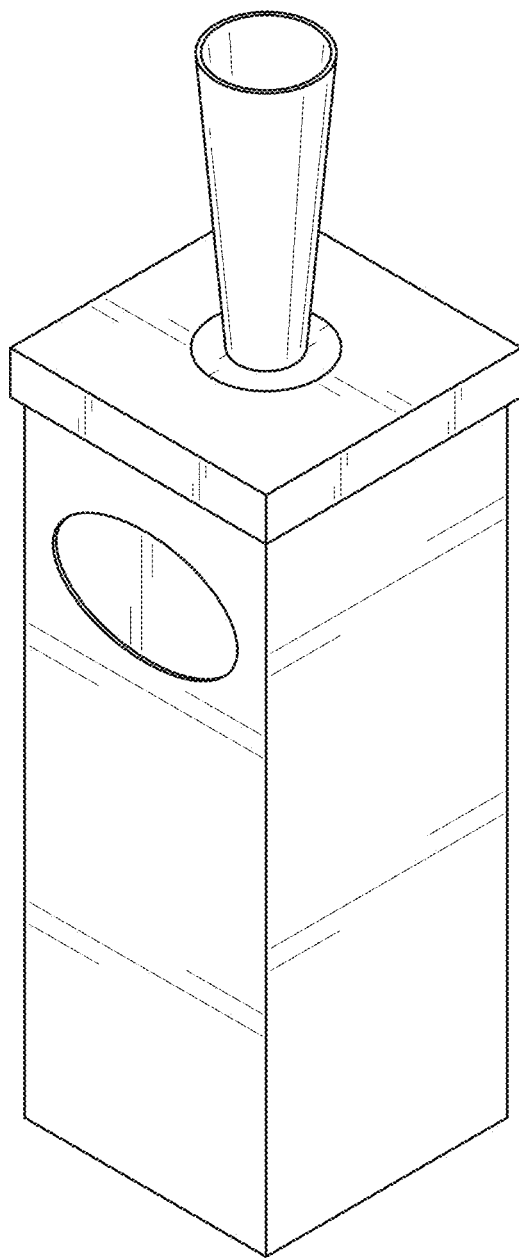


FIG. 26

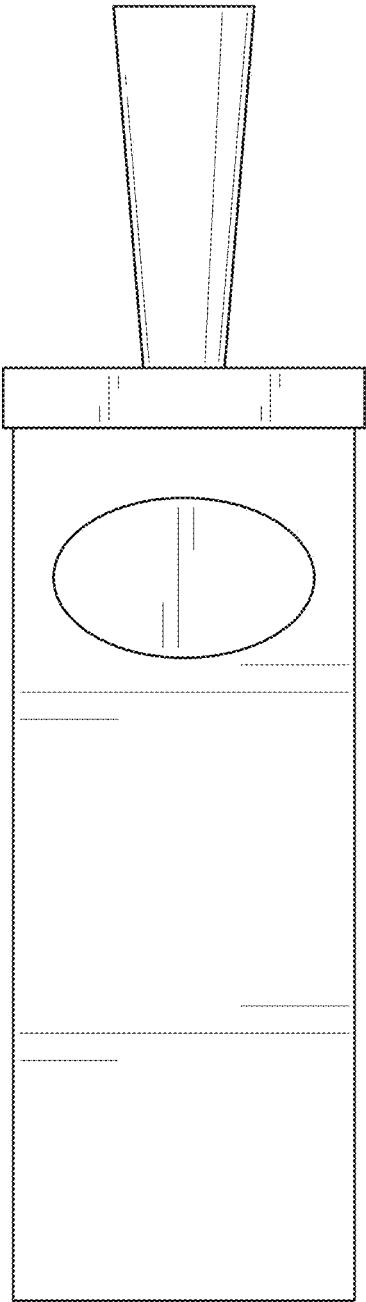


FIG. 27




FIG. 28




FIG. 29




FIG. 30

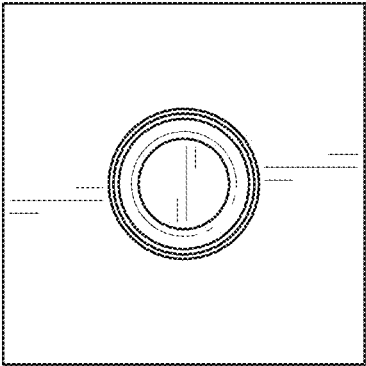


FIG. 31

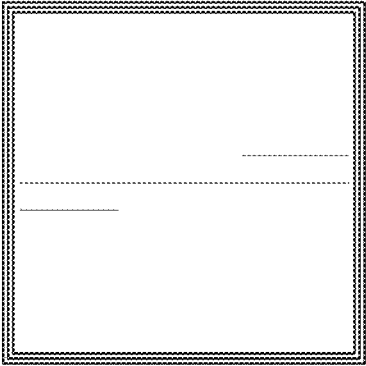


FIG. 32

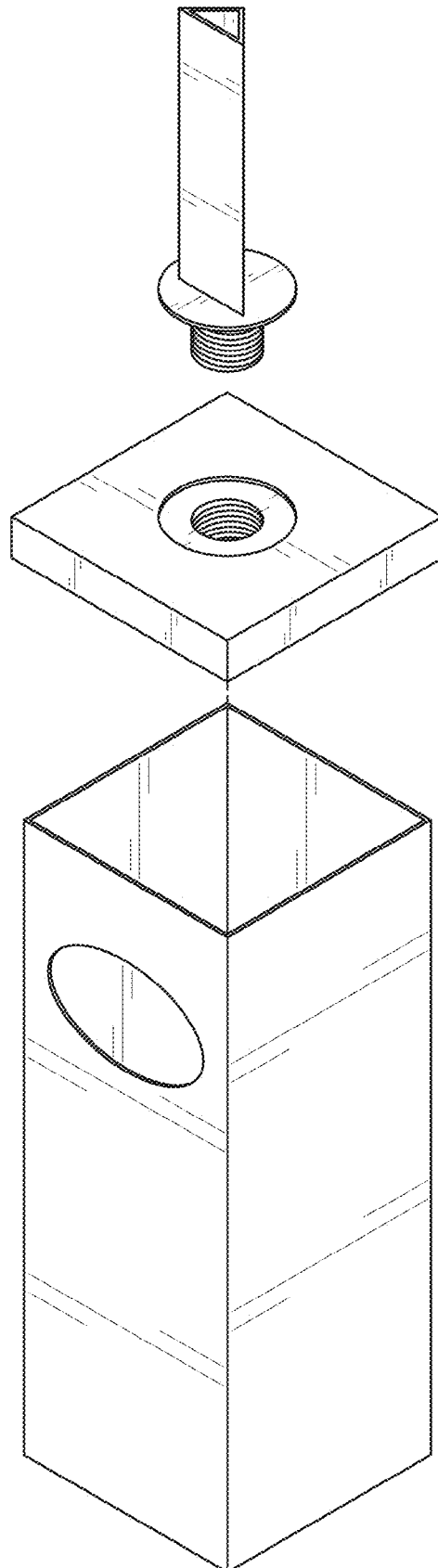


FIG. 33

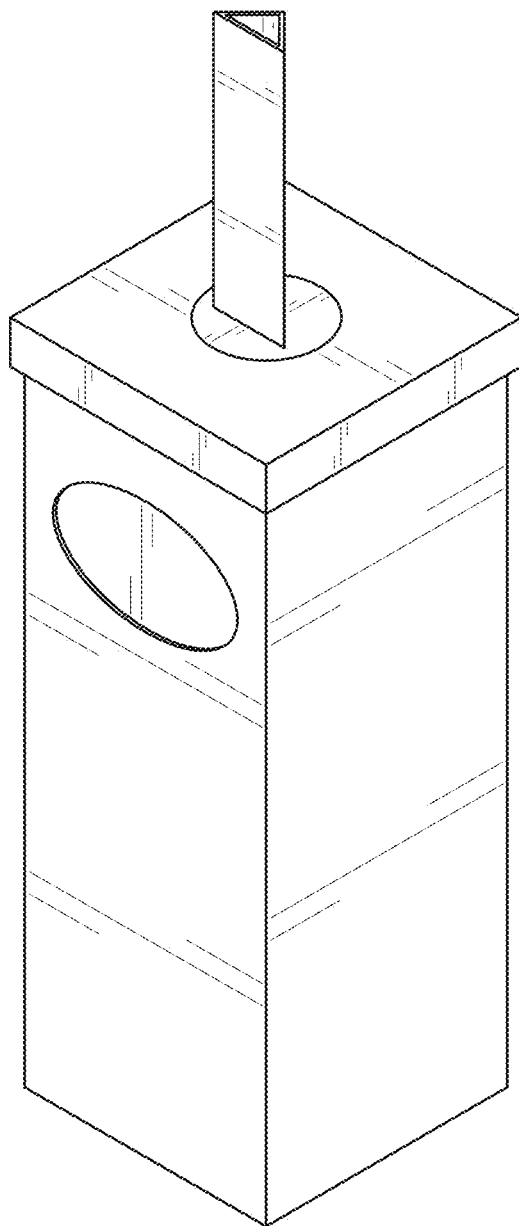


FIG. 34

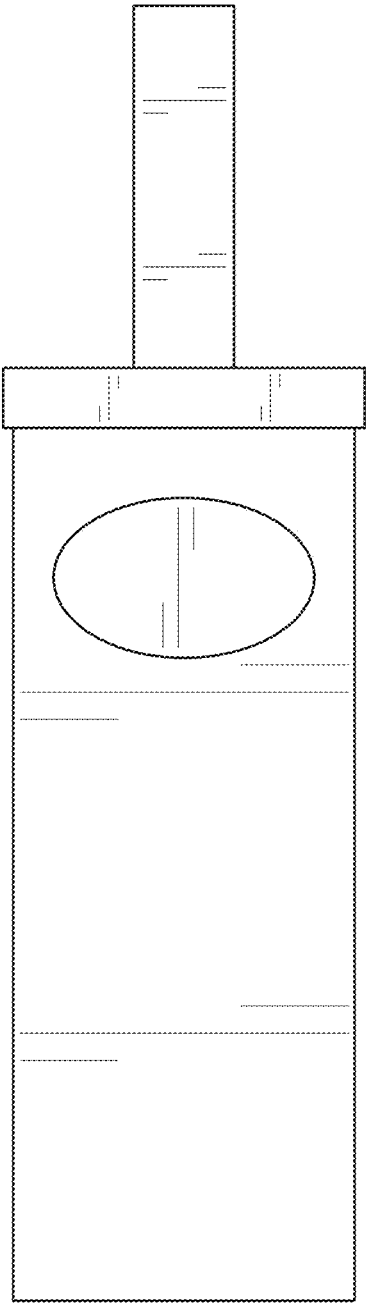


FIG. 35




FIG. 36




FIG. 37




FIG. 38

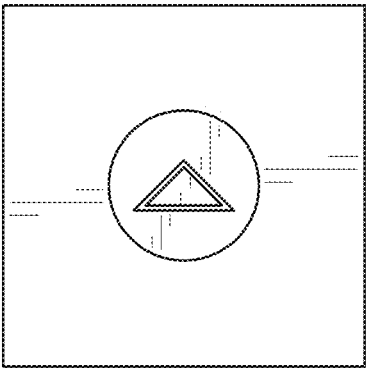


FIG. 39

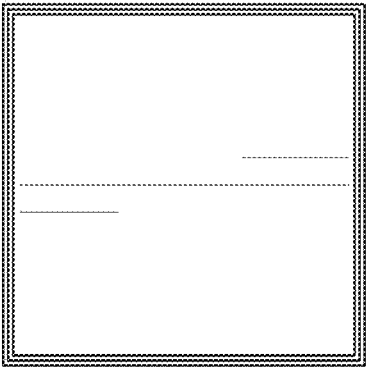


FIG. 40

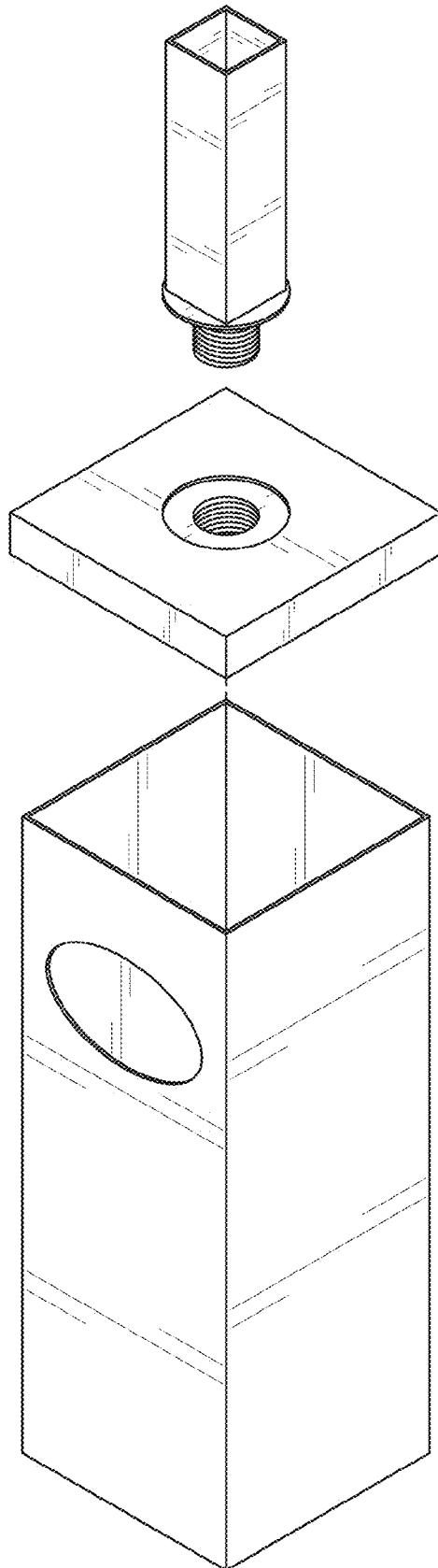


FIG. 41

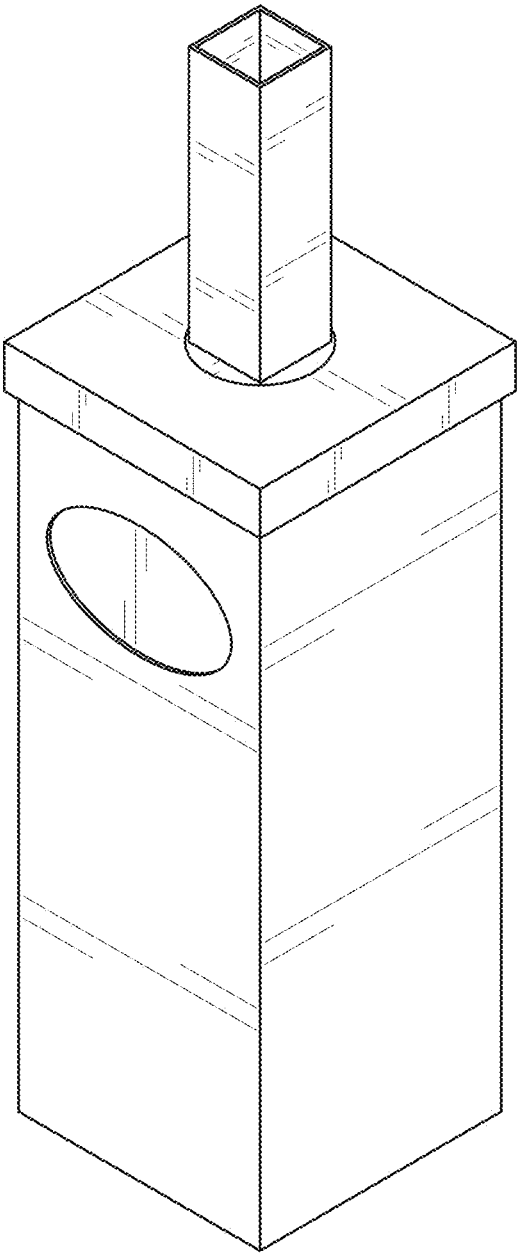


FIG. 42

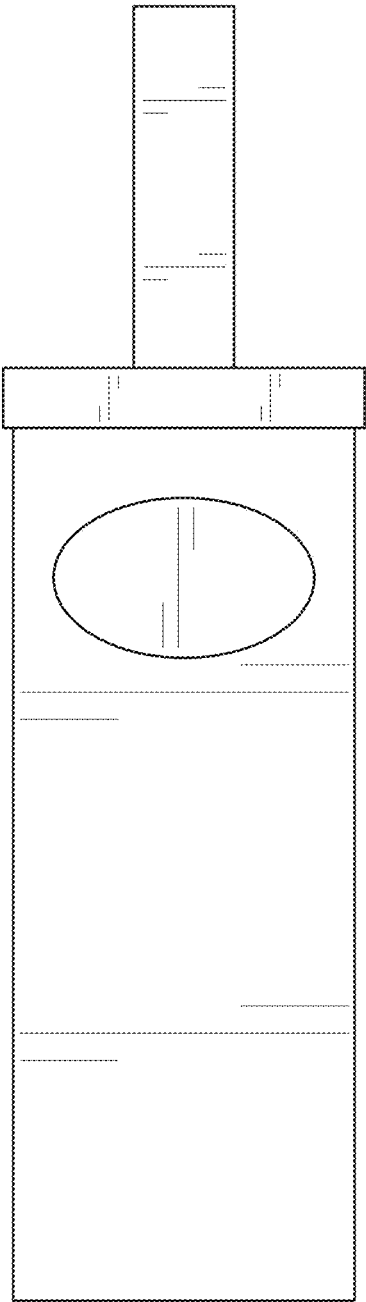


FIG. 43




FIG. 44




FIG. 45




FIG. 46

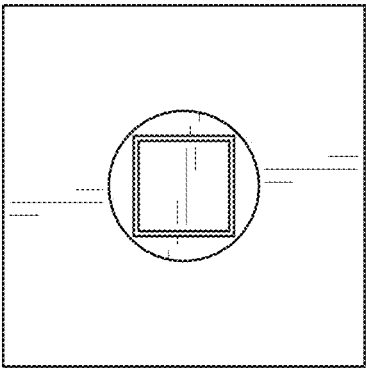


FIG. 47

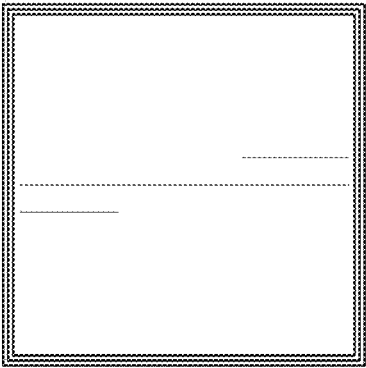


FIG. 48

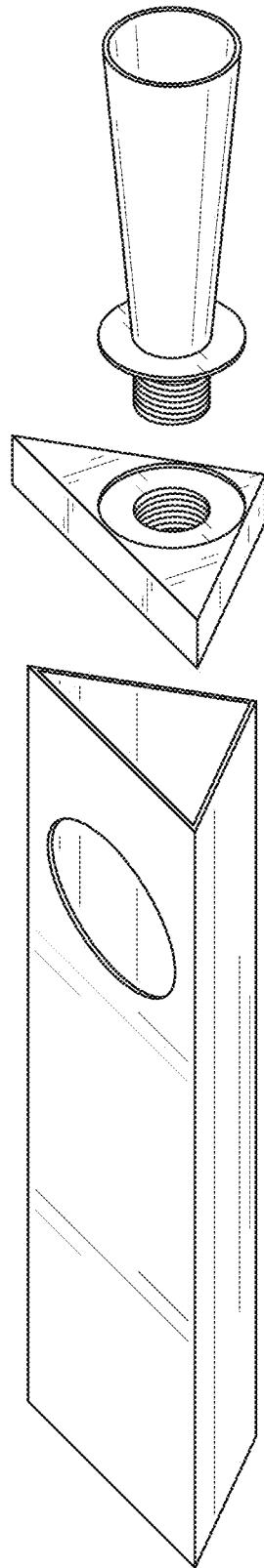


FIG. 49

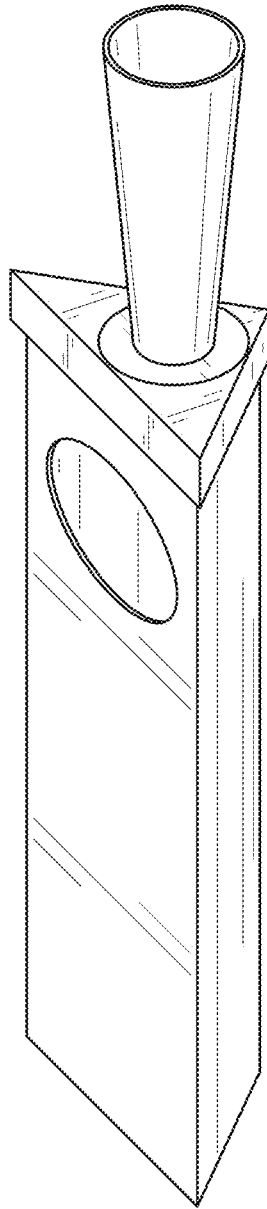


FIG. 50

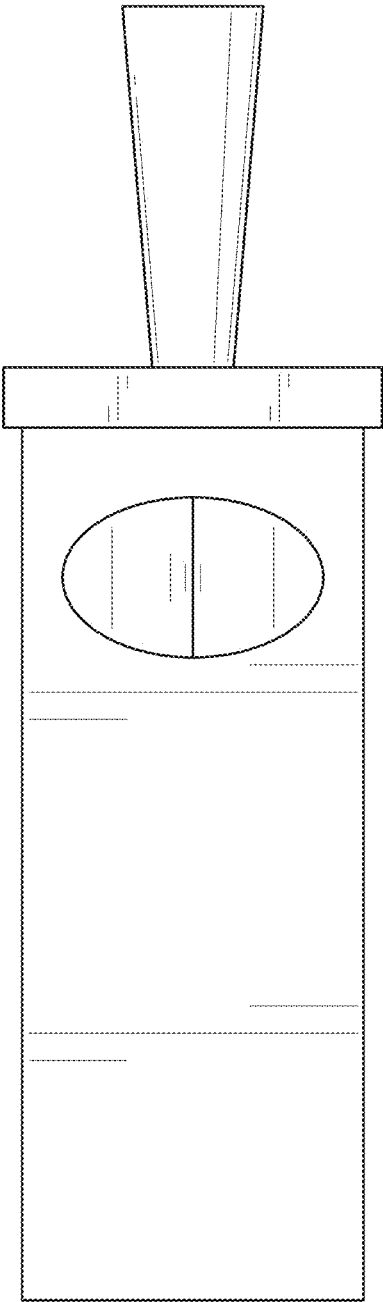


FIG. 51

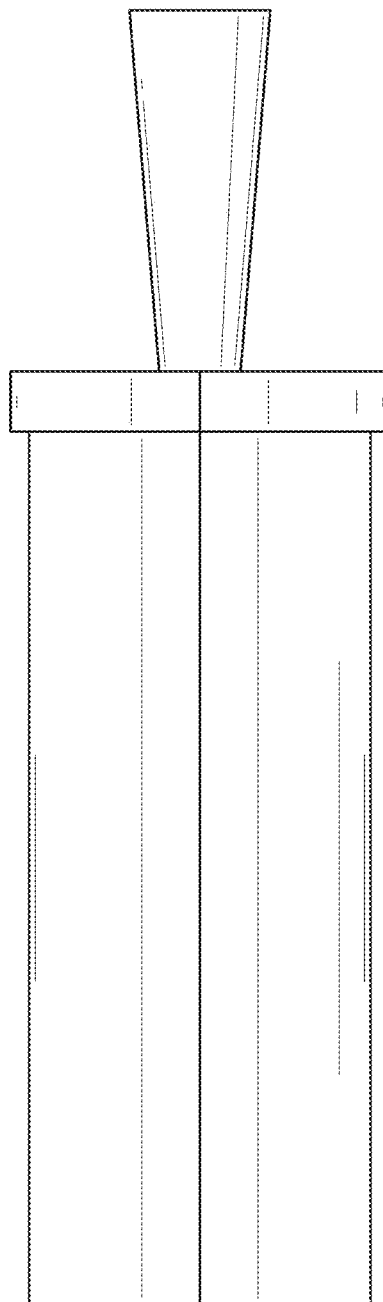


FIG. 52

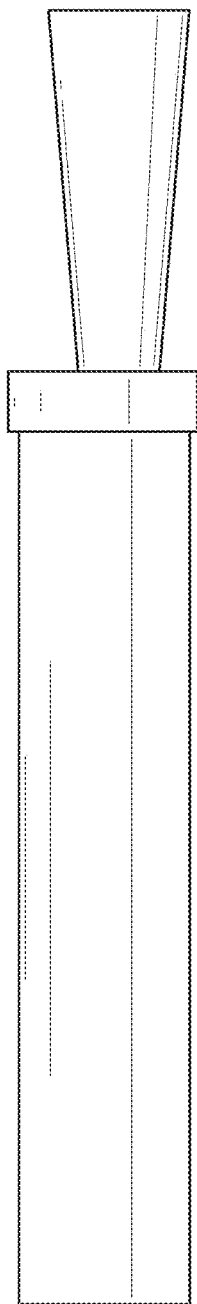


FIG. 53

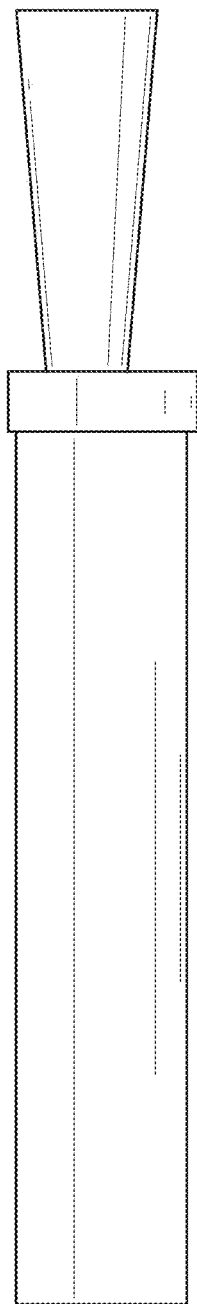


FIG. 54

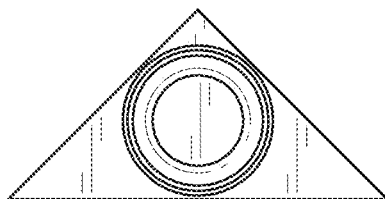


FIG. 55

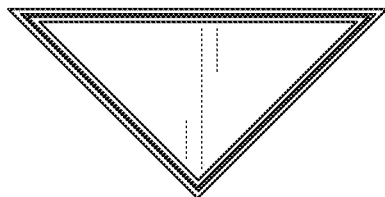


FIG. 56

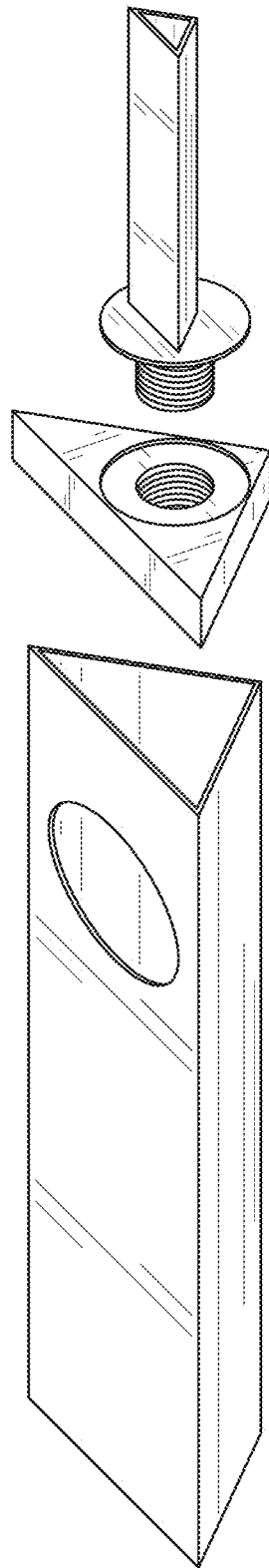


FIG. 57

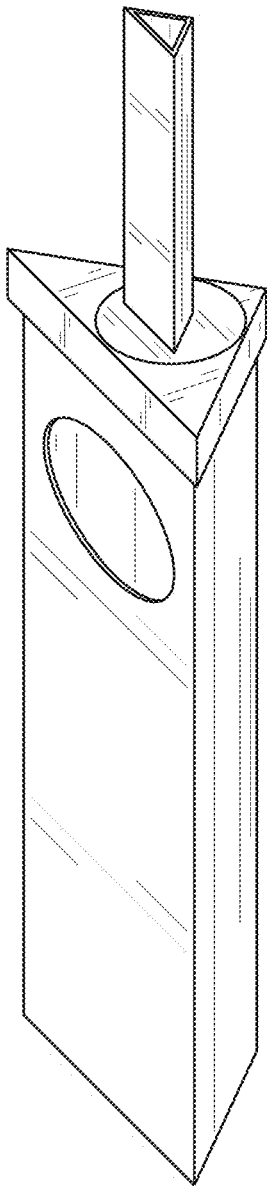


FIG. 58

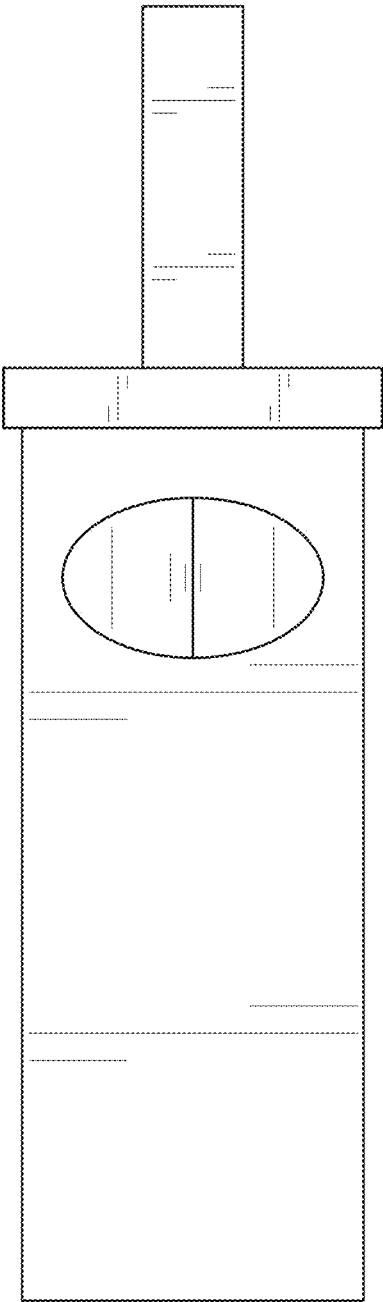


FIG. 59

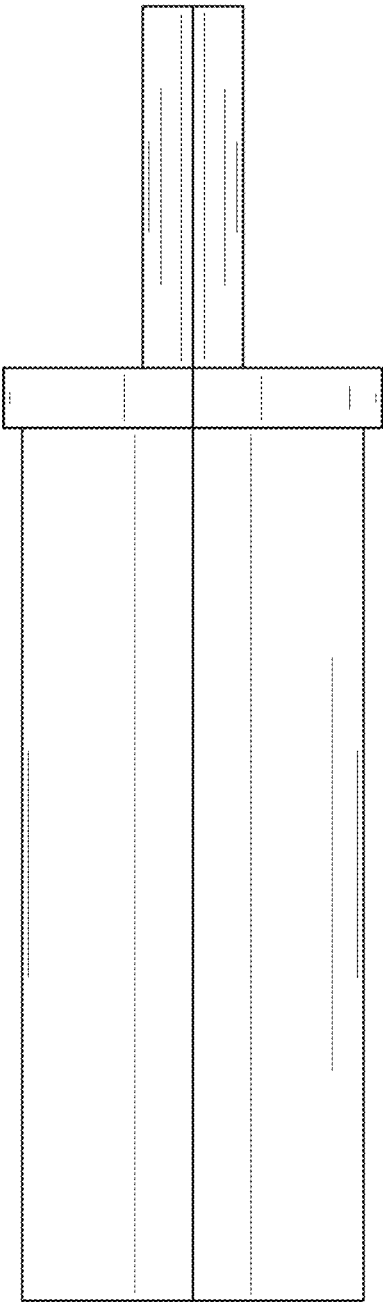


FIG. 60

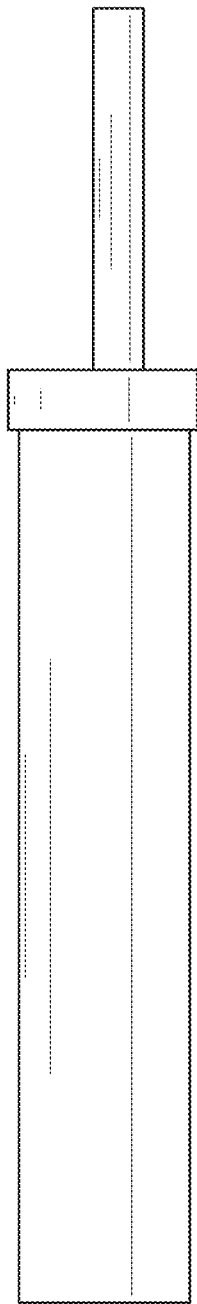


FIG. 61

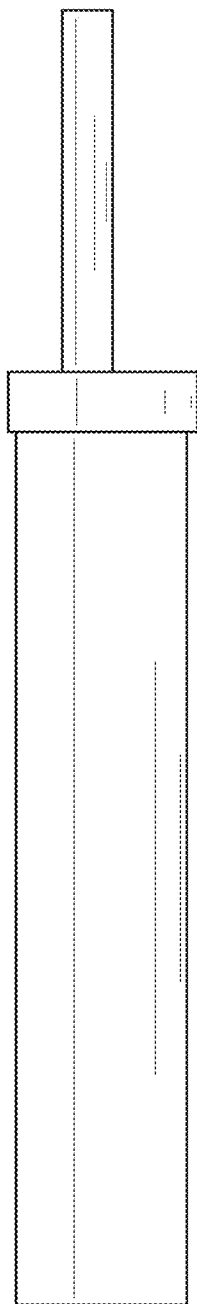


FIG. 62

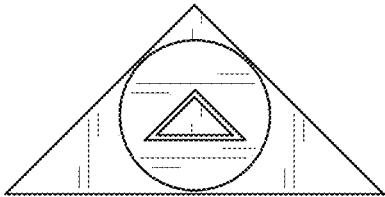


FIG. 63

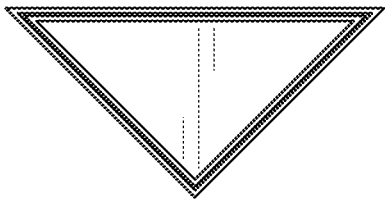


FIG. 64

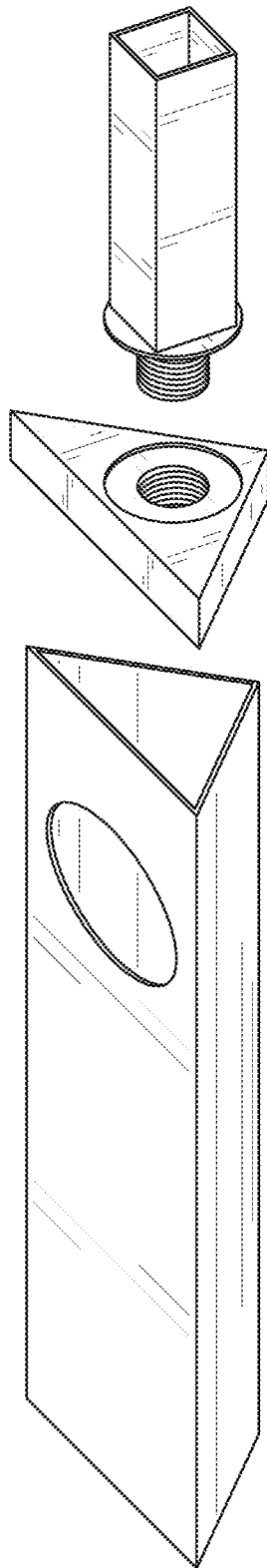


FIG. 65

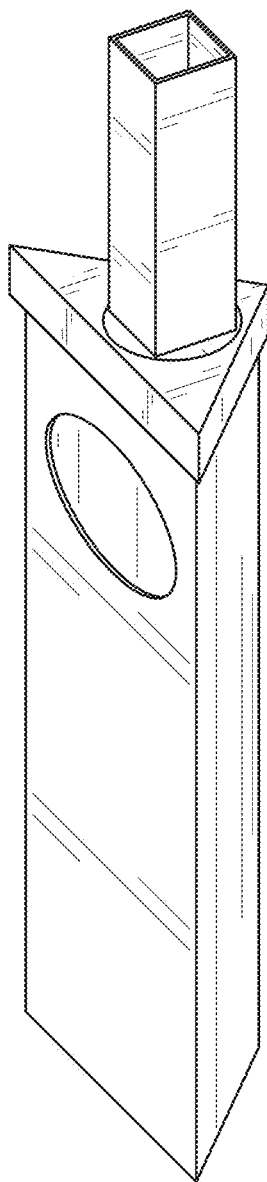


FIG. 66

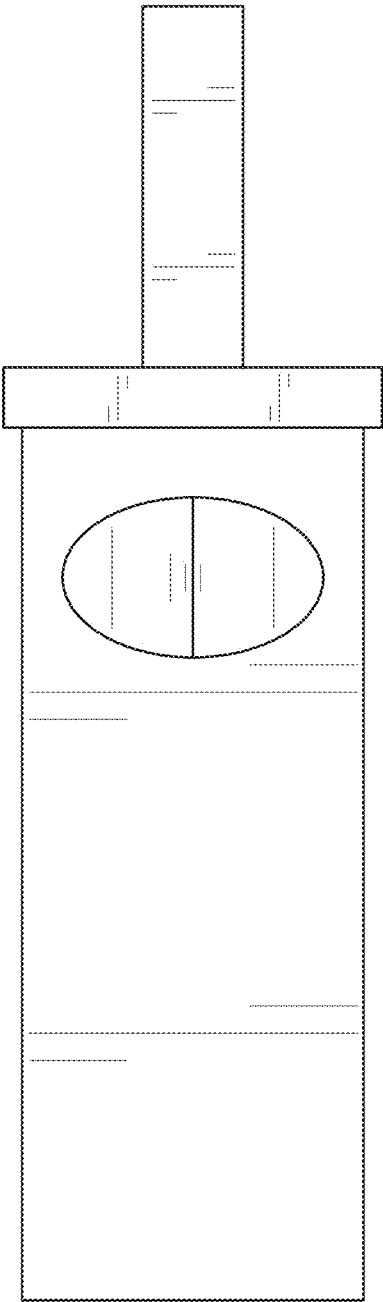


FIG. 67

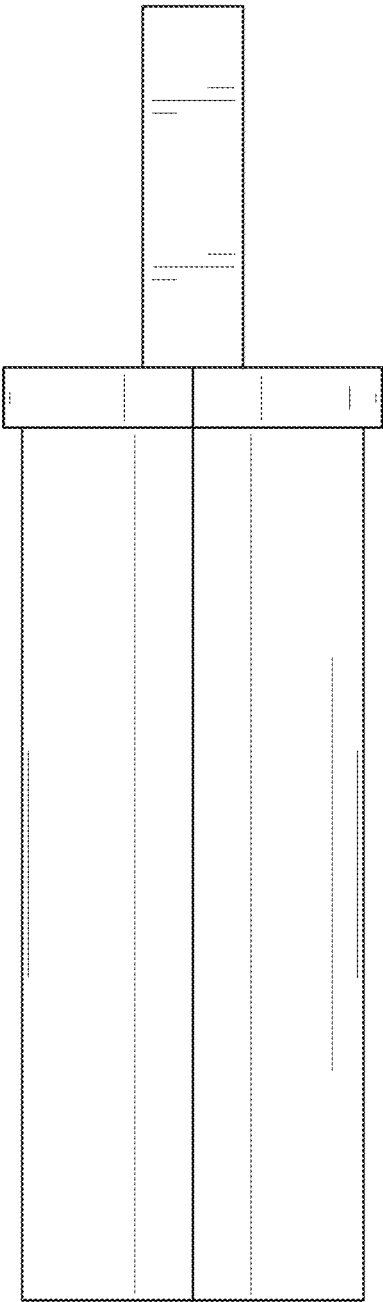


FIG. 68

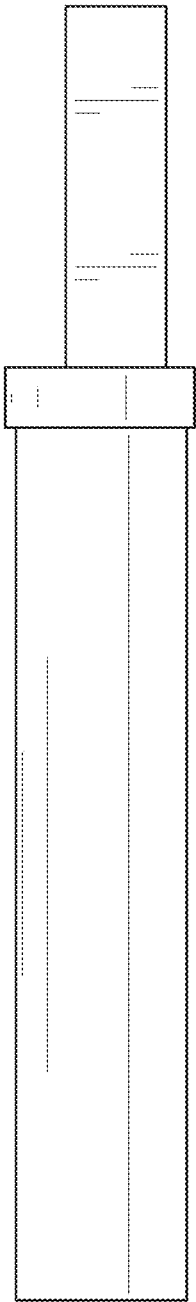


FIG. 69




FIG. 70

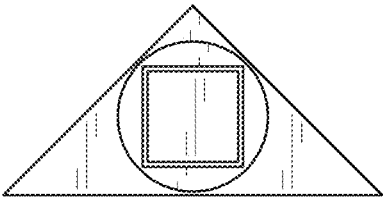


FIG. 71

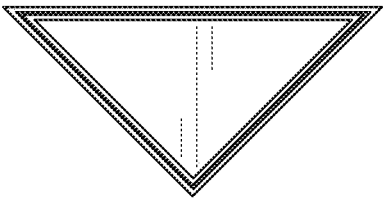


FIG. 72