

C. ASTALFY.
Bed-Lounge.

No. 161,319.

Patented March 30, 1875.

Fig. 1.

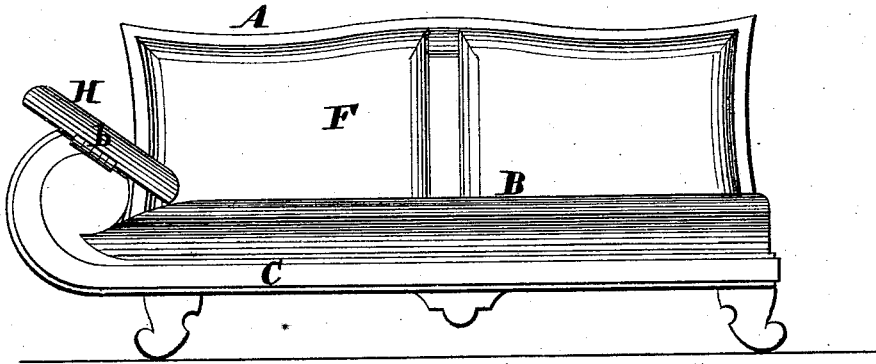


Fig. 2.

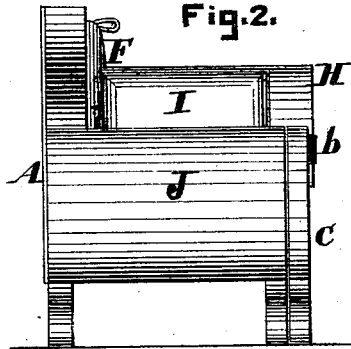


Fig. 3.

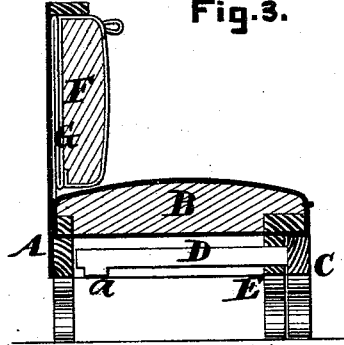
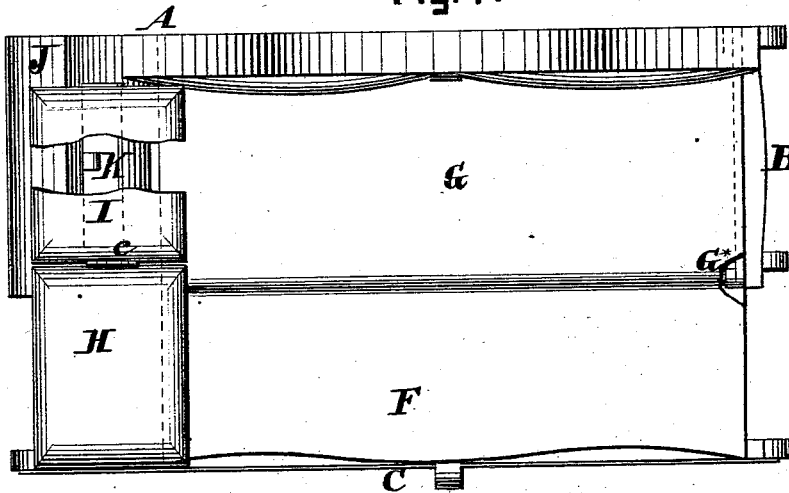


Fig. 4.



Witnesses,
Chas. Wahler,
E. F. Kastenhuber

Inventor,
Christoph Astalfy
per
Van Santvoord & Hauff
attys

UNITED STATES PATENT OFFICE.

CHRISTOPH ASTALFY, OF NEW YORK, N. Y.

IMPROVEMENT IN BED-LOUNGES.

Specification forming part of Letters Patent No. **161,319**, dated March 30, 1875; application filed October 1, 1874.

To all whom it may concern:

Be it known that I, CHRISTOPH ASTALFY, of New York, in the county of New York, State of New York, have invented certain new and useful Improvements in Bed-Lounges, of which the following is a specification:

My invention relates to sofa-beds, in which a sliding extension-frame is employed in order to convert the sofa into a bed; and my invention relates to a novel construction of the head-board.

The improvements will be fully hereinafter described, and pointed out in the claim.

Referring to the drawing, Figure 1 is a front view of a sofa-bed embodying my invention. Fig. 2 is an end view. Fig. 3 is a transverse section, showing the sliding extension-frame; and Fig. 4 is a plan or top view, showing the sofa converted into a bed.

A represents the frame of the sofa; B, the fixed seat. The sliding extension-frame is constructed of a front rail, C, having at one end an upwardly-curved portion, and provided with guide slats or bars D, which extend inward through a fixed rail, F, forming a part of the sofa-frame. The guide-rails are provided with stops *a*, to prevent the extension-frame being drawn entirely out. The rail C of the sliding frame is provided with legs to support it when drawn out to form the bed. F represents a cushion fitting a recess in the back of the sofa, and connected at one edge to a sheet, G, which latter is attached at its opposite edge to the sofa-frame, in such manner that when the sliding frame is drawn out the cushion F may be removed and placed thereon to

form a mattress, the sheet covering the fixed seat and said mattress, and also preventing the cushion from becoming detached. To the upwardly-curved portion of the front rail of the sliding extension-frame is connected a head, H, the connection being made by means of a hinge-joint, *b*, so that the board can be raised in order to gain access to the hollow arm J of the sofa, which is provided with a small door, K, the said hollow arm serving as a receptacle for the bedding, &c. To the head-board H is hinged a supplemental head-board, I, as at *c*, so that when the sliding extension-frame is drawn out to convert the sofa into a bed, the head-boards H and I are carried with it, and the head-boards can be unfolded and extend entirely across the head portion of the sofa, so as to produce a raised surface.

Having thus described my invention, what I claim as new, and desire to secure by Letters Patent, is—

The combination, with the seat and sliding extension-frame of a sofa-bed, of the head-board H, connected to the upwardly-curved portion of the front rail of the sliding frame, and the supplemental head-board I, connected to the head-board H, substantially as and for the purpose described.

In testimony that I claim the above I have hereunto set my hand and seal this 28th day of September, 1874.

CHRISTOPH ASTALFY. [L. S.]

Witnesses:

W. HAUFF,
CHAS. WAHLERS.