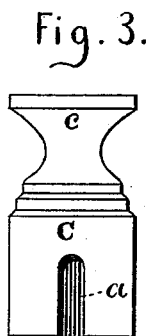
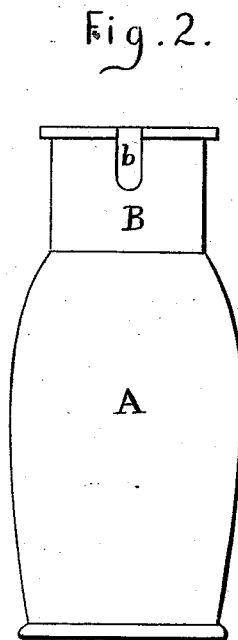
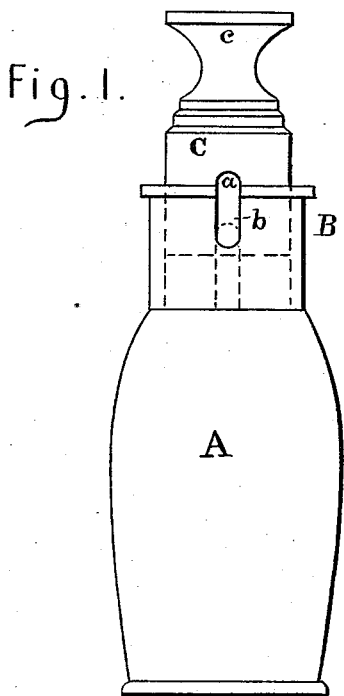


A. A. PLASTRIDGE.
Bottle for Mustard.

No. 161,351.

Patented March 30, 1875.



Witnesses :
P. S. Daniels
H. A. Daniels

Inventor :
A. A. Plastridge.
by Louis Bagge
his atty.

UNITED STATES PATENT OFFICE.

ASA A. PLASTRIDGE, OF CHICAGO, ILLINOIS.

IMPROVEMENT IN BOTTLES FOR MUSTARD.

Specification forming part of Letters Patent No. **161,351**, dated March 30, 1875; application filed August 3, 1874.

To all whom it may concern:

Be it known that I, ASA A. PLASTRIDGE, of the city of Chicago, in the county of Cook and State of Illinois, have invented certain new and useful Improvements in Bottles for Mustard; and I do hereby declare that the following is a full, clear, and exact description thereof, which will enable others skilled in the art to which it pertains to make and use it, reference being had to the accompanying drawing, which forms a part of this specification.

Figure 1 is a side elevation of my improved mustard-bottle with stopper inserted. Fig. 2 is a side elevation of the same without the stopper, and Fig. 3 is a side elevation of the stopper detached from the bottle.

Similar letters of reference indicate corresponding parts in all the figures.

My invention consists in so constructing a bottle having a stopper that it may be used for packing therein, for the trade, mustard in a dry or fluid state, while at the same time the bottle, with its contents, may be used for table use. I thereby obviate the necessity of transferring the mustard from the jar or box in which it is ordinarily offered for sale to the table-caster—the bottle itself serving as the caster, and being of such conformation that it may be placed in a cruet-stand, if desired.

A is the body of the bottle, the neck B of which is cylindrical in shape, and has a vertical slot, *b*, as shown in the drawing. The stopper C is also cylindrical in shape, and corresponds in height or depth to the height of the neck B, so that when inserted to its full depth the top of the cylindrical part will be flush with the top of the neck. *c* is the handle or knob, by which the stopper C may be turned, lifted, or removed. The exterior diameter of the cylindrical part of the stopper corresponds to the interior diameter of the neck, so that when inserted it will fit closely on the sides, and when raised in the position

shown in Fig. 1 will remain in its position by force of friction. The stopper C has a vertical slot, *a*, which corresponds in shape and dimensions to the slot *b* in the neck. When the stopper is inserted to its full depth, with the slots *a* and *b* facing each other, the only opening into the bottle will be the circular hole indicated by the dotted line in Fig. 1, formed by the semicircular top of the slot *a* and the semicircular bottom of the slot *b*. By raising the stopper while in this position, the hole will be elongated and the opening enlarged, and by turning the stopper to either side it will be closed. The object of having the slots *a* and *b* open and vertical is to make provision for the handle of the mustard-spoon when inserted into the bottle.

I am aware that perforations or slotted openings have been made laterally in the upper rim of spice-boxes and in the flange of the cover, so that by turning the latter so as to face the opening in the box, the pepper or other spices might be shaken out; but it will readily be perceived that this arrangement would not answer the present purpose, which is to provide for the handle of the spoon when my improved bottle is being used on the table as a caster.

Having thus described my invention, I claim and desire to secure by Letters Patent—

The improved mustard-bottle herein described, consisting of the body A, having the cylindrical neck B, provided with the vertical slot *b*, and the cylindrical stopper C, having the vertical slot *a*, substantially as and for the purpose shown and described.

In testimony that I claim the foregoing as my own, I have hereunto affixed my signature in presence of two witnesses.

ASA A. PLASTRIDGE.

Witnesses:

IRA E. SWETLAND,
CHAS. S. D. BRIGGS.