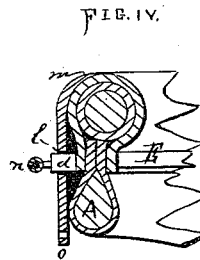
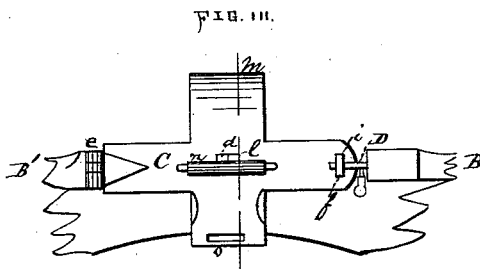
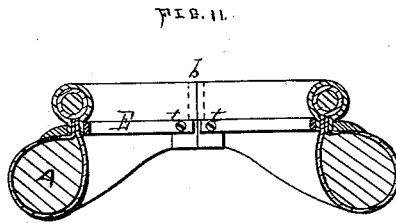
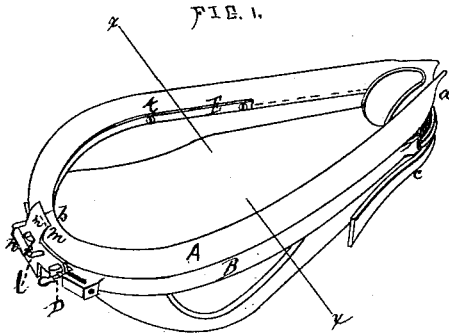


J. J. SCHNEIDER & A. S. MEEK.

Horse-Collars and Hames.

No. 161,446.

Patented March 30, 1875.



WITNESSES.

F. B. Townsend.

Wm. H. Mason

INVENTORS.

John J. Schneider
A. S. Meek
by A. H. Evans & Co
Attys.

UNITED STATES PATENT OFFICE.

JOHN J. SCHNEIDER AND ALEXD. S. MEEK, OF BEDFORD, IOWA.

IMPROVEMENT IN HORSE-COLLARS AND HAMES.

Specification forming part of Letters Patent No. 161,446, dated March 30, 1875; application filed March 3, 1875.

To all whom it may concern:

Be it known that we, JOHN J. SCHNEIDER and ALEXANDER S. MEEK, of Bedford, in the county of Taylor and State of Iowa, have invented certain Improvements in Combined Horse-Collar and Hames; and we hereby declare the following to be a full, clear, and exact description thereof, reference being had to the accompanying drawings, making part of this specification, in which—

Figure 1 is a perspective view of the collar. Fig. 2 is a cross-section on the line *x x*. Fig. 3 is a plan of the hasp-fastening. Fig. 4 is a cross-section of Fig. 3 on the line *y y*.

The object of our invention is to produce a cheap and convenient combination of a horse-collar with hames, so that it can be fastened without the use of straps or stays; and it consists in certain mechanical devices hereinafter described.

In order that those skilled in the art may make and use our invention, we will proceed to describe the manner in which we have carried it out.

In the said drawings, A is a horse-collar, having the ordinary opening *a*, and a second opening *b*, the collar being divided evenly at its bottom. Hames B B' are fastened at the top by a strap, *c*. They end at the opening *b*, and have their terminations in projections *d d*, with curved or beveled outer surfaces. At the point *e* the side of the hames B has attached to it a swinging hasp, C, constructed as shown in Fig. 3, and having an eye, *i*, to pass over the staple *f*, which is provided with

a sliding locking-bolt, D. In the center of the hasp is an opening, *l*, to receive the projections *d d*. A curved projection, *m*, on the hasp embraces the front of the collar, to strengthen the hames, and staples or eyes *n o* are attached to it, to allow the fastening of the holdback-straps and choke-strap, respectively. About two-thirds of the way up from the bottom of the collar the hames are bolted to it by means of the bolts *t t*, which pass through an inside countersunk strip, E.

When the collar is put on, the lower ends of the hames are brought together, the hasp put down, and the eye *i* passes over the staple *f*. At the same time the projections *d d* pass through the opening *l l*, and the bolt D being thrown through the hasp, the hames are secured by two locking-points—viz., the staple *f* and projections *d d*. The third of the hames remaining unbolted to the collar allow adjustment by the strap *c*.

Having thus described our invention, what we claim as new, and desire to secure by Letters Patent, is—

1. In combination with the hames B B', having projections *d d* and swinging hasp C, the collar A, divided at *a* and *b*, as described.
2. The swinging hasp, constructed with the eye *i*, opening *l*, staples *n o*, and curved projection *m*, as and for the purpose described.

JOHN J. SCHNEIDER.
A. S. MEEK.

Witnesses:

O. B. WILSON,
J. M. THIRKIELD.