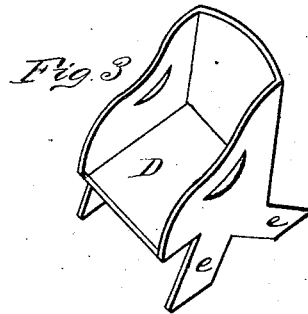
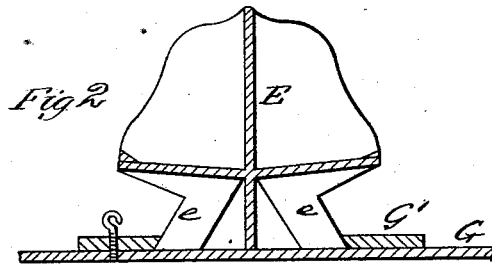
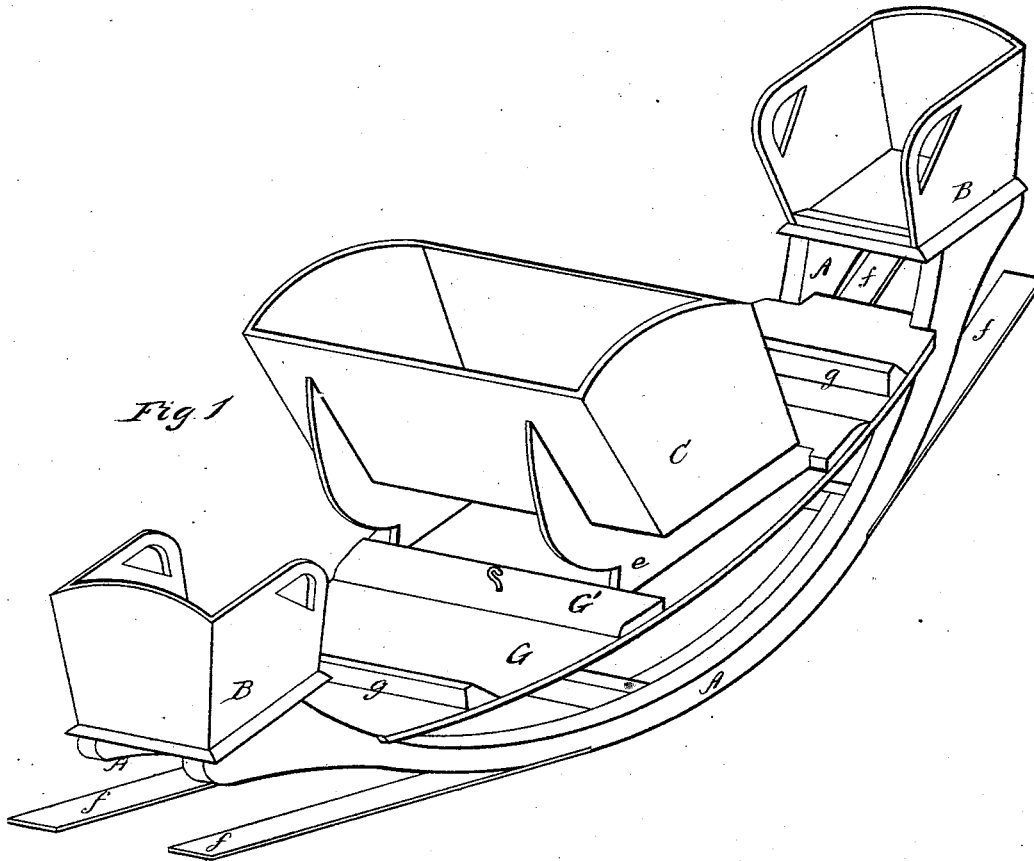


B. E. MEREMBECK.
Children's Rockers.

No. 161,537.

Patented March 30, 1875.



Witnesses
S. J. Van Stavern,
J. B. Connolly

Inventor
Benjamin E. Merembeck
Connolly Bros
Attorneys

UNITED STATES PATENT OFFICE.

BENJAMIN E. MEREMBECK, OF PHILADELPHIA, PENNSYLVANIA.

IMPROVEMENT IN CHILDREN'S ROCKERS.

Specification forming part of Letters Patent No. **161,537**, dated March 30, 1875; application filed
January 28, 1875.

To all whom it may concern:

Be it known that I, BENJAMIN E. MEREMBECK, of Philadelphia, in the county of Philadelphia and State of Pennsylvania, have invented certain new and useful Improvements in Children's Rockers; and I do hereby declare the following to be a full, clear, and exact description of the invention, such as will enable others skilled in the art to which it pertains to make and use it, reference being had to the accompanying drawings, which form part of this specification, in which—

Figure 1 is a perspective of the invention, with cradle. Fig. 2 is a transverse section of double chair. Fig. 3 is perspective of single chair.

The nature and scope of my invention are clearly presented in the claims.

Referring to the accompanying drawing, A A are rockers, provided at each end with seats B B. Between the seats B B may be placed a cradle, C, the occupant of which will have sleep invoked by the see-sawing of the children in said seats. For this cradle there may be substituted a single seat, D, or a double seat, E, said cradle and seats being made removable, as shown, by constructing them with inclined or beveled supports *e*, to fit between the beveled transverse cleats G', which are

secured to the rocker-platform G. The single seat will serve for one child on the rocker alone, or in company with two on the end seats.

In order to prevent the seats from tilting too far, and at the same time to provide an elastic rebound for the rocker, springs *f* may be employed, as shown, and, instead of the box-seats illustrated in the drawing, the figure of a horse or other animal may be substituted therefor. *g g* are foot boards or rests.

What I claim as my invention is—

1. The removable cradle C or seat E, having beveled or inclined supports *e*, in combination with the rocker-platform G, having the transverse beveled cleats G', substantially as shown and described.

2. The combination, with the rockers A A, of the flat springs *f*, projecting outwardly and upwardly from said rockers, constructed and arranged substantially as shown and described, and for the purpose set forth.

In testimony that I claim the foregoing I have hereunto set my hand this 16th day of January, 1875.

BENJAMIN E. MEREMBECK.

Witnesses:

M. DANL. CONNOLLY,
JOSEPH MEREMBECK.