

G. T. BARKER.
Camp-Lounge.

No. 161,733.

Patented April 6, 1875.

Fig. 1.

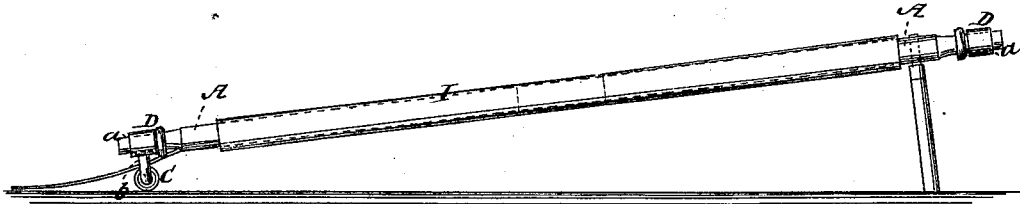


Fig. 2.

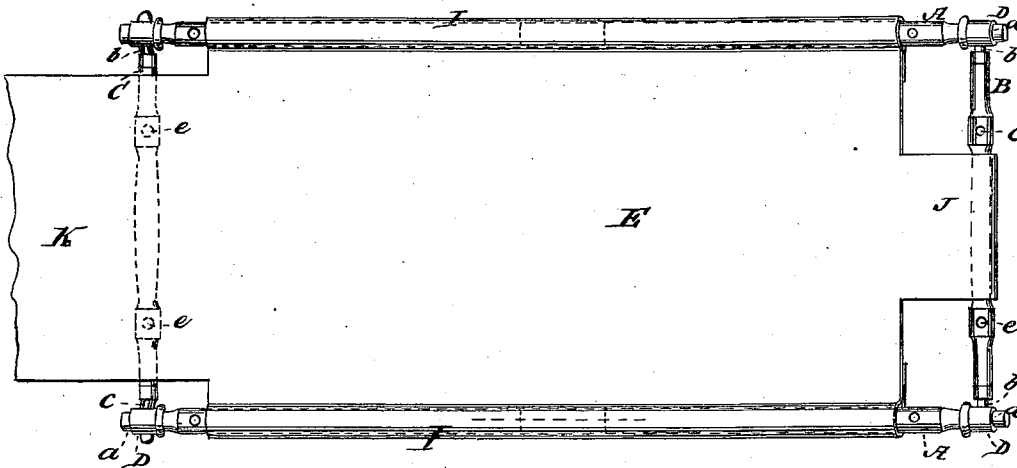
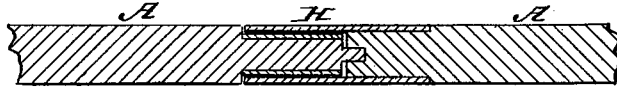


Fig. 3.



Fig. 4.



WITNESSES:

E. Wolff
A. J. Terry

INVENTOR:

G. T. Barker
BY
Munnell
ATTORNEYS.

UNITED STATES PATENT OFFICE.

GARDNER T. BARKER, OF PITTSFIELD, MASSACHUSETTS.

IMPROVEMENT IN CAMP-LOUNGES.

Specification forming part of Letters Patent No. **161,733**, dated April 6, 1875; application filed January 18, 1875.

To all whom it may concern:

Be it known that I, GARDNER T. BARKER, of Pittsfield, in the county of Berkshire and State of Massachusetts, have invented a new and Improved Camp-Lounge, of which the following is a specification:

The object of my invention is to provide a simple, cheap, light, and efficient camp-lounge that can be readily packed and unpacked and set up, and can be carried readily in the hand, pocket, or bag.

The invention will first be fully described, and then pointed out in the claims.

Figure 1 is a side elevation of my improved camp-lounge. Fig. 2 is a plan view. Fig. 3 is a foot-end elevation, and Fig. 4 is a section through the joint of one of the side pieces of the frame.

Similar letters of reference indicate corresponding parts.

A represents the side pieces; B, the head cross-piece; C, the foot cross-piece; D, the coupling, and E the canvas. The side pieces of the frame are fitted in the ferrules *a* of the couplings, while the shanks *b* may screw or be otherwise fastened in the ends of the cross-pieces. In Fig. 3 the crooked shanks of the couplings, forming short legs, are represented. The shanks of the couplings have right-hand threads on one side of the lounge and left-hand threads on the other side, so that by turning the cross-pieces the sides can be adjusted to

regulate the tension of the canvas, and the cross-pieces are provided with holes *e*, to insert pins for turning them. H represents the joint in the side rods to allow of shortening them. I is the piping formed on the edges of the canvas, in which to insert the side pieces. J is a head-piece of the canvas attached to the head cross-piece of the frame to support the head, and K is a foot-piece extended over and beyond the foot cross-piece.

I propose to apply lugs T to the sides of the ferrules, by which to drive them on and off the side pieces.

Having thus described my invention, I claim as new and desire to secure by Letters Patent—

1. As a new article of manufacture, a camp-lounge arranged and constructed to support the body of the occupant in a reclining position above the ground, while the feet rest on the ground, substantially as specified.

2. The combination of couplings D, consisting of ferrule *a* and shank *b*, with the side pieces and cross-pieces of the frame, substantially as specified.

3. The combination of the lugs T with the ferrules for driving them on and off the side pieces.

GARDNER T. BARKER.

Witnesses:

J. N. DUNHAM,
GEO. G. BAKER.