

P. D. RICHARDS.
Pencil and Crayon Holder.

No. 161,902.

Patented April 13, 1875.

Fig. 1.




Fig. 2.




Fig. 3.

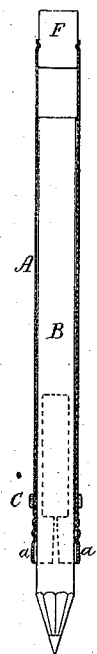
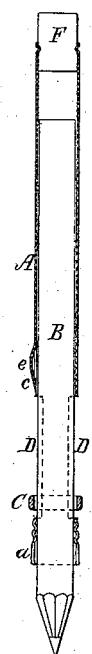


Fig. 4.



Witnesses.

S. N. Piper

L. N. Collier

Percival D. Richards.

by his attorney.

R. H. Eddy

UNITED STATES PATENT OFFICE.

PERCIVAL D. RICHARDS, OF WEST MEDFORD, ASSIGNOR TO CUTTER,
TOWER & CO., OF BOSTON, MASSACHUSETTS.

IMPROVEMENT IN PENCIL AND CRAYON HOLDERS.

Specification forming part of Letters Patent No. **161,902**, dated April 13, 1875; application filed
January 27, 1875.

To all whom it may concern:

Be it known that I, PERCIVAL D. RICHARDS, of West Medford, of the county of Middlesex and State of Massachusetts, have invented a new and useful Improvement in Pencil and Crayon Holders; and do hereby declare the same to be fully described in the following specification and represented in the accompanying drawings, of which—

Figures 1 and 2 are opposite side elevations, and Figs. 3 and 4 longitudinal sections, of a pencil-case provided with my said invention.

The pencil-case on which my improvement is based is a tube provided with jaws and a slide-ring, the latter being to close the jaws upon the pencil for the purpose of retaining it within the holder.

In carrying out my invention I make such holder with what I term thumb and finger openings arranged in it longitudinally and opposite each other, to enable a person, by means of his thumb and finger of one hand, to grasp the pencil on its opposite sides and move it forward or backward in the case, in order to effect the proper adjustment of the pencil with reference to the case. I also provide the case with a pencil-retaining spring, which, as represented in the drawings, answers two purposes, viz., to prevent the pencil from accidentally dropping out of the case when the slide-ring is drawn back, and also to act as a stop to prevent the slide-ring from accidentally slipping backward off the case.

The spring *c*, instead of being arched or made so as to act as a back-stop to the slide,

to prevent it from being lost off the tube A, may be straight, in which case it may be provided with a stud or projection to extend from it, for the purpose of preventing loss of the ring off the tube.

In the drawings, A denotes the case, and B a pencil placed therein. The jaws of the case are shown at *a a*, they being corrugated to hold the pencil to advantage. Their shanks *b b* are tapering, to enable the slide-ring C to close the jaws upon the pencil. Back of the jaws are the thumb and finger openings or rectangular slots D D', the retaining-spring being shown at *c* as formed by slitting the tube A, in the manner as represented at *d d*, and curving or arching the intermediate piece, as shown at *e*. In the rear end of the case A I usually put a plug, F, of india-rubber, to answer the purpose of an eraser.

I claim—

1. In combination with the pencil-case A, provided with the slide-ring C and jaws, as described, a retaining-spring, *c*, arranged substantially as explained, and constructed for holding the pencil in the case, as set forth.

2. A pencil-case, substantially as described, consisting of a tube, A, provided with elastic jaws *a b*, finger-openings D D', a slide-ring, C, and a spring, *c*, all as and arranged as explained and represented.

PERCIVAL D. RICHARDS.

Witnesses:

R. H. EDDY,
J. R. SNOW.